



*The Memorandum of Agreement (MOA) between USDA, the Commodity Credit Corporation, and the State of Illinois was amended in October 2010 to include the Kaskaskia River Watershed along with the Illinois River Watershed in the Illinois Conservation Reserve Enhancement Program. The Kaskaskia River Watershed is the second largest river system in Illinois, flowing 292 miles from Eastern Illinois to the Mississippi River. The Illinois General Assembly appropriated \$45 Million in the 2010 Capital Budget to re-open CREP and expand the program. The Goals for the Illinois CREP were revised to reflect the expansion and the importance of the connection to the Mississippi River and the Gulf of Mexico:*

- *Reduce the amount of silt and sedimentation entering the main stem of the Illinois and the Kaskaskia Rivers by 20 percent;*
- *Reduce the amount of phosphorus and nitrogen in the Illinois River and Kaskaskia River by 10 percent;*
- *Increase by 15 percent, the populations of waterfowl, shorebirds, nongame grassland birds, and State and Federally listed threatened and endangered species such as bald eagles, egrets, and herons;*
- *Increase the native fish and mussel stocks by 10 percent in the lower reaches of the Illinois River (Peoria, LaGrange, and Alton reaches and Kaskaskia River; and*
- *Help meet the Federal goals to reduce nitrogen loading to the Mississippi River and the Gulf of Mexico, thereby helping to reduce hypoxia in the Gulf of Mexico.*

# TABLE OF CONTENTS

- I. Executive Summary
- II. Program Expenditures
- III. CREP Activities and Accomplishments
- IV. Partners Activities
- V. Future Plans and Recommendations
- VI. Monitoring

## MAPS

- 1. Illinois and Kaskaskia Rivers Eligible Areas

## APPENDICES

Appendix A: Monitoring and Evaluation of Sediment and Nutrient Delivery to the Illinois River

Appendix B: Illinois CREP Assessment 2012

**Monitored records are on separate CD or attached to the web site.**

## **EXECUTIVE SUMMARY**

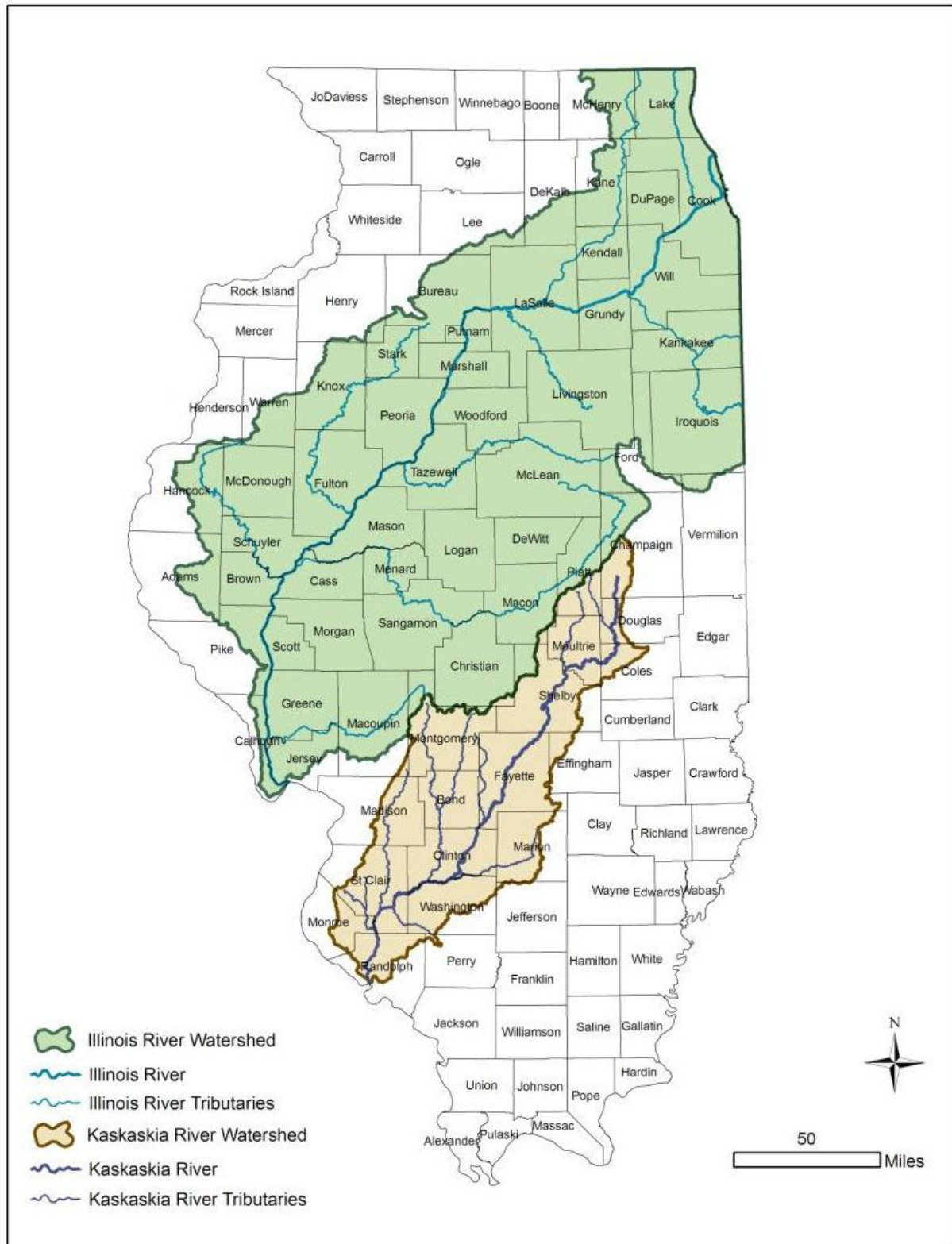
The Illinois Conservation Reserve Enhancement Program (CREP) is a State, Federal and Local partnership to restore and protect frequently flooded and environmentally sensitive cropland in the Illinois River Basin. The State offers restoration cost-share and 3 levels of conservation easements on top of federal 15 year contracts to provide long term or permanency to restoration efforts. The Illinois CREP restores cropland in floodplains, erodible cropland adjacent to the floodplain, and cropland that qualify as farmed wetlands. The program has been tremendously popular and successful. Since the Illinois CREP began in 1998, 142,527 acres have been enrolled in the Federal CRP contracts at an average cost of \$173.40/acre. The State has enrolled 1,290 conservation easements on 81,340 acres at an average cost of \$854.57/acre.

The Illinois CREP plays a vital role in the restoration and management of the Illinois River Basin. Almost 35,000 acres of wetlands have been restored. In addition, CREP has created long, protected stream corridors that improve water quality and stream habitats and help to implement the State's Comprehensive Wildlife Action Plan. It is expanding critical habitats for species in greatest need of conservation and providing plant and community diversity on an agricultural landscape. CREP works with other USDA conservation programs to provide streambank and in-stream restorations and provide enhanced water quality.

At the State's request, the Illinois CREP was closed to open enrollment in November 2007 due to insufficient State funds. The public support for the program resulted in the General Assembly appropriating \$45 Million in capital bond funds to re-open CREP and to expand it to an adjacent watershed, the Kaskaskia River Watershed. (See Map 1)

While the Illinois CREP was not re-opened until December 2010, work was still being done on CREP enrollments, monitoring, and a media campaign to announce the opening of the new area to local landowners.

# 1. Illinois and Kaskaskia Rivers Eligible Areas



In response to recommendations from a CREP Landowner Analysis, the Illinois Department of Natural Resources has developed an on-line State enrollment application and created a new database to improve the efficiency of the program and to track and report program accomplishments. In addition, the CREP enrollments are being targeted to the streams that have identified nutrient and sediment impairments and to complete existing corridors of protection from the previous enrollment period.

Funding was obtained through a grant from the Illinois Environmental Protection Agency to hire six (6) CREP Coordinators in County Soil and Water Conservation District (SWCD) offices to conduct landowner outreach, targeted mailing, and assist with the State Enrollment process. The IDNR and National Great Rivers Research and Education Center (NGRREC) were awarded a National Fish and Wildlife Fund Grant for four (4) new personnel to market CREP in the Illinois and Kaskaskia Basins. Additionally, two (2) foresters are funded through a State Wildlife Grant and partnership with the National Wild Turkey Federation, USDA Natural Resources Conservation Service, and two sponsoring SWCD offices.

The State has continued monitoring and evaluation of the sediment and nutrient delivery to the Illinois River. Nutrient and sediment data have been collected since 1999. Reduction in sediment delivery from large watersheds takes time to move through the system. However, recent data indicate that both sediment and nutrient delivery to the Illinois River have either stabilized or decreased as a result of implementation of conservation practices in the Illinois River watershed. The most important observation from the nutrient data is the slow decreasing trend of nitrate-N yield from the major tributary watersheds.

The Illinois Natural History Survey's botanical assessment of CREP sites in 2009 and 2010 found that they were more botanically rich and diverse compared to the randomly selected sites for the State's Critical Trends Analysis. Funding for biological assessments has been lacking, but a habitat monitoring program pilot has been developed to evaluate overall habitat quality by use of site visits and visual technology and observations.

## **PROGRAM EXPENDITURES**

Total Federal and State enrollment figures from the inception of the program on May 1, 1998 through September 30, 2012 are:

### **FEDERAL CONTRACTS**

Number of contracts	-	7,714
Total acres contracted	-	142,526.9
Average acres/contract	-	18.5
Average rental rate/acre	-	\$176.57 (\$138.15 Ave. SRR plus \$38.42 Ave. Incentive)

### **STATE EASEMENTS**

Number of easements	-	1,290
Total acres enrolled	-	81,340.304
Average acres/contract	-	63.09

Average cost/acre - \$612.21 (Total State Expenditures divided by state enrolled acres)

#### NON-FEDERAL EXPENDITURES

The Memorandum of Agreement (MOA) for the Illinois CREP details the formula to determine the overall costs of the program and to determine if the State has fulfilled its obligation to provide 20% of the total program costs. The following costs are used to determine the total costs of CREP, the total land retirement costs, which will include the CRP payments made by the Commodity Credit Corporation (CCC) and the easement payments or the bonus payments made by Illinois; the total reimbursement for conservation practices paid by the CCC and Illinois; the total costs of the monitoring program; and the aggregate costs of technical assistance incurred by Illinois for implementing contracts and easements, and a reasonable estimate of the cost incurred by the State to develop conservation plans. Since the CRP contract payments are annual payments, a 3.5 percent per annum discount rate (per MOA) is used to compare the CRP payments to the State Easement payments. Per the current Agreement, the State must contribute 20% from the Program inception in May 1998. Total Program discounted costs for this period are \$235,642,885.00. The State contributed \$69,511,107.00, or 23% of the total program costs after using the discount rate.

TABLE 1. PROGRAMMATIC BUDGET

<b>ILLINOIS CREP 1998-2012</b>						
	<b>USDA</b>		<b>USDA Total with</b>		<b>STATE</b>	<b>PROGRAM TOTAL</b>
	<b>Total</b>	<b>Per Acre</b>	<b>NPV SSR @ 3.5% *</b>	<b>Per Acre</b>	<b>Cash Total</b>	
<b>Acres enrolled through Sept 30, 2012</b>	142,527					
<b>Total CRP Payments ***</b>	\$364,815,820.00	\$173.40 **	\$217,755,140.00	\$38.42 **		
<b>Cost Share</b>	\$17,887,715.00	\$121.00	\$17,887,715.00			
<b>Monitoring</b>					\$3,355,106.00	
<b>IEPA CREP Assistants (section 319)</b>					\$1,426,501.00	
<b>State Enhancements</b>					\$61,311,917.00	
<b>State In-Kind</b>					\$3,417,583.00	
<b>TOTAL Without NPV SRR Discount</b>	<b>\$382,703,535.00</b>				<b>\$69,511,107.00</b>	<b>\$452,214,642.00</b>
<b>% State Match</b>					<b>15%</b>	
<b>TOTAL With NPV SRR Discount</b>			<b>\$235,642,855.00</b>		<b>\$69,511,107.00</b>	<b>\$305,153,962.00</b>
<b>% State Match</b>					<b>23%</b>	
<p>* NPV for SRR @ 3.5% discount per match formula in the MOA  ** Annual SRR with Bonus  *** CRP Contracts not less than 14 years or more than 15 years  CRP Payments include annual SSR with Bonus and Maintenance</p>						



## TECHNICAL ASSISTANCE AND PROGRAM STAFF:

There are three types of technical assistance in the Illinois CREP:

1. Assistance to the landowners during the enrollment process in determining eligibility, options, and practice selection;
2. Assistance to landowners in implementing the approved CREP practice once the property is enrolled in the program; and
3. Assistance to the county Soil and Water Conservation District (SWCD) offices and landowners in the state requirements for execution of the state easement documents.

The USDA Farm Service Agency, USDA Natural Resources Conservation Service, Illinois Department of Natural Resources, Illinois Department of Agriculture and the County Soil and Water Conservation Districts provide the primary technical assistance. However, CREP's successful implementation depends upon the strong relationship between eight Federal and State Agencies, 67 county SWCD offices and many conservation and environmental organizations.

## CREP ACTIVITIES and ACCOMPLISHMENTS

- State Comprehensive Wildlife Action Plan (IWAP) coordination between programs
- Nutrient Load Reduction Calculations will be calculated in a more site specific nature
- Enrollments have begun in the Kaskaskia River Basin
- Link to Illinois Nature Preserves Commission Action Plan for the Lower La Moine River Conservation Opportunity Area 2010-2015

## PARTNER ACTIVITIES

### ILLINOIS ENVIRONMENTAL PROTECTION AGENCY

One of the key missions of Illinois EPA is to monitor and protect the water resources of Illinois; these resources are relied upon for drinking water, fishing, transportation and recreational use and other environmental and economic benefits. One of the most dramatic improvements in water quality that Illinois EPA has documented has taken place on the Illinois River.

Illinois EPA has eight Ambient Water Quality Monitoring Sites on the main channel of the Illinois River. Water chemistry is collected at these sites nine times per year. There are approximately 475 Intensive Basin Survey Sites in the Illinois and Kaskaskia River watersheds. These sites are monitored "intensively" once every five years. The monitoring includes water chemistry, macro-invertebrates, fish, habitat, sediment and at some sites fish tissue contaminants are collected. This information is cooperatively collected with the Illinois Dept. of Natural Resources, a partnership that began many years ago and continues annually.

The monitoring shows that the Illinois River mainstream water quality has improved significantly since the passage of the Federal Clean Water Act in 1972. Early improvements were due primarily to point source controls, such as additional treatment requirements and limits on discharges from wastewater treatment plants. The majority of water quality improvements

over the last fifteen years have been from the implementation of nonpoint source management programs that reduce urban and agricultural runoff, and programs such as CREP.

As reported by the Illinois EPA in their 2012 Integrated Report (draft), of the *stream miles assessed* in the Illinois River Basin for Aquatic Life Use Support attainment, 80.4% were reported as “Good,” 17.3% as “Fair,” and 2.3% as “Poor.” This compares to statewide figures of 62.1% “Good,” 32.2% “Fair,” and 5.7% “Poor.”

Illinois EPA continues to participate on the State CREP Advisory Committee and continues to provide financial assistance to local soil and water conservation districts so they can assist landowner enrollment into CREP. Since 1999, more than \$1,767,000 of Section 319 grant funds have been spent to hire and train personnel responsible for outreach and the enrollment process.

The benefits derived through this financial support is not only efficiency in the sign-up process to increase CREP enrollment, but it also allows the existing SWCD and NRCS staff to continue to implement the other conservation programs so desperately needed to improve water quality in the Illinois and Kaskaskia River watersheds.

### **Other Illinois EPA programs that complement CREP include:**

**Section 319:** Since 1990, the IEPA has implemented 264 Clean Water Act Section 319 projects within the Illinois and Kaskaskia River Watersheds. The Agency receives these federal funds from USEPA to identify and administer projects to prevent nonpoint source pollution. These projects include watershed management planning; best management practices implementation and outreach efforts. Illinois EPA has dedicated over \$58 million with another \$50 million of local and state funds for total project costs of nearly \$109 million towards these projects to help improve the health of the Illinois and Kaskaskia Rivers, their tributaries and ultimately the Mississippi River and Gulf of Mexico. Hundreds of conservation practices have been installed in the Illinois and Kaskaskia River watersheds by dozens of our partners through the Section 319 program. Traditional practices such as terraces and waterways are dotting the landscape along with porous pavement parking lots, green roofs and miles of rural and urban stabilized streambank.

Since 1990, the 319 NPS program, through on the ground implementation can show load reductions in the Illinois and Kaskaskia River watersheds of: 678,689 lbs of nitrogen, 265,528 pounds of phosphorus, and 279,472 tons of sediment per year, each and every year since the Best Management Practices were implemented as a result of 319 grant projects between IEPA and our local partners, in both the private and government sectors. The IEPA invites you to visit <http://water.epa.gov/polwaste/nps/success319/> for a sample of Illinois’ 319 success stories.

**IGIG:** Since 2011, the Illinois EPA has implemented 17 Illinois Green Infrastructure Grant Program for Stormwater Management (IGIG) projects within the Illinois and Kaskaskia River watersheds. IGIG is administered by the Illinois EPA. Grants are available to local units of government and other organizations to implement green infrastructure best management practices (BMPs) to control stormwater runoff for water quality protection in Illinois. Projects must be located within a Municipal Separate Storm Sewer System (MS4) or Combined Sewer Overflow (CSO) area. Funds are limited to the implementation of projects to install BMPs. Illinois EPA has dedicated over \$7 million with another \$2 million of local funds for total project costs of over \$9 million towards these projects to help improve water quality in the Illinois and Kaskaskia River watersheds.

**Construction Site Inspection Program:** Illinois EPA continues to implement a program in partnership with nineteen soil and water conservation districts covering twenty-one counties. Those partners located with the Illinois and Kaskaskia River watersheds include the Champaign, DeKalb, DeWitt, Jersey, Kane/DuPage, Kankakee, Kendall, Knox, Macon, Madison, McHenry/Lake, Monroe, North Cook, Peoria, St. Clair, and Will/South Cook County Soil and Water Conservation Districts. District staff complete on-site NPDES Construction Stormwater Permit inspections and provide technical assistance in implementing best management practices to minimize runoff to nearby water bodies. This program is a natural fit for properly developing acreage that does not qualify for CREP.

**Total Maximum Daily Load (TMDL):** TMDLs are a tool that we use to restore impaired watersheds so that their waters will meet Water Quality Standards and Full Use Support for those uses that the water bodies are designated. A TMDL looks at the identified pollutants and develops, through water quality sampling and modeling, the amount or load reductions needed for the water body to meet its designated uses. USEPA has approved 238 completed TMDL evaluations and Illinois EPA is currently developing another 222 TMDLs in the Illinois and Kaskaskia River watersheds.

**Partners for Conservation:** A total of 60 lake monitoring (study) or protection/restoration projects have been conducted in the Illinois and Kaskaskia River watersheds via the Illinois EPA's Illinois Clean Lakes Program and Priority Lake and Watershed Implementation Program. Over \$11.1 million of local and state funds have been allocated for these efforts.

### **Excess Nutrients: A High Profile Water Quality Issue**

The impact of excess nitrogen and phosphorus in rivers, lakes, streams and the Gulf of Mexico has become a very high profile water quality issue. Under the right conditions, nutrients can cause excessive algal blooms, low oxygen and nuisance conditions that adversely impact aquatic life, drinking water and recreational uses of the water. The Illinois Environmental Protection Agency has identified many waterbodies in the state with these problems.

Nitrogen and phosphorus come from municipal wastewater treatment, urban stormwater, row crop agriculture, livestock production, industrial wastewater and combustion of fossil fuels. In other words, most aspects of modern society contribute to this pollution problem. The proportion of loading to a particular waterbody from these sources varies from watershed to watershed, with point sources and urban stormwater being most important in urbanized watersheds and row crop and/or livestock production being predominant contributors in agricultural watersheds.

Illinois EPA has three additional efforts concerning nutrients that began in 2011. The first is identification of six sub-watersheds that are considered our "Nutrient Priority Watersheds". Five of the six designated watersheds are in the Illinois River Basin, they are: Lake Bloomington, Lake Vermilion, Lake Decatur, Vermilion River (Illinois Basin) and Lake Mauvaise Terre, each of these watersheds has a Total Maximum Daily load developed for one or two nutrient pollutants (nitrogen and phosphorus). The second nutrient effort that the agency is partnering with is a program called "KIC 2025" ([www.kic2025.org](http://www.kic2025.org)). "KIC by 2025" will seek to educate the agricultural sector, dedicate significant resources toward research to reduce nutrient losses and enhance nutrient efficiency, educate suppliers and farmers, and measure the adoption of in-field practices to enhance nutrient stewardship beginning in priority watersheds and expanding

over years to a state-wide nutrient stewardship program. Lastly the agency has been involved in the two (Illinois Basin) designated Mississippi River Basin Initiatives, Bureau Creek and Indian Creek. The Agency is providing technical assistance and monitoring in the Bureau Creek project and is providing funds for significant outreach in the Indian Creek Watershed along with growing season weekly samples and monthly sampling the rest of the year.

In conclusion, the Illinois and Kaskaskia River basins are a valuable resource that we are working hard to protect and restore. Illinois EPA will continue long-term monitoring of the rivers and their watersheds and will continue to pursue funds to help implement CREP and other water quality restoration and protection projects and to work with citizen groups and local government and industry to continue the progress we all have made.

### **Current Management Approaches and Issues**

- The Clean Water Act framework requires: the establishment of water quality standards that protect aquatic life and/or other beneficial uses of the water; monitoring and assessment to determine attainment of standards; listing of waters not attaining and development of Total Maximum Daily Loads (TMDL) to limit pollution to those waterbodies.
- TMDL load limits are required to be implemented through National Pollutant Discharge Elimination System permits, which address point sources—municipal or industrial wastewater dischargers. Management of non-point source pollution is through voluntary implementation of best management practices (BMP), so there is no guarantee that TMDL load limits allocated to non-point sources will be achieved.
- Cost-share incentives to implement/install BMPs include federal Conservation Reserve Program and state Conservation Reserve Enhancement Program, state Partners in Conservation Program, various Farm Bill conservation programs and Section 319 non-point source management grants. The federal Farm Bill programs, though relatively well-funded, are not consistently targeted at water quality improvement, nutrient reduction or locations most in need of BMPs.
- There are various other efforts through state farm groups, industry and non-profit organizations to promote the use of agricultural BMPs, but these efforts are not consistently coordinated nor targeted to particular watersheds. In addition, the degree of implementation of key nutrient-related BMPs is not comprehensively quantified or mapped, so the collective status of BMP implementation in the state is unknown.
- Available data do indicate that Illinois producers are not over-applying fertilizers or manure and that the traditional suite of conservation practices will not be adequate to achieve such large reductions. Absent the development of an economically viable third crop such as a perennial for biofuels, the costs to significantly reduce nutrient losses from agriculture could be billions of dollars.
- New and expanding major (one million gallons per day or greater design flow) municipal sewage treatment plants and some sewage treatment plants discharging to certain lake watersheds are required by Illinois Pollution Control Board regulations to limit total phosphorus to 1.0 mg/L on a monthly average basis. Plants currently achieving this level of phosphorus reduction represent 9% of the approximately 900 municipal discharges in the state. However, of the 214 major municipals discharges, whose effluent constitutes a large majority of the phosphorus loading from point sources, 25% are required to remove phosphorus. Requiring phosphorus removal from the minor facilities would be very

costly for customers on a per capita basis and would represent a relatively small portion of the total point source phosphorus discharged.

### **What U.S. EPA Expects**

U.S. EPA expects states to establish numeric water quality standards for phosphorus and nitrogen and to carry out the other pieces of the Clean Water Act framework, as appropriate. U.S. EPA's Inspector General issued a finding in 2009 that U.S. EPA had not done enough to get state numeric nutrient water quality standards established. In response, U.S. EPA has developed a "corrective action plan" which includes a commitment to identify states where federal promulgation of nutrient water quality standards is required. U.S. EPA has been petitioned and sued by various environmental groups for failure of states to establish numeric nutrient standards, so there is mounting pressure on U.S. EPA and states to address nutrients by developing numeric nutrient water quality standards.

States have concerns on the issue of numeric nutrient water quality standards. They raise two main points:

1. There is not a straightforward relationship between nutrient concentration in the water and adverse effects, so a statewide "one size fits all" standard that meets the test of scientific defensibility is almost unachievable; and
2. The Clean Water Act programs are effective for point sources but do not assure reductions from non-point sources that are often the predominant contributors of nutrients in a particular watershed.

### **ILLINOIS DEPARTMENT OF AGRICULTURE**

The Illinois Department of Agriculture administers numerous soil and water conservation programs that produce environmental benefits in the Illinois River Watershed. In FY11, the Partners for Conservation Program, administered by IDOA, has allocated over \$376,000 to the 46 counties that have significant acreage in the Illinois River Watershed for cost-sharing the installation of upland soil and water conservation practices. Administered by the Department, with assistance from County Soil and Water Conservation Districts (SWCDs), this program provides up to 70% of the cost of constructing conservation practices that reduce soil erosion and protect water quality.

Eligible conservation practices include terraces, grassed waterways, water and sediment control basins, grade stabilization structures and nutrient management plans. A total of 227 projects have been completed by the SWCD's with significant benefits in the Illinois River Basin during the last 3 fiscal years. Individual conservation projects were completed with funding of nearly \$670,000. These projects are responsible for bringing soil loss to tolerable levels on hundreds of acres of land. This translates into over 9,194 fewer tons of soil loss each year, or the equivalent of more than 460 semi truckloads of soil saved. The installed practices also reduced the nutrient loading to streams in the Illinois River Watershed by 7,039 pounds of nitrogen and 3,829 pounds of phosphorous.

The Department of Agriculture provided funding to the county SWCD offices in the Illinois River Watershed for operational expenses. Specifically, these funds were used to provide financial support for SWCD offices, programs, and employees' salaries. Employees, in turn, provided technical and educational assistance to both urban and rural residents of the Illinois

River Watershed. Their efforts are instrumental in delivering programs that reduce soil erosion and sedimentation and protect water quality.

In an effort to stabilize and restore severely eroding streambanks that would otherwise contribute sediment to the Illinois River and its tributaries, the Department of Agriculture, with assistance from SWCDs, is administering the Streambank Stabilization and Restoration Program (SSRP). The SSRP, funded under the Partners for Conservation Program, provides funds to construct low-cost techniques to stabilize eroding streambanks. In all, over 3 miles of streambanks have been stabilized to protect adjacent water bodies during the past 3 fiscal years.

Another environmentally oriented Partners for Conservation Program administered by the Department of Agriculture is the Sustainable Agriculture Grant Program. A total of 5 grants were made available with funding of \$40,434, to individuals, organizations and universities for conducting research, demonstration, or education programs or projects related to profitable and environmentally safe agriculture in such areas as local food systems, cover crops, alternative crops, composting and organic production.

## ILLINOIS DEPARTMENT OF NATURAL RESOURCES

### **Illinois Recreational Access Program**



One of the more challenging problems facing Illinois and the Department of Natural Resources (IDNR) is to provide more public outdoor recreational access and opportunities in Illinois. In order to carry on our outdoor traditions, it is important to connect youth and families to land and opportunities. 95 % of Illinois is privately owned and ranks 46<sup>th</sup> for public lands for recreation but hosts more than

323,000 hunters and 780,000 fishermen and millions of other recreational users.

Through the Illinois Recreational Access Program (IRAP), the IDNR is increasing public recreational opportunities for the following activities:

- Youth Turkey Hunting
- Fishing (Ponds and Streambanks)
- Non-Motorized Boat Access on Public Waterways
- Outdoor Naturalist (Birding, Nature Watching and Outdoor Photography)

Utilizing resources obtained through a grant from the US Department of Agriculture's Voluntary Public Access and Habitat Incentive Program, the IDNR began leasing private land in November of 2011 from private landowners so that outdoor recreationalists will have more places to go. IRAP is targeting CREP enrollments but it is also available to all eligible farm, ranch, and forested land in the 66 county CREP areas.

In addition to annual stipend lessees receive, emphasis is placed on developing a conservation management plan for the landowner and assisting with the implementation of the management plan. Resources for habitat protection and enhancement come from IRAP, CREP, EQIP, WHIP, NWTf and other cost-share programs.

IRAP has surpassed expectations! In the first year, IRAP has

- Leased nearly 11,000 acres have been leased in 23 counties within the Illinois and Kaskaskia River Watersheds.
- Completed 10 conservation management plans and another 56 plans are near completion.
- Made available 282 spring turkey hunting sites to youth hunters
- Permitted 77 youth to participate in 2012 spring turkey hunting that would have otherwise not been able to go because they did not have a place to hunt.
- Began developing a new stewardship plan in the Honey Creek watershed in Macoupin County involving private landowners, the city of Carlinville, USFWS, NWTf and others partnering together to implement an Illinois Forest Management Plan.



Although more than 9000 acres already have been enrolled in the program statewide, additional land is needed to guarantee young people have opportunities to experience the thrill of hunting and pass it on to their own children and grandchildren.

Landowners can enroll their land in any combination of the three turkey seasons: Youth Season, Regular Season 3 and Regular Season 4. If the land isn't enrolled for a particular season, the land will remain open for the landowner to use at their discretion.

### **C2000/Partners for Conservation/Mud to Parks**

Conservation 2000 Partners for Conservation (formerly Conservation 2000 - C2000) is a multi-agency, multi-million dollar comprehensive program designed to take a holistic, long-term approach to protecting and managing Illinois' natural resources. The Illinois Department of Natural Resources administers the Ecosystems Program and the Critical Trends Assessment Program (CTAP), a statewide ecosystem assessment and monitoring program.

The Ecosystems Program, a landmark program, is based upon an extensive network of local volunteers working to leverage technical and financial resources to promote ecosystem based management primarily on private lands. With 95% of the state in private ownership (non-state owned), the main objective of the program is to assist in the formation of public/private partnerships, *Ecosystem Partnerships*, to develop plans and projects on a watershed scale with an ecosystem-based approach. There are two key criteria established for the Ecosystems Program. One, that they must be voluntary, and based on incentives rather than government regulation; and, two, they must be broad-based, locally organized efforts, incorporating the

interests and participation of local communities, and of private, public and corporate landowners.

Currently, there are 41 Ecosystem Partnerships covering 86% of Illinois. Half of those partnerships are located in counties that comprise the Illinois River watershed; 21 to be exact. They are Big Rivers, Chicago Wilderness, DuPage River Coalition, Fox River, Headwaters, Heart of the Sangamon, Illinois River Bluffs, Kankakee River, Lake Calumet, LaMoine River, Lake Michigan Watershed, Lower Des Plaines, Lower Sangamon Valley, Mackinaw River, North Branch of the Chicago River, Prairie Parklands, Spoon River, Thorn Creek, Upper Des Plaines, Upper Salt Creek, and Vermillion Watershed Task Force.

Since its inception in 1996, the C2000 Program has awarded more than \$16.4 million in C2000 grants to Ecosystem Partnerships in the **Illinois River watershed** basin for projects providing a variety of conservation practices and outreach. Another \$17.75 million has been leveraged as match for these projects for a total of more than \$34 million for 489 projects. Accomplishments from these projects include: 15,899 acres of habitat restoration, 169,756 feet of stream bank restoration, 1,814 sites have been or are being monitored, and more than 685,745 people have been educated on watershed protection and restoration.

## NATURAL RESOURCES CONSERVATION SERVICE (NRCS)

### EQIP

One of NRCS' primary conservation programs is the Environmental Quality Incentives Program (EQIP), which is designed to provide cost-share funds to farmers who qualify for practices designed to improve or create conservation-minded operations or solutions. EQIP addresses practices for livestock operations, grazing operations or non-livestock operations, which covers most of Illinois' private landowners in need of conservation solutions.

### EQIP's Forestry Efforts

The primary focus of the Forest Management Plans special project incentive is to help applicants develop management plans and protect their forested acres. Eligible applicants receive funds to help hire a professional forester who will visit the property, inventory the site, and write out a complete woodland management plan. This Special Projects opportunity through Illinois' EQIP can help landowners manage their woodland resources better and obtain a quality management plan that is also approved by the State of Illinois. With more acres of Illinois forest resources well planned for and managed, the health and value of our forest resources will be greatly improved.

### Wetland Reserve Program

NRCS' Wetland Reserve Program (WRP) continues to create and restore quality wetland habitats in the Illinois River Watershed and across the state.

For additional information on NRCS conservation programs, please visit [www.nrcs.usda.gov](http://www.nrcs.usda.gov).



## US FISH AND WILDLIFE SERVICE (USFWS)

### **Partners for Fish and Wildlife**

The US Fish and Wildlife Service Partners for Fish and Wildlife Program (Partners) has supported the Illinois River Conservation Reserve Enhancement Program (CREP) since its inception. The Midwest Region's Partners program concentrates its work in three areas: wetland restoration, grassland restoration, and stream and riparian restoration. Collaborating with the Illinois River CREP has provided opportunities on a landscape scale for restoration, enhancement, and preservation of these natural habitats on private land. Benefits from this collaboration are the enhancements of privately-owned land for Federal Trust Species, such as migratory birds, inter-jurisdictional fish, threatened and endangered species of plants and animals, and other species of conservation concern. Federally listed threatened and endangered species, particularly the threatened decurrent false aster (*Boltonia decurrens*) have benefited from the Illinois CREP. Equally significant are both direct and indirect benefits to National Wildlife Refuge lands located on the Illinois River that accrue as a result of expanded habitat adjacent and near the Refuges, as well as improved water quality that results from implementing approved conservation practices.

Partners primary contribution to the Illinois River CREP has been technical assistance through participation on the CREP Advisory Committee, providing technical and policy assistance input to the program. At the local level, Partners personnel coordinate with local NRCS, SWCD, and Illinois DNR staff as necessary on individual or groups of projects. CREP has opened a host of opportunities for habitat restoration, enhancement, and preservation on private land that fulfills the objectives of a broad coalition of Federal, State, local, and non-government conservation organizations.

Within the Illinois River Watershed, individual Partners projects compliment CREP and other habitat programs. The Partners program provides a tool for restoration and enhancement of habitats on private lands that may not be eligible for other landowner assistance programs. Partners local coordinators also review the full range of landowner assistance programs with each potential cooperator and refer landowners to CREP and other USDA and Illinois DNR programs that best meet their habitat development and economic goals.

For more information about the Partners for Fish and Wildlife Program please contact:

[gwen\\_kolb@fws.gov](mailto:gwen_kolb@fws.gov)

## ILLINOIS FARM BUREAU

Illinois Farm Bureau (IFB) continues to publicize and promote the Conservation Reserve Enhancement Program (CREP). IFB also used their statewide radio network to highlight details of the program. Information on CREP was sent directly to county Farm Bureaus® (CFB) via e-mail and through county Farm Bureau mail system.

Illinois Farm Bureau continues to provide input about CREP through various groups and committees and also continues to voice support for the program. CREP is another tool producers can use that provides cost share incentives and technical assistance for establishing long-term, resource-conserving practices and is a positive program in Illinois.

## ASSOCIATION OF ILLINOIS SOIL AND WATER CONSERVATION DISTRICTS

The AISWCD, in partnership with the Illinois Environmental Protection Agency and the Illinois Department of Natural Resources, helped with administration of the CREP program, by providing funding to SWCDs through a 319 grant. The grant was given to certain SWCDs who expressed the need of additional support in their District office to complete CREP related duties. That grant expired June 30, 2012 and a new grant began. The new grant is again a cooperative effort between IEPA, IDNR and the AISWCD. The new grant is funded by both IEPA 319 funds and IDNR CREP funds and has a two year life span. The new grant will be used to employ six CREP Resource Specialists to work with groups of SWCDs within Land Use Councils to monitor existing contracts and work with landowners to enroll additional acres into the Illinois River CREP Area. It is anticipated that employing full-time staff to work exclusively with the CREP program will help expedite the enrollment process as well as monitoring of existing contracts.

## ENVIRONMENTAL DEFENSE FUND/EDF/TNC/INITIATIVE

### **Environmental Defense Fund Partnership Project with The Nature Conservancy**

A new partnership is working with local farmers on an innovative approach to protect drinking water supplies to the City of Bloomington and improve water quality in the Mackinaw River. Environmental Defense Fund and The Nature Conservancy joined with the City of Bloomington, USDA's Farm Service Agency and Natural Resources Conservation Service, the McLean County Soil and Water Conservation District, and the University of Illinois to launch a voluntary, incentive-based program focused on constructing wetlands in strategic locations within drinking supply watersheds that will intercept tile-drained runoff from agricultural farmlands. The focus on Six Mile Creek and Money Creek by this partnership builds on The Nature Conservancy's 20 years of science work in the Mackinaw River watershed, more than 30 years of work by the City of Bloomington to comply with drinking water and surface water quality regulations, and the policy and science expertise of the Environmental Defense Fund. Additional partners engaged in this effort include the McLean County GIS Consortium and scientists from Illinois State University.

Partners will engage highly qualified technical service providers to work with interested farmers and other landowners who have potential sites for treatment wetland installations. These advisors help landowners enroll in the Farmable Wetlands Program of the Conservation Reserve Program, a USDA voluntary conservation program that provides good financial incentives to landowners for installing practices such as ADWT wetlands. USDA staff help with outreach to producers. Partners will secure grant funding to offset costs to the producers so little to no installation costs will be incurred by landowners.

These wetlands will be designed to retain agricultural runoff and reduce nitrogen concentrations upstream from drinking water reservoirs and the Mackinaw River; thus, providing benefits to the local community's drinking water, the Mackinaw River, and ultimately the Gulf of Mexico. The wetlands are a natural fit in the landscape – they provide beauty and recreation for landowners and important habitat for wildlife while serving as a long-lasting, highly cost-effective way to address local drinking water concerns and downstream water quality.

Challenges related to excessive loading of nitrogen goes beyond local drinking water concerns. Nitrogen originating from states within the Mississippi River Basin contributes substantially to the Dead Zone in the Gulf of Mexico. In fact, the Upper Mississippi River Basin (UMRB) contributes more than 50% of the nitrate reaching the Gulf of Mexico <sup>[1]</sup>. The UMRB, particularly the “Corn Belt,” is one of the most productive agricultural regions in the world and is dominated by intensive, high production, row-crop agriculture. The extensive subsurface drainage systems that have enabled many producers to realize significant increases in productivity have also created the major unintended effect of creating a highly efficient conduit of nitrogen to the Mississippi River and the Gulf of Mexico. Subsurface agricultural drainage short circuits the natural drainage pattern, flushing nitrogen from farm fields and funneling it directly into local rivers and streams, and from there into the Mississippi and the Gulf of Mexico. Illinois has the highest total area of subsurface drainage of any state in the UMRB <sup>[ii]</sup> and contributes 17% of the nitrogen and 13% of the phosphorus delivered to the Gulf of Mexico <sup>[iii]</sup>.

<sup>[1]</sup> Goolsby et al. 1999

<sup>[ii]</sup> 4.7 million ha, Sugg 2007

<sup>[iii]</sup> Alexander et al. 2008

By working together, the conservation partners will meet both the goals of CREP and the objectives of private landowners. They will help implement the Illinois Wildlife Action Plan by creating and enhancing habitat corridors along Illinois’ rivers and tributaries for species protection and migration. The partners will develop strategies to facilitate landowner enrollment in many different conservation programs and ensure the programs are implemented effectively. Continued monitoring efforts will provide the long-term data required to properly assess changes in Illinois’ watersheds, and assessment of these changes will ensure efficient implementation of CREP and other conservation programs.

Illinois Department of Natural Resources (IDNR) and its conservation partners will continue to work as a team to implement CREP and other conservation programs designed to assist private landowners. Priority will be given to watersheds identified by Natural Resources Conservation Service (NRCS) and Illinois Environmental Protection Agency (IEPA) as having high mean total concentrations of nitrate and phosphorous; and CREP will be integrated with NRCS’ Mississippi River Basin Healthy Watersheds Initiative to improve the overall health of the Mississippi River Basin and assist with Gulf Hypoxia issues. CREP is also a good fit with initiatives related to climate change and carbon sequestration.

## ONGOING INITIATIVES

### **GIS Model Benefits – Northwater Consulting**

#### CREP Targeting

- Ability to rank land parcels based on quantity of Nutrient and Sediment Load Reductions expected
- Ability to identify and target priority watersheds based on total pollutant loading
- Ability to numerically evaluate various conservation scenarios (best “bang-for-the-buck”)

## Performance Measures

- Quantify total pollutant loading and develop target reductions
- Assess whether or not target load reductions are being achieved
- Quantify load reductions expected by staff members for defined work areas; can be used to ensure employees are meeting numerical water quality targets

## **Integration of Agency Goals**

- Facilitates inter-agency coordination
- Can tie CREP implementation to IEPA TMDL and watershed based plan load reduction targets for impaired waters
- Shared agency datasets of CREP, EQIP and CRP can be evaluated to determine load reductions associated with existing conservation efforts; results can be shared across other agencies

## **ISWS/INHS**

The Illinois Department of Natural Resources (IDNR) is working with the University of Illinois' Critical Trends Assessment Program (CTAP) staff to establish a biological monitoring program for CREP to assess the conservation practices and wildlife habitat on property enrolled in CREP. CTAP samples the bird communities of forests, grasslands, and wetlands using point- count based methods. During data collection, the presence and abundance of each species seen or heard during the count period is recorded.

Avian point counts are conducted in 3 specific state CREP conservation practices that are widely distributed around the state.

To assess the progress of the program towards meeting two of the CREP program goals, the Illinois Department of Natural Resources (IDNR) and the Illinois State Water Survey (ISWS) are developing a scientific process for evaluating the effectiveness of the CREP program. The process includes data collection, modeling, and evaluation. ISWS have been collecting data on the Illinois River since the CREP program opened, and have established monitoring stations throughout the State. Recent data indicate that both sediment and nutrient delivery to the Illinois River have either stabilized or decreased as a result of implementation of conservation practices in the watershed. If the present trends continue for the next 10 to 15 years, sediment and nutrient delivery to the Illinois River will be significantly reduced, and lead to improved ecosystem in the river and tributary watersheds in the long-term.

This project has now initiated a basin-wide monitoring and assessment program for wadeable streams in the Kaskaskia River. Baseline information on aquatic macroinvertebrates (EPT), freshwater mussels, and fish are collected at selected reaches using a stratified random sampling design to characterize conditions throughout the watershed and provide for long-term trends assessments.

Populations of selected species are monitored in focal reaches associated with high biological diversity (BSS reaches) or sensitive taxa (enhanced DO reaches, SGNC). Additional sampling is conducted at fixed sites in several smaller watersheds to monitor temporal changes in biological communities as private lands program initiatives mature on the landscape.

### **National Wild Turkey Federation**

#### *Healthy Forests, Woodlands and Waters in the Illinois and Kaskaskia River Basins*

- 1) Re-forest floodplains and riparian corridors of the lower Illinois and upper Kaskaskia Rivers and their tributaries. IDNR has projected 10,708 acres of new tree plantings to be enrolled in each of the Kaskaskia and Illinois River watersheds. The 2 NWTF foresters will each meet with at least 50 landowners per year to develop plans for 1,000 acres of tree plantings in each watershed per year. Over 3 years, a total of 3,000 acres of new tree plantings will be planned in each forester's area of responsibility.
- 2) Improve the quality of existing private forest land in the lower Illinois and upper Kaskaskia River watersheds. Each NWTF forester will meet with at least 25 forest landowners per year to provide technical assistance and write management plans that qualify for EQIP and/or FDA cost share assistance. A total of 75 forest landowners in each watershed will receive technical assistance, accounting for about 2,250 acres of planned forest improvement practices.
- 3) NWTF foresters, along with the Regional Biologist, will conduct 2 public information/habitat workshops per year to inform landowners of available programs and educate potential CREP and EQIP participants.

### FUTURE PLANS AND RECOMMENDATIONS

- Refinement of online application and database
- Review and organize existing hardcopy files and continue entry into online database
- Continue to improve communications with partners to establish performance measures, analyze performance data, and direct field work
- Refine and implement a Illinois and Kaskaskia watershed model to target practices for greater environmental impact
- Evaluate the implemented Kaskaskia River Watershed monitoring plan
- Develop habitat evaluation criteria to determine if current conservation practices are in place based on soil types
- Develop criteria for habitat management plans on additional acres
- Develop criteria for habitat improvement cost share projects
- Map floodplain not included on FEMA or FIRM maps
- Develop biological monitoring plan for wildlife species
- Develop aquatic biological monitoring plan

# **MONITORING**

**Appendix A: Monitoring and Evaluation of Sediment and Nutrient Delivery to the Illinois River (see attachment)**

**Appendix B: Illinois CREP Assessment 2012**

# APPENDIX A

## **Monitoring and Evaluation of Sediment and Nutrient Delivery to the Illinois River: Illinois River Conservation Reserve Enhancement Program (CREP)**

by  
Illinois State Water Survey  
Illinois Department of Natural Resources

Prepared for the  
Office of Resource Conservation,  
Illinois Department of Natural Resources

December 2012

This report was printed on recycled and recyclable papers.



# Contents

	Page
1. Introduction.....	1
Acknowledgments.....	1
2. Monitoring and Data Collection .....	3
Sediment and Nutrient Data.....	3
Sediment Data .....	6
Nutrient Data .....	6
Sediment and Nutrient Loads.....	12
Sediment and Nutrient Yields .....	22
Additional CREP Data collection Efforts .....	25
3. Land Use Practices .....	29
Land Cover.....	29
Land Use Practices .....	29
Historical Agricultural Land Use Trends in Illinois River Basin .....	32
Conservation Practices.....	35
Variability and Trends in Precipitation and Streamflow .....	39
4. Model Development and Applications .....	49
HSPF Model.....	49
Model Input Data.....	51
Model Development .....	59
Modeling Results.....	59
5. Analyses and Discussion .....	65
Sediment Loadings .....	65
Nutrient Loadings.....	67
6. Summary and Conclusions .....	75
7. References.....	77
Appendix A. Quality Assurance Project Plan (QAPP) .....	A-1
Appendix B. Streamflow Data.....	B-1
Appendix C. Suspended Sediment Data .....	C-1
Appendix D. Nutrient Data (Nitrogen) .....	D-1
Appendix E. Nutrient Data (Phosphorous).....	E-1



## List of Tables

		<b>Page</b>
2-1	Sediment and Nutrient Monitoring Stations Established for the Illinois River CREP.....	3
2-2	Summary Statistics for Water Years 2000–2007. All concentrations in mg/L.....	9
2-3	Summary of Annual Water Discharges, Sediment and Nutrient Loads at Court Creek Monitoring Station (301).....	12
2-4	Summary of Annual Water Discharges, Sediment and Nutrient Loads at North Creek Monitoring Station (302) .....	13
2-5	Summary of Annual Water Discharges, Sediment and Nutrient Loads at Haw Creek Monitoring Station (303) .....	13
2-6	Summary of Annual Water Discharges, Sediment and Nutrient Loads at Panther Creek Monitoring Station (201).....	14
2-7	Summary of Annual Water Discharges, Sediment and Nutrient Loads at Cox Creek Monitoring Station (202) .....	14
2-8	Sediment Yield in tons/acre for the CREP Monitoring Stations.....	22
2-9	Nitrate-N Yield in lbs/acre for the CREP Monitoring Stations .....	23
2-10	Total Phosphorous Yield in lbs/acre for the CREP Monitoring Stations .....	23
2-11	Additional CREP Monitoring Stations in the Spoon River Watershed.....	26
2-12	Suspended Sediment Concentration Data (mg/l) for Swan and Cedar Creeks .....	27
2-13	Suspended Sediment Concentration Data (mg/L) for London Mills and Seville .....	28
3-1	Description of Conservation Practices Used in the Illinois River Basin CREP .....	38
3-2	Kendall Tau-b Trend Statistics for Flow Records on the Illinois River and Major Tributaries .....	47
3-3	Average Annual Precipitation and Streamflow (inches) for Different Periods of Record.....	48



## List of Figures

		Page
2-1	Locations of available in-stream sediment data within the Illinois River watershed, 1981-2000 .....	4
2-2	Location of monitoring stations in Court and Haw Creek watersheds .....	5
2-3	Location of monitoring stations in Panther and Cox Creek watersheds .....	5
2-4	Suspended sediment concentrations and water discharge at Court Creek (301) for Water Years 2000 and 2001 .....	7
2-5	Concentrations of nitrogen species and water discharge at Court Creek (301) for Water Years 2002 and 2003 .....	8
2-6	Concentrations of phosphorous species and water discharge at Court Creek (301) for Water Years 2002 and 2003 .....	10
2-7	Annual runoff at the five CREP monitoring stations .....	11
2-8	Annual suspended sediment loads at the five CREP monitoring stations .....	15
2-9	Annual nitrate-N loads at the five CREP monitoring stations .....	16
2-10	Annual ammonium-N loads at the five CREP monitoring stations .....	17
2-11	Annual Kjeldahl nitrogen loads at the five CREP monitoring stations .....	18
2-12	Annual phosphorous loads at the five CREP monitoring stations .....	19
2-13	Annual dissolved phosphorous loads at the five CREP monitoring stations .....	20
2-14	Annual ortho-phosphate phosphorous loads at the five CREP monitoring stations .....	21
2-15	Average annual sediment yield in tons/acre for the CREP monitoring stations .....	24
2-16	Average annual nitrate-N yield in lbs/acre for the CREP monitoring stations .....	24
2-17	Average annual total phosphorous yield in lbs/acre for the CREP monitoring stations .....	25
2-18	Locations of monitoring stations in the Cedar and Swan watersheds .....	26
3-1	Land cover of the Illinois River basin (Luman and Weicherding, 1999) .....	30
3-2	Land cover acreages in the Illinois River basin .....	31
3-3	Land cover acreages in the Spoon River watershed .....	31
3-4	Land cover acreages in the Sangamon River watershed .....	32
3-5	Acreage of agricultural land uses in State of Illinois (1866-2006) .....	33
3-6	Acreage of agricultural land uses in Illinois River basin (1925-2006) .....	33
3-7	Acreage of agricultural land uses in Spoon River watershed (1925-2006) .....	34
3-8	Acreage of agricultural land uses in Sangamon River watershed (1925-2006) .....	35

## List of Figures (continued)

		<b>Page</b>
3-9	State and Federal CREP contract locations.....	36
3-10	Acres of conservation practices installed in Court and Haw Creek watersheds over time .....	37
3-11	Location of streamgaging stations with long-term data used in the analysis of variability and trends .....	40
3-12	Ten-year average precipitation and streamflow, Illinois River at Peoria-Kingston Mines .....	41
3-13	Ten-year average precipitation and streamflow, Fox River at Dayton.....	42
3-14	Ten-year average precipitation and streamflow, Kankakee River at Momence .....	42
3-15	Ten-year average precipitation and streamflow, Spoon River at Seville .....	43
3-16	Ten-year average precipitation and streamflow, Sangamon River at Monticello .....	43
3-17	Ten-year average precipitation and streamflow, LaMoine River at Ripley.....	44
3-18	Ten-year average precipitation and streamflow, Macoupin Creek near Kane.....	44
3-19	Ten-year average precipitation and streamflow, Illinois River at Valley City .....	45
3-20	Locations of long-term streamflow gages (at least 89 years of record) showing statistically significant trends in mean annual flow in the eastern United States (from Knapp, 2005) .....	46
4-1	Location of the Spoon River watershed.....	50
4-2	Schematic of the subwatershed and stream delineation, and precipitation gages used for the Haw Creek model.....	52
4-3	Schematic of the subwatershed and stream delineation, and precipitation gages used for the Haw Creek model.....	53
4-4	Schematic of the subwatershed and stream delineation, and precipitation gages used for the Spoon River watershed model .....	54
4-5	Land use in the Court Creek watershed.....	55
4-6	Land use in the Haw Creek watershed .....	56
4-7	Land use in the Spoon River watershed.....	57
4-8	Soil types in the Spoon River watershed .....	58
4-9	Results of model calibration for streamflow simulation for the Court Creek watershed .....	61
4-10	Preliminary results of model calibration for suspended sediment concentration simulation for the Court Creek watershed .....	62

## List of Figures (concluded)

		Page
4-11	Comparison of observed and simulated streamflow by the Haw Creek watershed model developed using the calibrated parameters from the Court Creek watershed model.....	63
4-12	Preliminary results for suspended sediment concentration from the Haw Creek watershed model developed using the calibrated parameters from the Court Creek watershed model.....	63
4-13	Comparison of observed and simulated streamflow simulation by the Spoon River watershed model developed using the calibrated parameters from the Court Creek watershed model.....	64
4-14	Preliminary results for suspended sediment concentration from the Spoon River watershed model developed using the calibrated parameters from the Court Creek watershed model.....	64
5-1	Variability of sediment yield per inch of runoff for CREP monitoring stations .....	66
5-2	Comparison of sediment load from CREP monitoring stations with historical sediment data for small watersheds by the USGS .....	66
5-3	Sediment delivery from the three major tributary watersheds to the Illinois River and sediment outflow from the Illinois River at Valley City .....	68
5-4	Trends in sediment load at Spoon River at London Mills (after Crowder et al., 2008) .....	69
5-5	Trends in sediment load at LaMoine River at Ripley, IL (after Crowder et al., 2008) .....	69
5-6	Trends in sediment load at Sangamon River at Monticello, IL (after Crowder et al., 2008) .....	70
5-7	Variability of nitrate-N yield per inch of runoff for CREP monitoring stations .....	70
5-8	Variability of total phosphorous yield per inch of runoff for CREP monitoring stations .....	71
5-9	Annual nitrate-N loads for the three major tributary watersheds to the Lower Illinois River .....	71
5-10	Annual total phosphorous loads for the three major tributary watersheds to the Lower Illinois River .....	72
5-11	Nitrate-N and total phosphorous loads along the Lower Illinois River .....	73





# **Monitoring and Evaluation of Sediment and Nutrient Delivery to the Illinois River: Illinois River Conservation Reserve Enhancement Program (CREP)**

by  
Illinois State Water Survey  
Illinois Department of Natural Resources

## **1. Introduction**

The Illinois River Conservation Reserve Enhancement Program (CREP) was initiated as a joint federal/state program with the goal of improving water quality and wildlife habitat in the Illinois River basin. Based on numerous research and long-term data, the two main causes of water quality and habitat degradations in the Illinois River were known to be related to sedimentation and nutrient loads. Based on this understanding, the two main objectives of the Illinois River CREP were stated as follows:

- 1) Reduce the amount of silt and sediment entering the main stem of the Illinois River by 20 percent.
- 2) Reduce the amount of phosphorous and nitrogen loadings to the Illinois River by 10 percent.

To assess the progress of the program towards meeting the two goals, the Illinois Department of Natural Resources (IDNR) and the Illinois State Water Survey (ISWS) are developing a scientific process for evaluating the effectiveness of the program. The process includes data collection, modeling, and evaluation. Progress made so far in each of these efforts is presented in this report.

## **Acknowledgments**

The work upon which this report is based was supported by funds provided by the Office of Resource Conservation, Illinois Department of Natural Resources. Ms. Debbie Bruce and Richard Mollahan managed the project for IDNR and provided the proper guidance and support to design and operate the monitoring program and the associated research. Their continued support and guidance is greatly appreciated.

Several Illinois State Water Survey staff participated and contributed towards the successful accomplishment of project objectives. Jim Slowikowski, Kip Stevenson, Mike Smith, Josh Stevenson, and Amy Russell are responsible for the data collection and analysis. Laura

Keefer was responsible for analysis of the land use data with assistance from Sandy Jones and Brad Larson. Jas Singh and Yanqing Lian were responsible for the development of the watershed models. Vern Knapp provided the analyses on variability and trends in precipitation and streamflow in the Illinois River basin. Momcilo Markus analyzed the Illinois Environmental Protection Agency nutrient data for analyses of long-term trends. David Crowder analyzed the Benchmark Sediment Monitoring data for long-term trend analysis. Patti Hill prepared the draft and final reports.

## 2. Monitoring and Data Collection

The monitoring and data collection component consist of a watershed monitoring program to monitor sediment and nutrient for selected watersheds within the Illinois River basin and also to collect and analyze land use data throughout the river basin. Historically, there are a limited number of sediment and nutrient monitoring stations within the Illinois River basin, and most of the available records are of short duration. For example, figure 2-1 shows all the active and inactive sediment monitoring stations within the Illinois River basin prior to the start of monitoring for CREP. Out of the 44 stations shown in the map, only 18 stations had records longer than 5 years and only 8 stations had more than 10 years of record. Therefore the available data and monitoring network was insufficient to monitor long-term trends especially in small watersheds where changes can be observed and quantified more easily than in larger watersheds.

To fill the data gap and to generate reliable data for small watersheds, the Illinois Department of Natural Resources funded the Illinois State Water Survey to initiate a monitoring program that will collect precipitation, hydrologic, sediment, and nutrient data for selected small watersheds in the Illinois River basin that will assist in making a more accurate assessment of sediment and nutrient delivery to the Illinois River.

### Sediment and Nutrient Data

Five small watersheds located within the Spoon and Sangamon River watersheds were selected for intensively monitoring sediment and nutrient within the Illinois River basin. The locations of the watersheds and the monitoring stations are shown in figures 2-2 and 2-3 and information about the monitoring stations is provided in table 2-1. Court and North Creeks are located within the Spoon River watershed, while Panther and Cox Creeks are located within the Sangamon River watershed. The Spoon River watershed generates the highest sediment per unit area in the Illinois River basin, while the Sangamon River watershed is the largest tributary watershed to the Illinois River and delivers the largest total amount of sediment to the Illinois River. The type of data collected and the data collection methods have been presented in detail in the first progress report for the monitoring program (Demissie et al., 2001) and in the Quality Assurance Project Plan (QAPP) given in Appendix A. This report presents the data that have been collected and analyzed at each of the monitoring stations.

**Table 2-1. Sediment and Nutrient Monitoring Stations Established for the Illinois River CREP**

<i>Station ID</i>	<i>Name</i>	<i>Drainage area</i>	<i>Watershed</i>
301	Court Creek	66.4 sq mi (172 sq km)	Spoon River
302	North Creek	26.0 sq mi (67.4 sq km)	Spoon River
303	Haw Creek	55.2 sq mi (143 sq km)	Spoon River
201	Panther Creek	16.5 sq mi (42.7 sq km)	Sangamon River
202	Cox Creek	12.0 sq mi (31.1 sq km)	Sangamon River

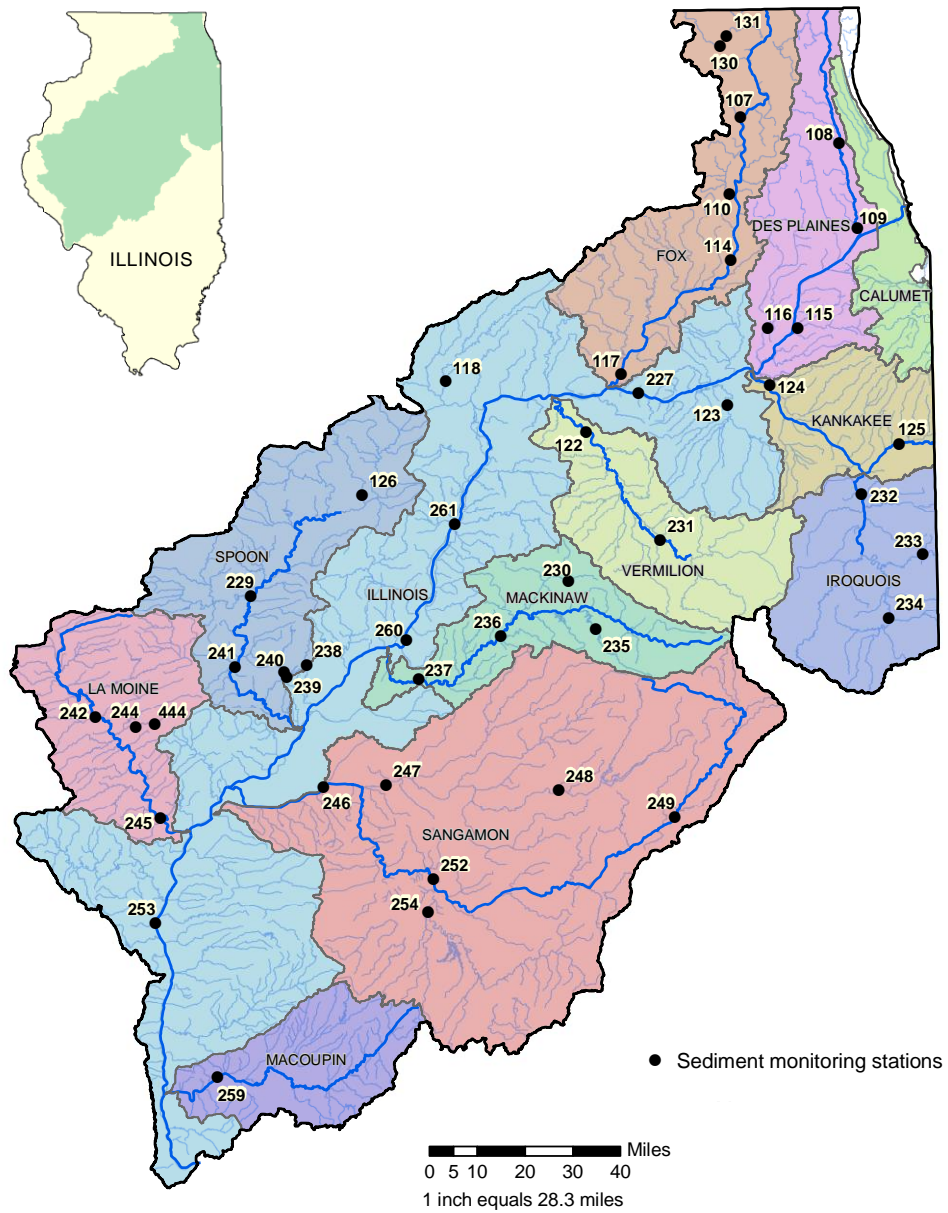


Figure 2-1. Locations of available in-stream sediment data within the Illinois River watershed, 1981-2000

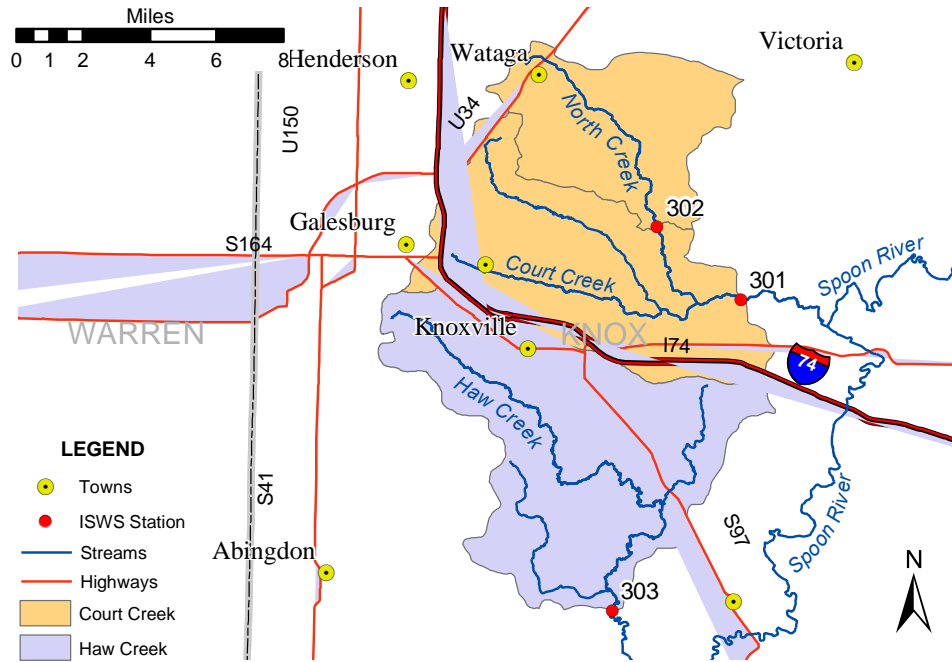


Figure 2-2. Location of monitoring stations in Court and Haw Creek watersheds

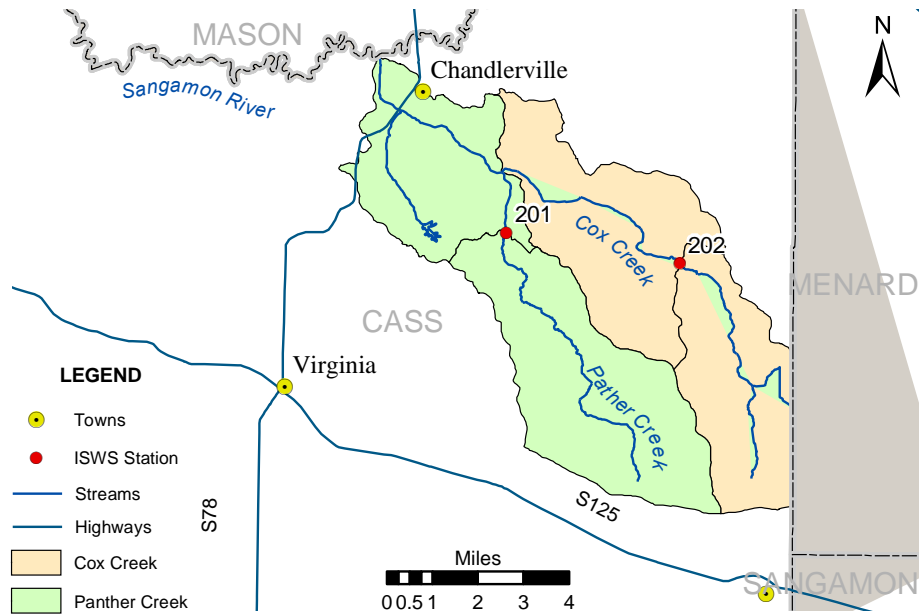


Figure 2-3. Location of monitoring stations in Panther and Cox Creek watersheds

## ***Sediment Data***

The daily streamflow and suspended sediment concentrations observed at all the five monitoring stations from Water Year 2000 to Water Year 2011 are given in Appendix B and C. Examples of the frequency of data collection are shown in figures 2-4 and 2-5 for the Court Creek Station. A summary of statistics for all stations showing the mean, median, minimum maximum, 25<sup>th</sup> percentile, and 75<sup>th</sup> percentile are given in table 2-2. Over 23,622 samples have been collected and analyzed at the five monitoring stations since the monitoring program was initiated. As can be seen in the figures, suspended sediment concentrations are highly variable throughout a year and also from year to year depending on the climatic conditions. It is also evident that sediment concentrations are the highest during storm events resulting in the transport of most of the sediment during storm events. Therefore, it is extremely important that samples are collected frequently during storm events to accurately measure sediment loads at monitoring stations.

## ***Nutrient Data***

All the nutrient data collected and analyzed from Water Year 2000 through Water Year 2011 at the five monitoring stations are given in Appendices D and E. The nutrient data are organized into two groups: nitrogen species and phosphorous species. The nitrogen species include nitrate-nitrogen (NO<sub>3</sub>-N), nitrite-nitrogen (NO<sub>2</sub>-N), ammonium-nitrogen (NH<sub>4</sub>-N), and total Kjeldahl nitrogen (TKN). The phosphorous species include total phosphorous (TP), total dissolved phosphorous (TDP), and orthophosphate (P-ortho). Over 4,215 samples have been collected and analyzed for nitrate (NO<sub>3</sub>-N), ammonium (NH<sub>4</sub>-N) and orthophosphate (P-ortho). In addition, more than 2,266 samples have been analyzed for nitrate (NO<sub>2</sub>-N), total Kjeldahl nitrogen (TKN), total phosphorous (TP), and total dissolved phosphorous (TDP). Examples of the type of data collected for the nitrogen species are shown in figure 2-5, while those for the phosphorous species are shown in figure 2-6. A summary statistics for all stations showing the mean, median, minimum, maximum, 25<sup>th</sup> percentile, and 75<sup>th</sup> percentile are given in table 2-2.

Data for the nitrogen species at all five monitoring stations show that the dominant form of nitrogen transported by the streams is nitrate-N. During storm events, the concentration of TKN rises significantly, sometimes exceeding the nitrate-N concentration. TKN is highly correlated to suspended sediment concentrations.

One significant observation that can be made from the data is the consistently higher concentrations of nitrate-N at Panther Creek and Cox Creek (tributaries to the Sangamon River) than at Court Creek, North Creek, and Haw Creek (tributaries of the Spoon River).

Data for the phosphorous species at all five monitoring stations show that most of the phosphorous load is transported during storm events. Concentrations of total phosphorous are the highest during storm events and relatively low most of the time. This is very similar to that shown by sediment and thus implies high correlations between sediment and phosphorous concentrations and loads. In terms of phosphorous concentrations, it does not appear there is any significant difference between the different monitoring stations from the Spoon and Sangamon River watersheds.

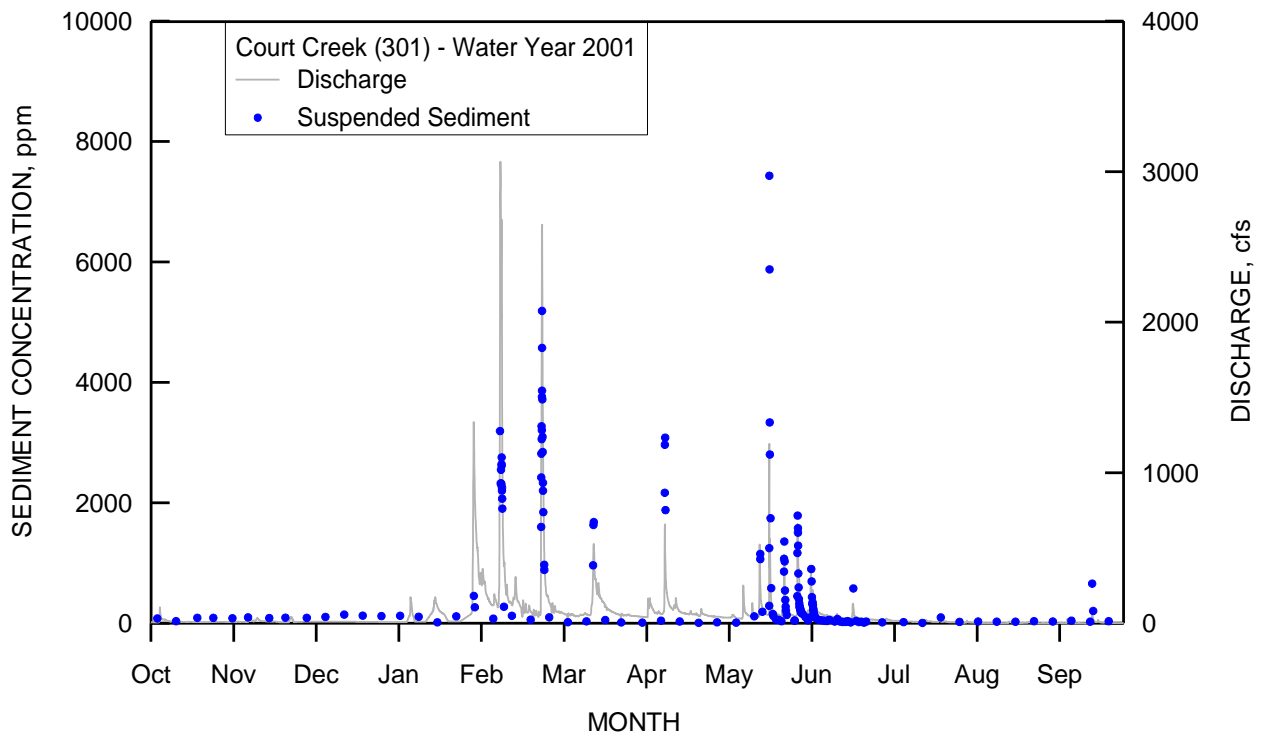
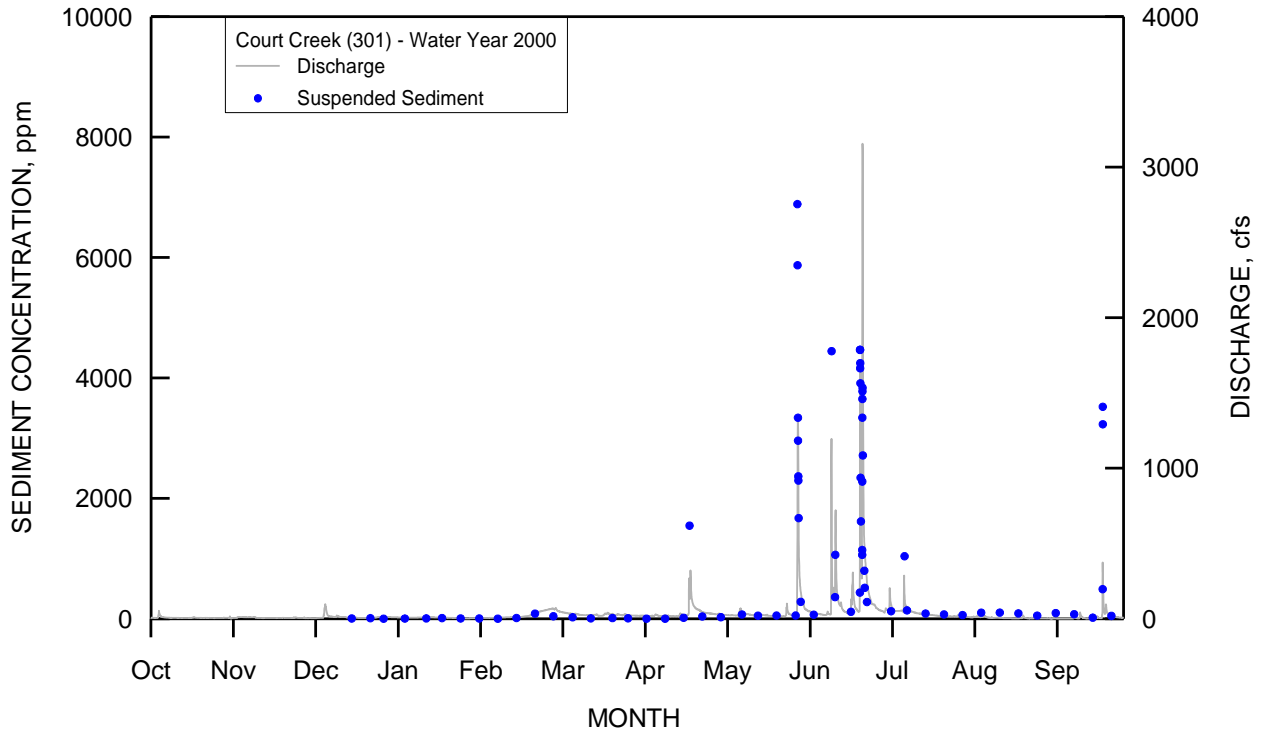


Figure 2-4. Suspended sediment concentrations and water discharge at Court Creek (301) for Water Years 2000 and 2001

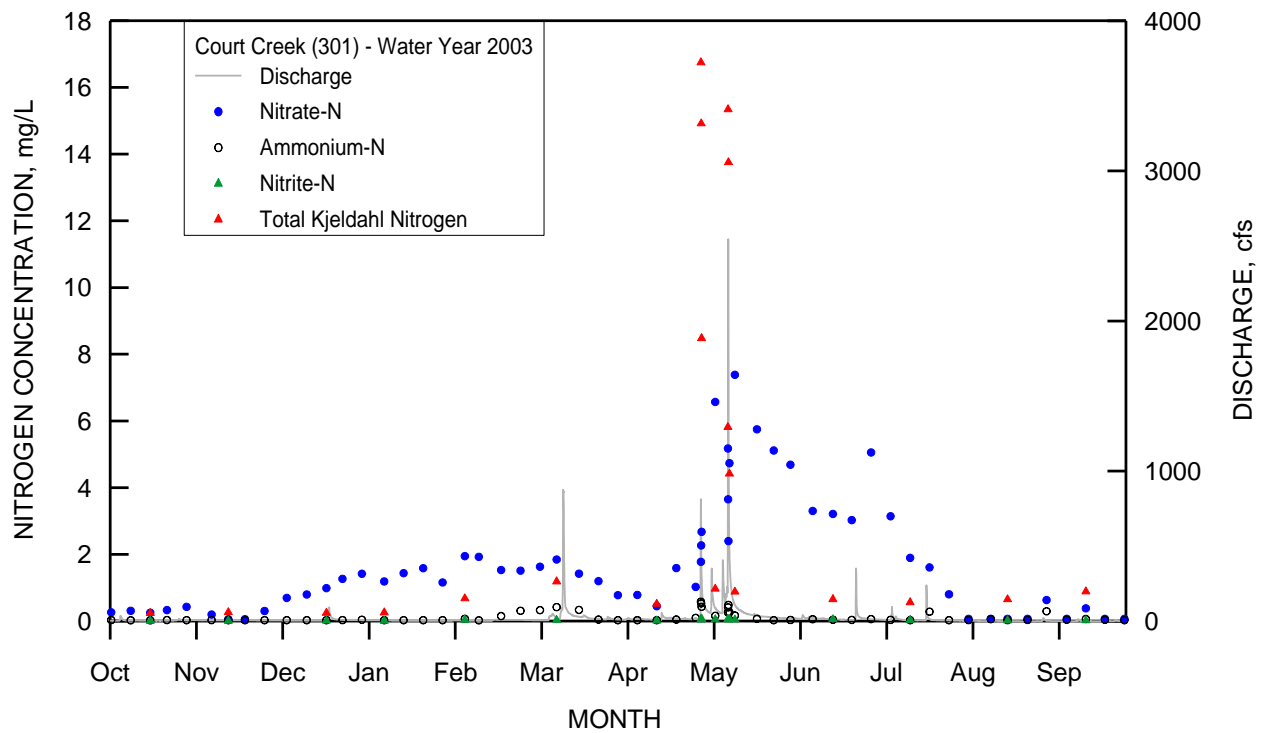
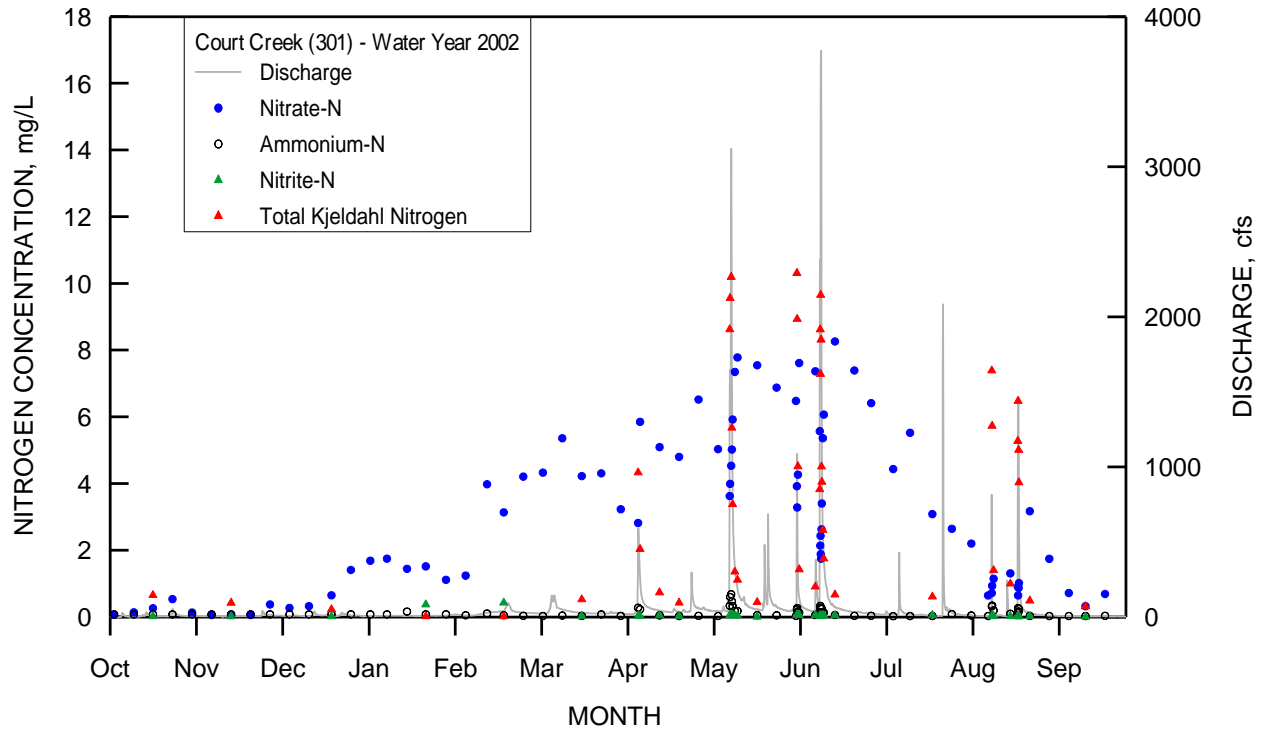


Figure 2-5. Concentrations of nitrogen species and water discharge at Court Creek (301) for Water Years 2002 and 2003



**Table 2-2. Summary Statistics for Water Years 2000–2011. All concentrations in mg/L**

	<i>NO3-N</i>	<i>oPO4-P</i>	<i>NH4-N</i>	<i>NO2-N</i>	<i>TKN</i>	<i>t-P</i>	<i>t-P-Dissolved</i>	<i>SSC</i>
<b>Panther Creek (Station 201)</b>								
Count	785	785	785	388	388	388	388	4784
Mean	4.19	0.12	0.10	0.03	2.50	1.08	0.18	932
Median	3.61	0.07	0.06	0.02	1.02	0.37	0.12	133
Min	< 0.06	< 0.01	0.03	< 0.01	< 0.12	< 0.03	< 0.03	1.5
Max	14.76	1.31	1.27	0.19	23.99	11.21	1.38	48289
25th Percentile	0.74	0.05	< 0.06	0.01	0.45	0.12	< 0.08	53
75th Percentile	6.82	0.14	0.08	0.04	3.36	1.48	0.20	493
<b>Cox Creek (Station 202)</b>								
Count	787	787	787	387	387	387	387	4064
Mean	5.96	0.20	0.70	0.05	3.84	1.18	0.30	734
Median	6.03	0.10	0.07	0.04	1.46	0.43	0.17	153
Min	< 0.06	< 0.01	< 0.03	< 0.01	< 0.14	< 0.04	< 0.03	0.95
Max	18.14	7.81	300.33	1.26	390.37	29.10	8.21	22067
25th Percentile	1.49	0.05	< 0.06	0.02	0.57	0.16	0.09	68
75th Percentile	9.48	0.21	0.20	0.06	3.50	1.41	0.34	440
<b>Court Creek (Station 301)</b>								
Count	883	883	883	499	498	498	498	4282
Mean	3.25	0.07	0.14	0.04	2.65	0.91	0.11	701
Median	3.21	0.05	0.08	0.03	1.40	0.40	0.09	125
Min	< 0.06	< 0.003	< 0.03	< 0.01	0.23	0.03	< 0.03	1.9
Max	11.37	0.69	0.90	0.13	18.69	6.58	0.71	13632
25th Percentile	1.23	< 0.03	< 0.06	0.02	0.64	0.12	0.06	50
75th Percentile	4.99	0.08	0.17	0.05	3.57	1.29	0.13	624
<b>North Creek (Station 302)</b>								
Count	871	871	871	487	487	487	487	5261
Mean	3.34	0.08	0.14	0.04	2.46	0.85	0.13	512
Median	3.30	0.05	0.07	0.03	1.20	0.33	0.09	94
Min	< 0.06	< 0.003	< 0.03	< 0.01	0.23	< 0.04	< 0.03	0.36
Max	12.66	1.05	1.55	0.19	17.95	6.69	1.07	15137
25th Percentile	1.01	0.02	< 0.06	0.02	0.62	0.11	0.06	37
75th Percentile	5.19	0.09	0.16	0.05	2.94	1.04	0.14	293
<b>Haw Creek (Station 303)</b>								
Count	889	889	889	505	505	505	505	5231
Mean	4.71	0.08	0.13	0.05	2.47	0.84	0.12	598
Median	4.75	0.06	0.07	0.04	1.47	0.42	0.09	172
Min	< 0.06	0.004	< 0.03	< 0.01	0.23	0.04	< 0.03	2.2
Max	12.59	0.71	1.07	0.21	16.75	5.92	0.95	9879
25th Percentile	2.28	0.04	< 0.06	0.03	0.65	0.15	0.06	56
75th Percentile	6.95	0.09	0.14	0.06	3.25	1.13	0.13	653

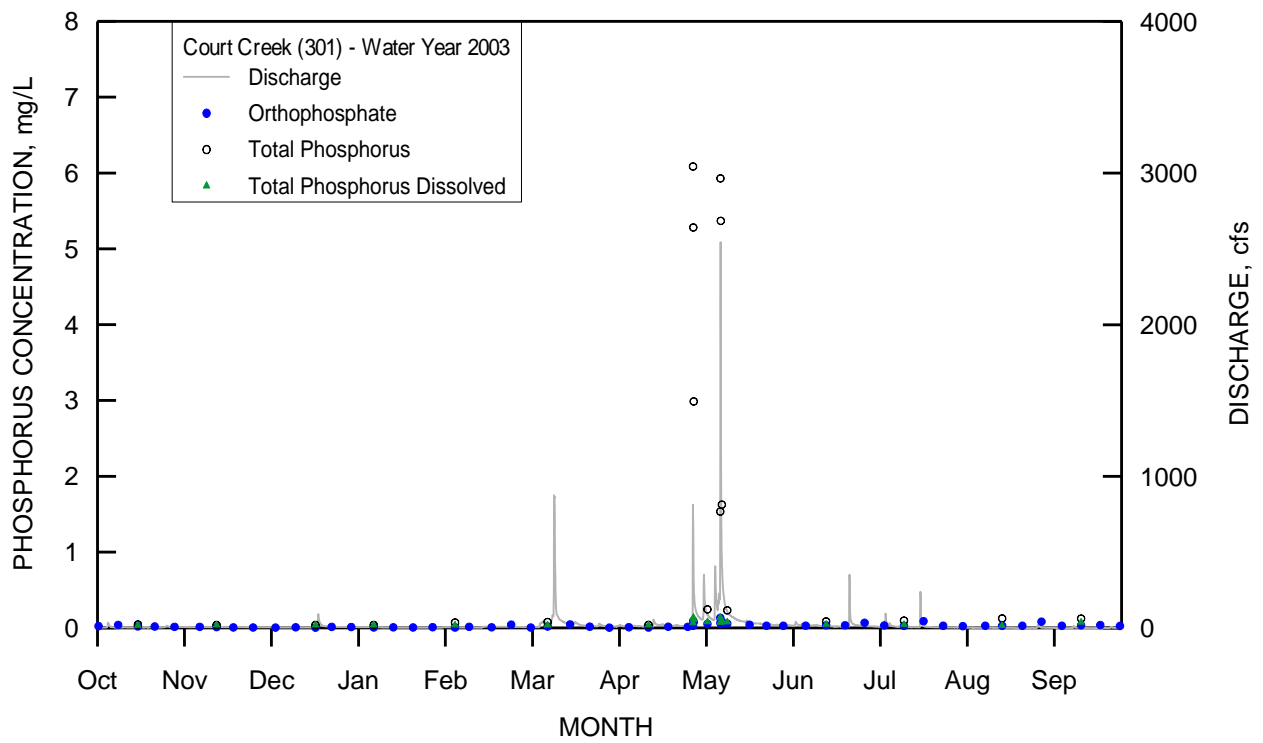
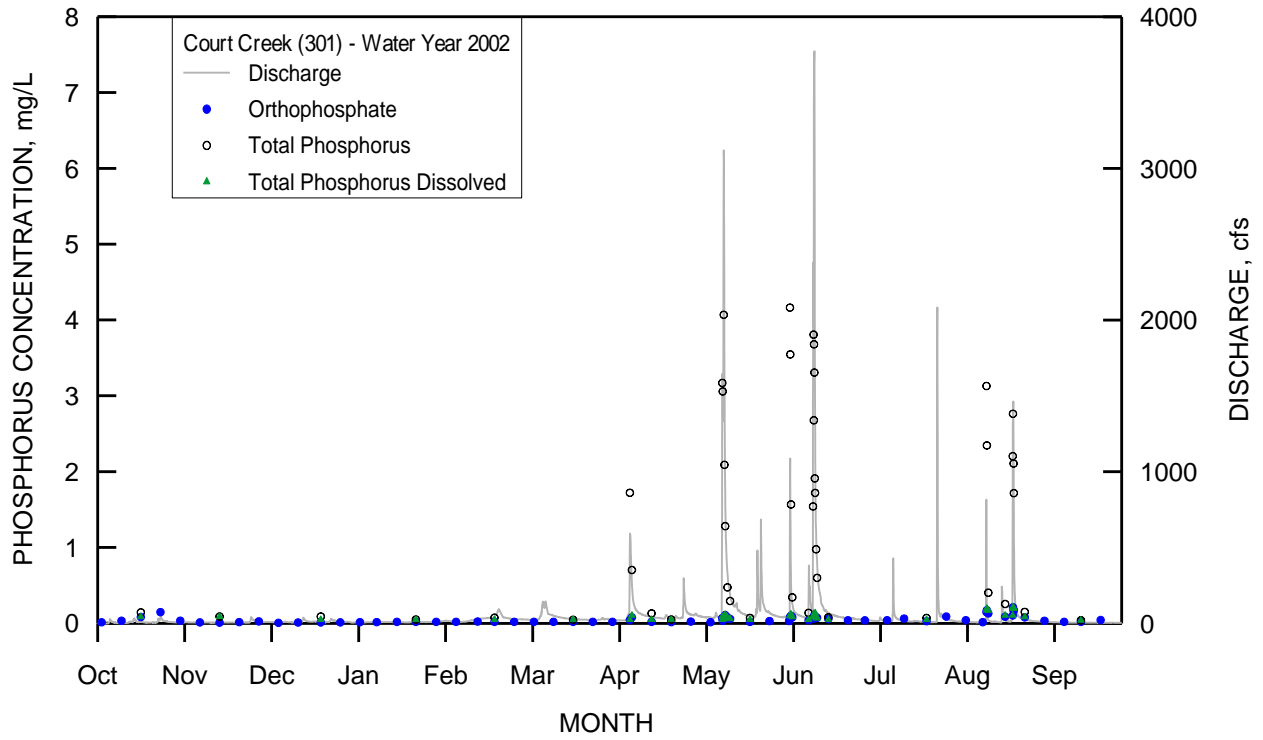


Figure 2-6. Concentrations of phosphorous species and water discharge at Court Creek (301) for Water Years 2002 and 2003

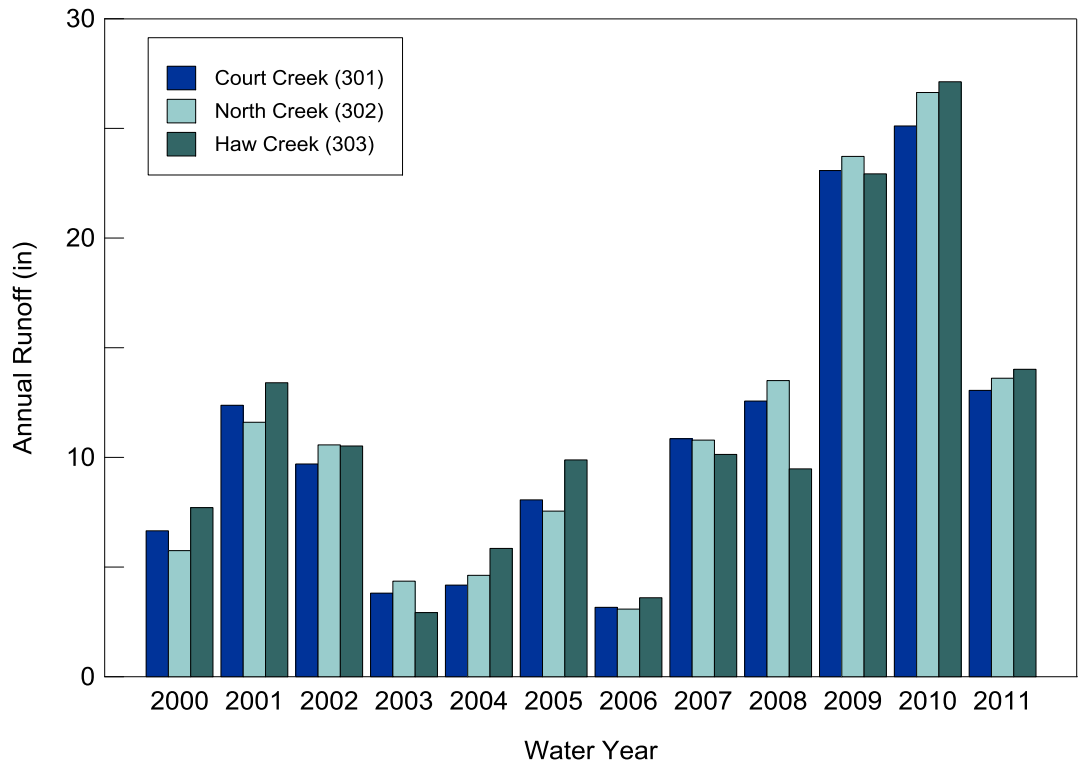
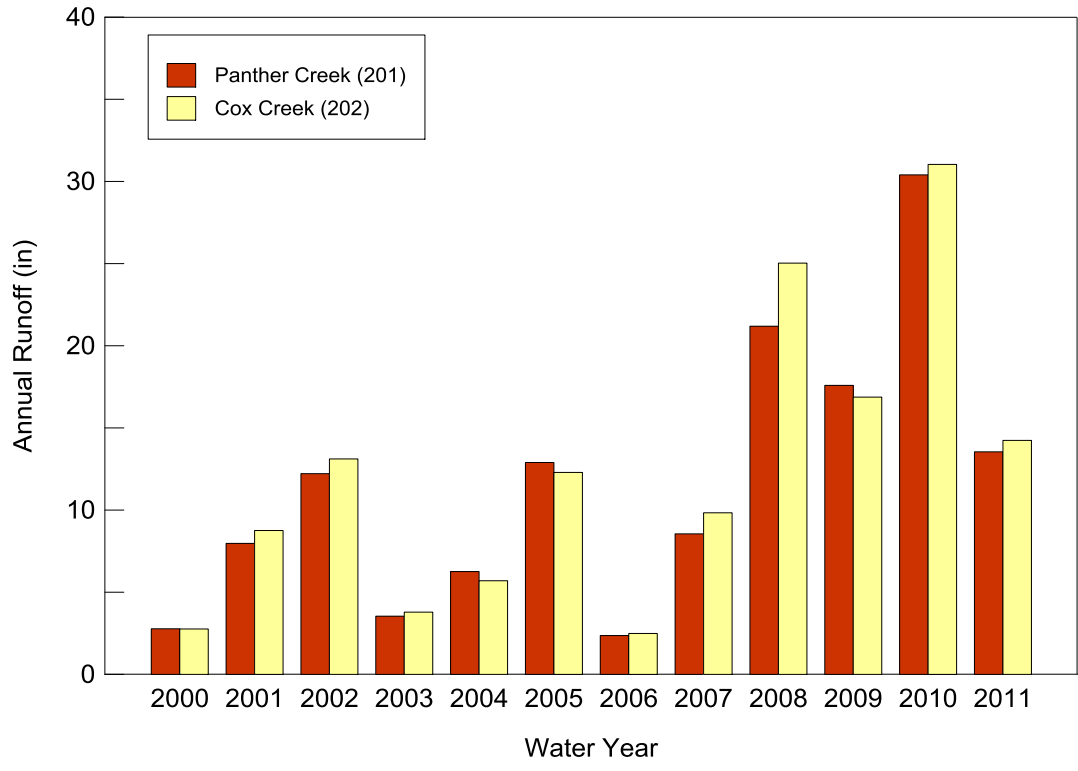


Figure 2-7. Annual runoff at the five CREP monitoring stations

## Sediment and Nutrient Loads

The sediment and nutrient concentrations and water discharges are used to compute the amount of sediment and nutrient transported past monitoring stations. Based on the available flow and concentration data, daily loads are computed for sediment and the different species of nitrogen and phosphorous. The daily loads are then compiled to compute monthly and annual loads. Results of those calculations are summarized in tables 2-3 to 2-7 for each of the five monitoring stations. Each table presents the annual water discharge, sediment load, nitrate-N load, and the total phosphorous load for one of the stations. Similar calculations have been made for the other species of nitrogen and phosphorous, but are not included in the summary tables. The annual sediment loads are highly correlated to the water discharge, and thus the wetter years, 2001, 2002, 2005, 2007, 2008, 2009, 2010 and 2011 generated more sediment at all stations as compared to drier years, 2000, 2003, 2004, and 2006. The annual sediment loads ranged from a low of 1,827 tons in WY2003 at Cox Creek to a high of 174,742 tons in 2009 at Court Creek. The nitrate-N loads ranged from a low of 10.3 tons in 2000 at Cox Creek to a high of 585 tons in WY2010 at Haw Creek. The total phosphorous loads ranged from a low of 1.6 tons in 2006 at Cox Creek to a high of 117.6 tons in 2010 at Court Creek. For comparison purposes, the runoff, sediment, nitrate-N, nitrite-N, ammonium-N, Kjeldahl-N, total phosphorous, total dissolved phosphorous, and total ortho-phosphate phosphorous loads (for the five monitoring stations) are shown in figures 2-8 to 2-15. In terms of the total annual loads, the larger watersheds, Court and Haw, consistently carry higher sediment and nutrient loads than Panther and Cox Creeks. However, per unit area Panther and Cox generate more sediment than Court, North, and Haw Creeks.

**Table 2-3. Summary of Annual Water Discharges, Sediment and Nutrient Loads at Court Creek Monitoring Station (301)**

<i>Water Year</i>	<i>Water discharge (cfs)</i>	<i>Load</i>		
		<i>Sediment (tons)</i>	<i>Nitrate-N (tons)</i>	<i>Total phosphorus (tons)</i>
2000	11880	26527	131.2	35.0
2001	22100	43633	274.8	39.2
2002	17320	62898	203.7	47.9
2003	6805	21749	59.9	18.3
2004	7459	7359	76.0	7.5
2005	14400	18831	207.5	20.4
2006	5650	7897	84.3	6.5
2007	19376	48974	240.8	46.8
2008	22442	41077	265.4	45.6
2009	41207	174742	429.6	116.9
2010	44836	146202	425.9	117.6
2011	23311	55337	270.9	43.3

**Table 2-4. Summary of Annual Water Discharges, Sediment and Nutrient Loads at North Creek Monitoring Station (302)**

<i>Water Year</i>	<i>Water discharge (cfs)</i>	<i>Load</i>		
		<i>Sediment (tons)</i>	<i>Nitrate-N (tons)</i>	<i>Total phosphorus (tons)</i>
2000	4009	6969	42.8	10.4
2001	8091	16747	102.9	12.7
2002	7372	29269	97.8	24.2
2003	3039	11422	32.9	9.1
2004	3224	2038	37.7	2.4
2005	5266	6061	76.3	7.7
2006	2151	4179	36.2	3.4
2007	7524	16702	99.3	14.3
2008	9416	19762	119.0	21.0
2009	16544	62806	167.9	45.2
2010	18577	66501	167.4	52.7
2011	9491	25979	105.4	25.2

**Table 2-5. Summary of Annual Water Discharges, Sediment and Nutrient Loads at Haw Creek Monitoring Station (303)**

<i>Water Year</i>	<i>Water discharge (cfs)</i>	<i>Load</i>		
		<i>Sediment (tons)</i>	<i>Nitrate-N (tons)</i>	<i>Total phosphorus (tons)</i>
2000	11433	21283	162.2	32.0
2001	19878	49580	322.0	58.0
2002	15603	44221	256.5	42.8
2003	4337	5908	41.7	8.3
2004	8676	10914	143.4	12.6
2005	14661	18047	281.4	18.5
2006	5341	5770	113.7	6.0
2007	15032	20127	262.5	23.9
2008	14054	16396	227.0	25.5
2009	34003	104081	506.4	85.9
2010	40230	92974	585.2	85.4
2011	20788	37379	372.5	34.3

**Table 2-6. Summary of Annual Water Discharges, Sediment and Nutrient Loads at Panther Creek Monitoring Station (201)**

<i>Water Year</i>	<i>Water discharge (cfs)</i>	<i>Load</i>		
		<i>Sediment (tons)</i>	<i>Nitrate-N (tons)</i>	<i>Total phosphorus (tons)</i>
2000	1236	4342	13.8	4.4
2001	3550	9839	84.9	5.1
2002	5440	34596	101.8	16.4
2003	1578	2955	26.4	1.8
2004	2787	7820	52.5	5.8
2005	5743	13793	112.2	10.2
2006	1053	2694	22.5	2.5
2007	3809	13410	75.4	10.6
2008	9437	83924	123.1	46.7
2009	7833	30921	117.7	13.9
2010	13539	56979	124.8	25.7
2011	6033	16786	72.8	9.9

**Table 2-7. Summary of Annual Water Discharges, Sediment and Nutrient Loads at Cox Creek Monitoring Station (202)**

<i>Water Year</i>	<i>Water discharge (cfs)</i>	<i>Load</i>		
		<i>Sediment (tons)</i>	<i>Nitrate-N (tons)</i>	<i>Total phosphorus (tons)</i>
2000	894	4153	10.3	5.7
2001	2833	9626	77.9	5.5
2002	4242	23207	100.6	16.1
2003	1226	1827	29.6	1.7
2004	1844	4597	45.3	3.7
2005	3976	8132	109.0	8.8
2006	806	3662	19.3	1.6
2007	3181	10105	81.5	7.2
2008	8097	73678	154.7	31.4
2009	5459	16331	135.9	8.6
2010	10040	27283	155.9	17.5
2011	4607	14021	91.5	9.6

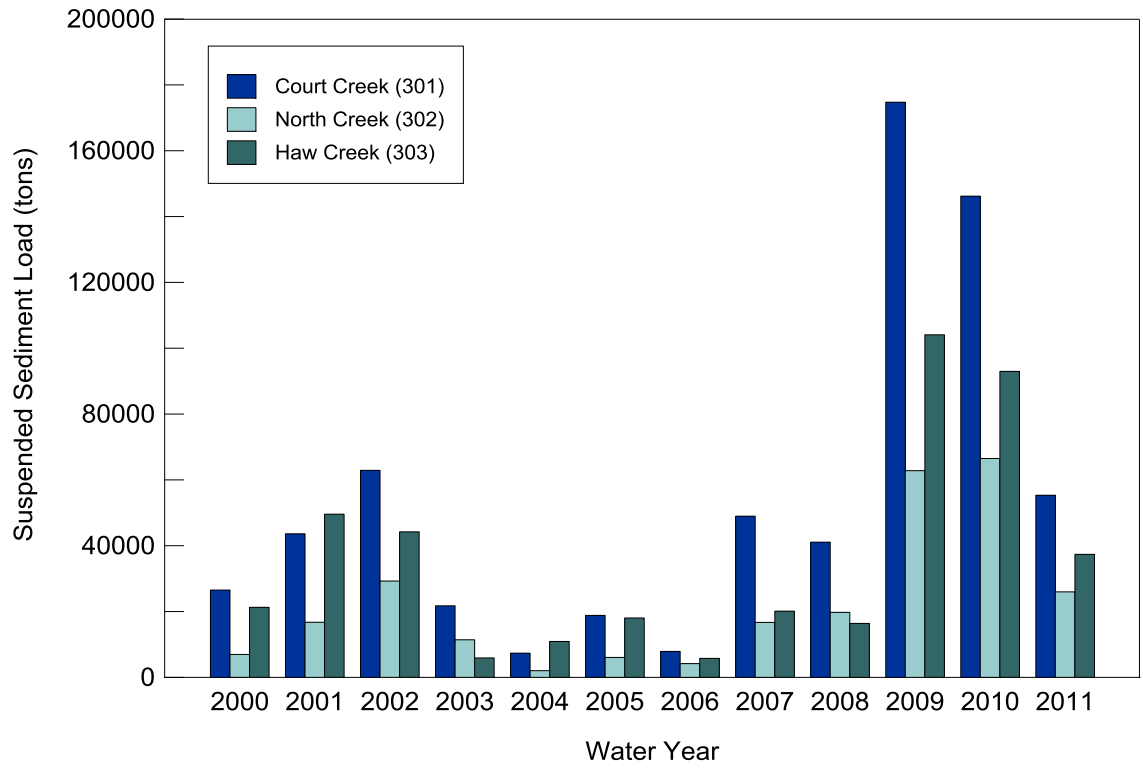
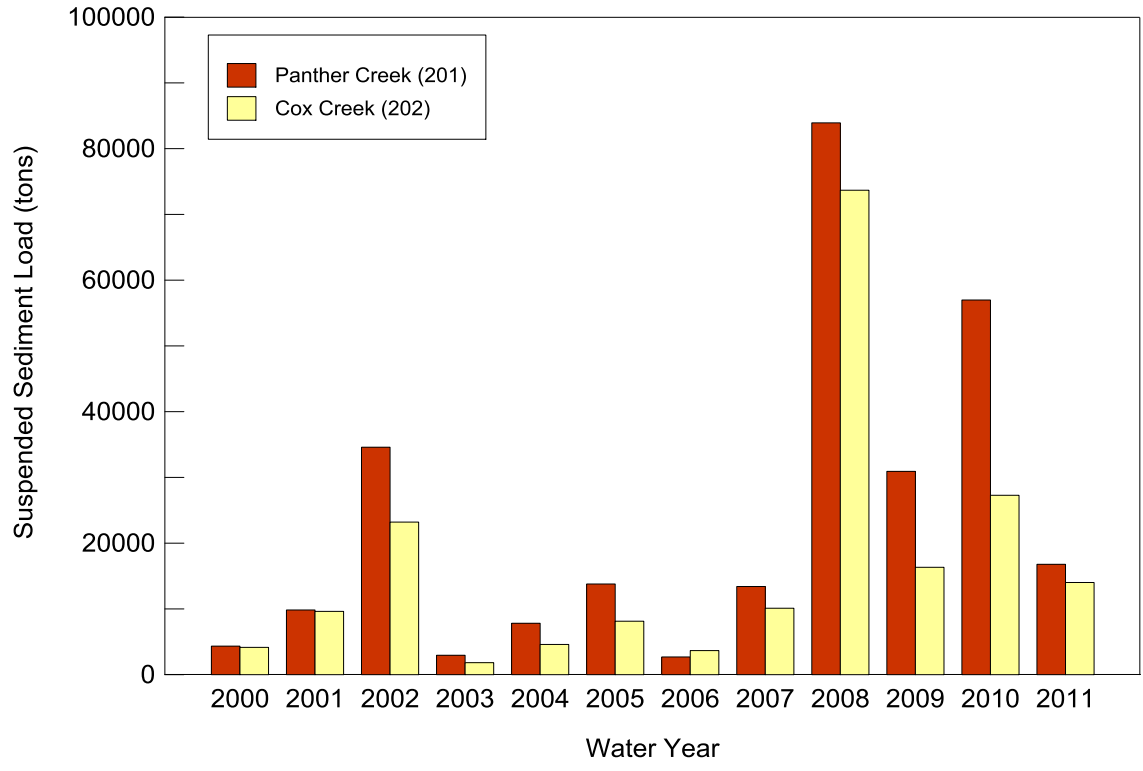


Figure 2-8. Annual suspended sediment loads at the five CREP monitoring stations

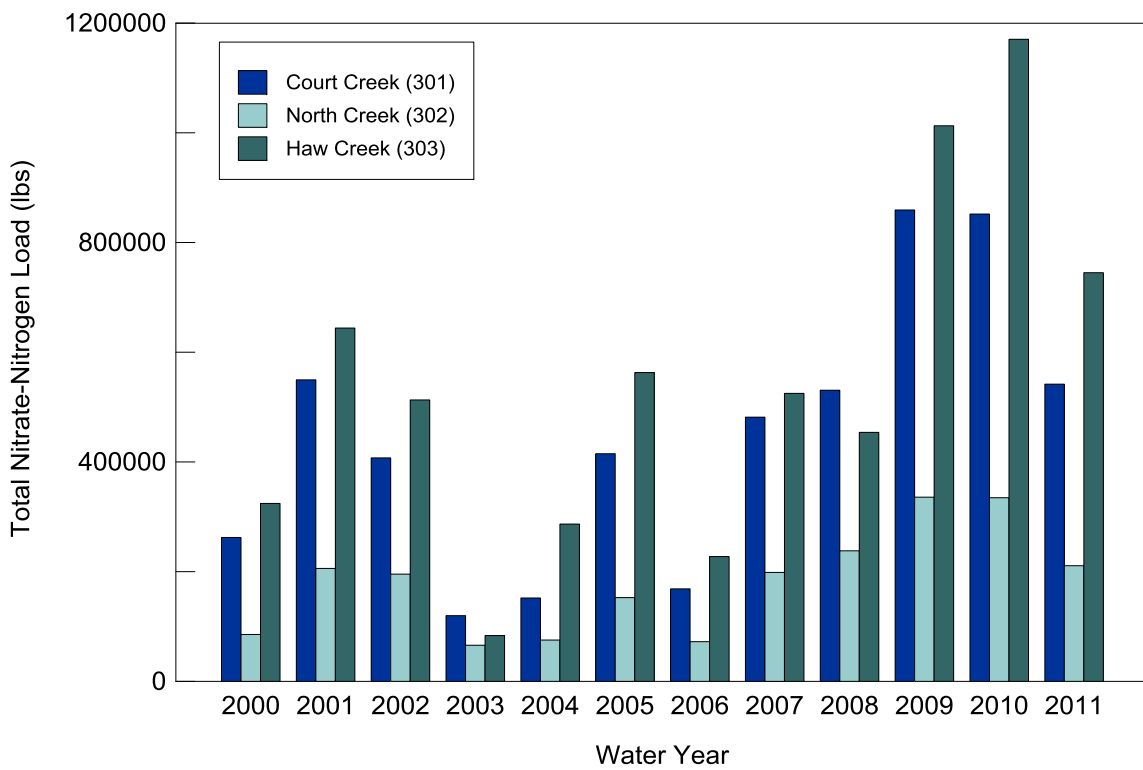
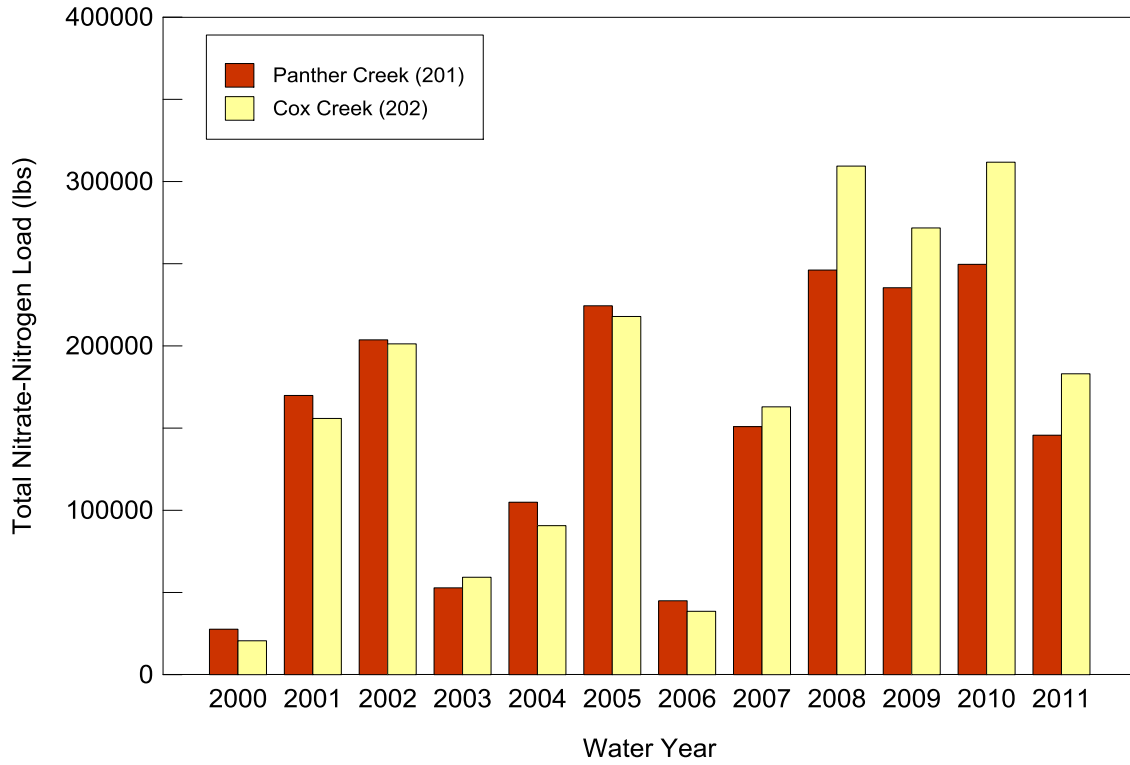


Figure 2-9. Annual nitrate-N loads at the five CREP monitoring stations



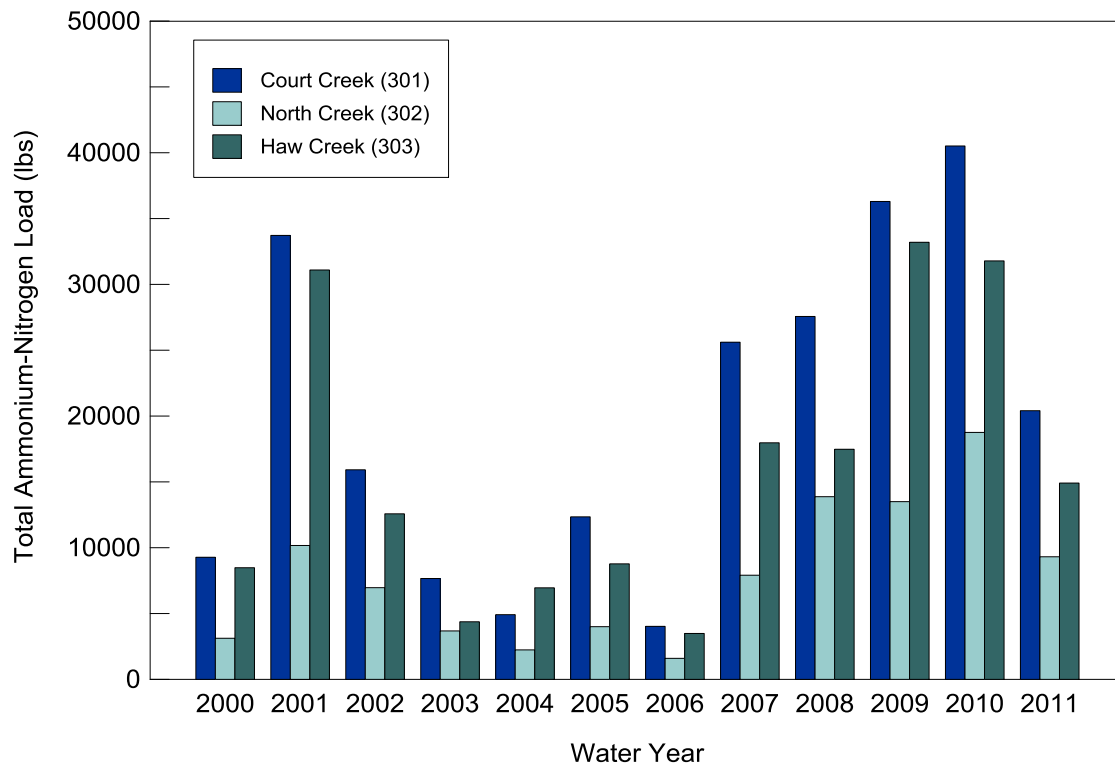
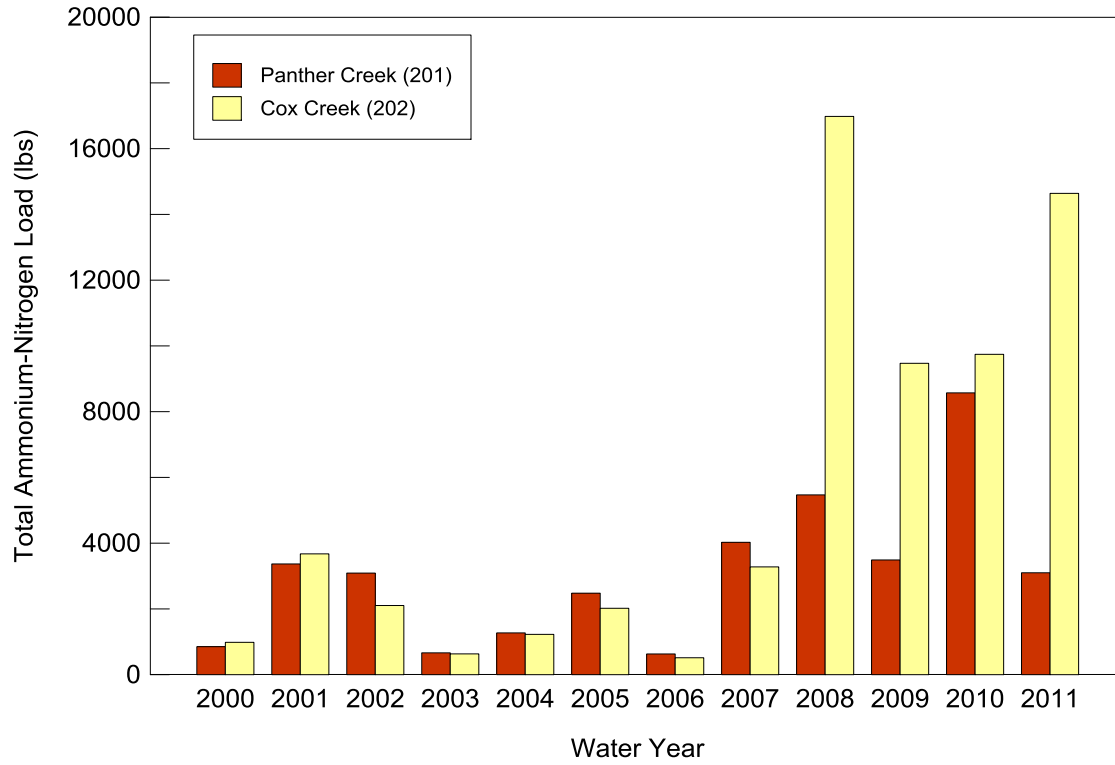


Figure 2-10. Annual ammonium-N loads at the five CREP monitoring stations

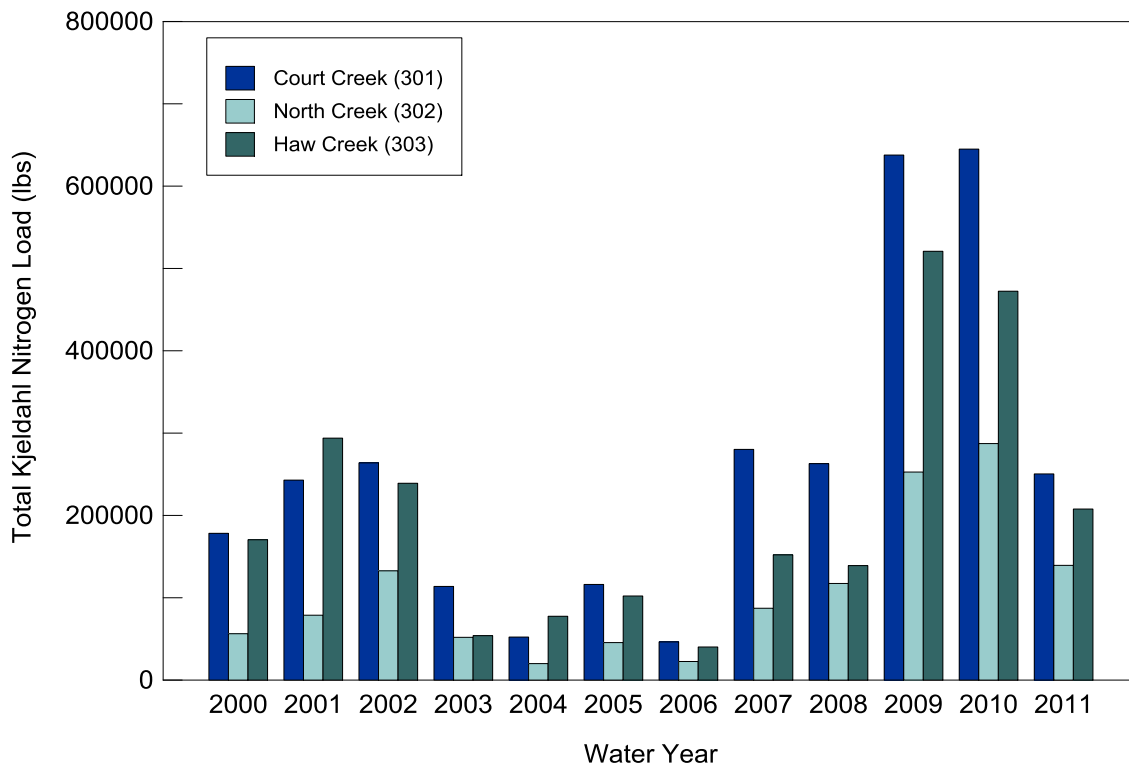
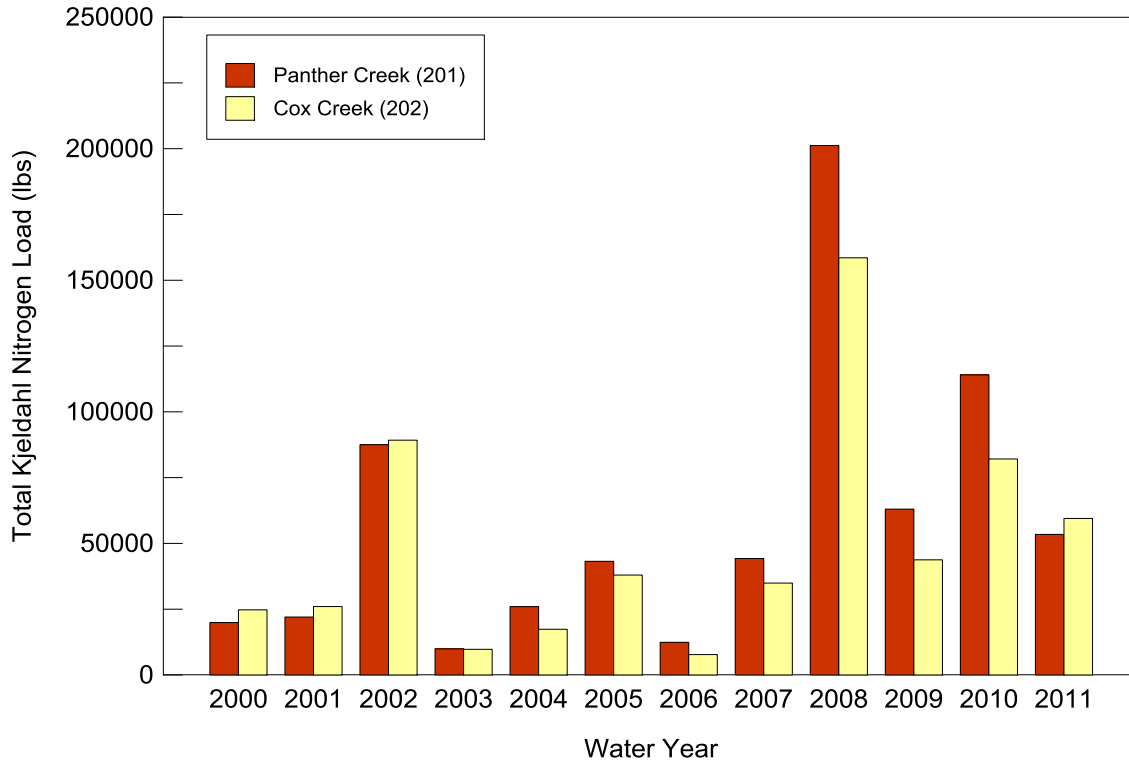


Figure 2-11. Annual Kjeldahl nitrogen loads at the five CREP monitoring stations

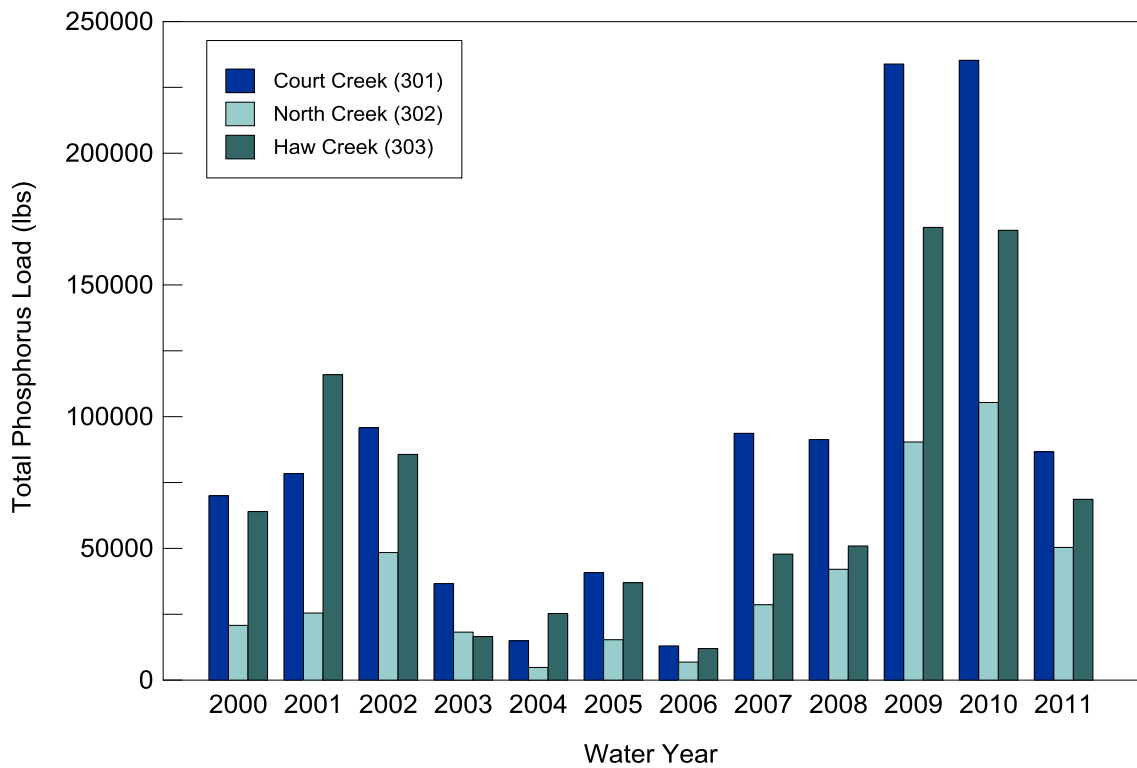
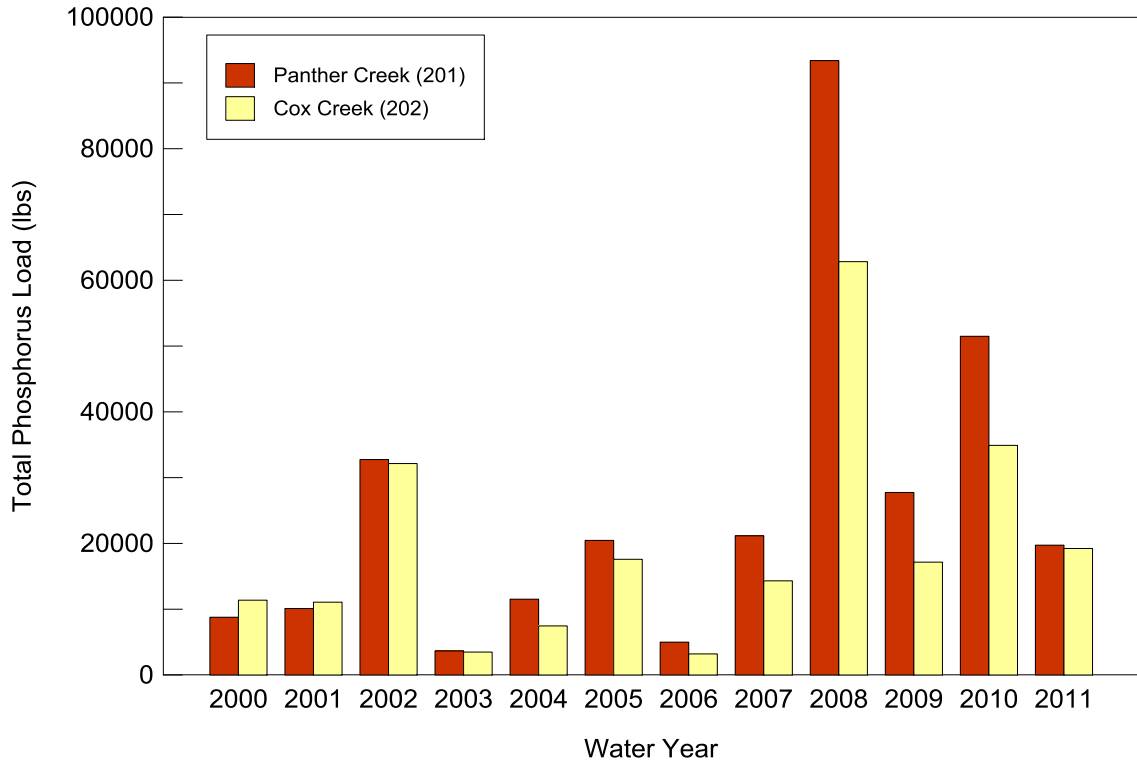


Figure 2-12. Annual phosphorus loads at the five CREP monitoring stations

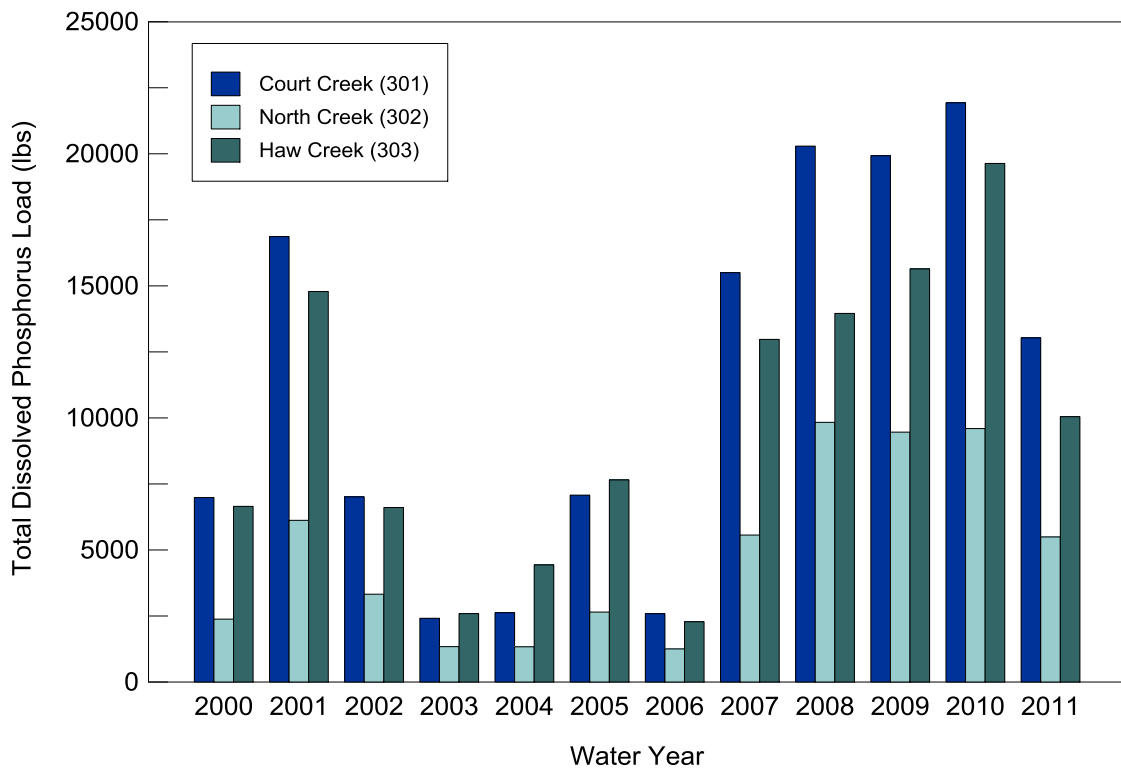
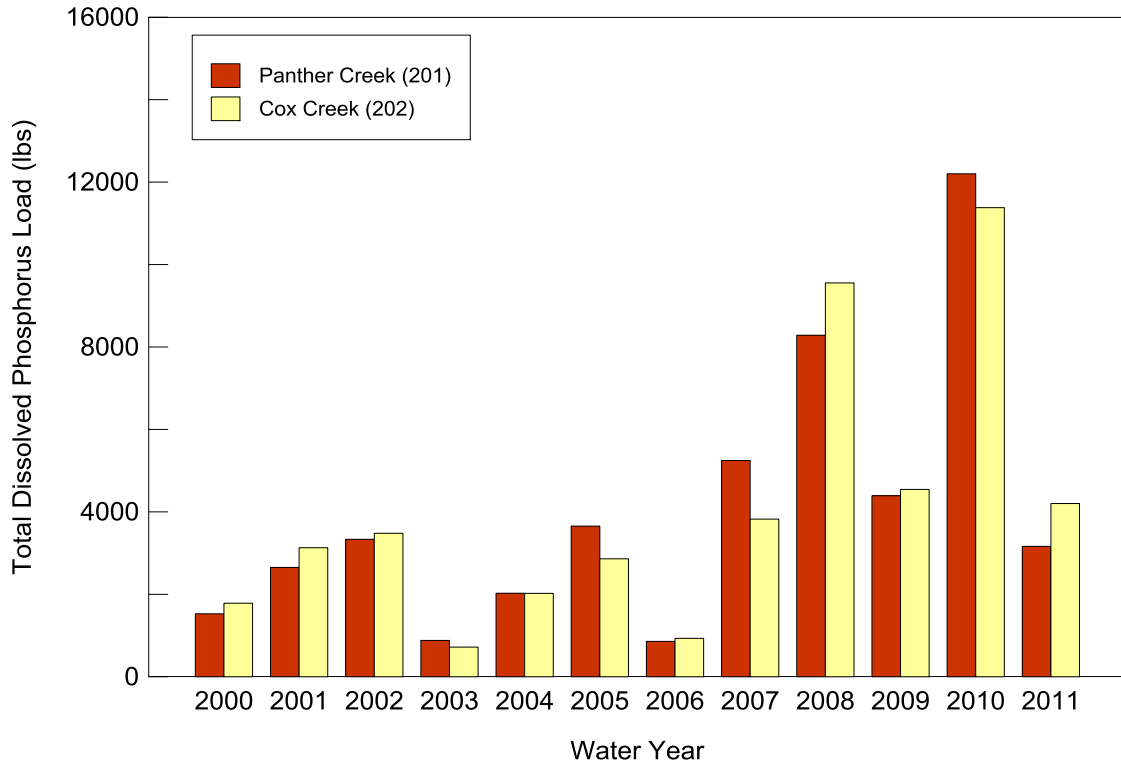


Figure 2-13. Annual dissolved phosphorus loads at the five CREP monitoring stations

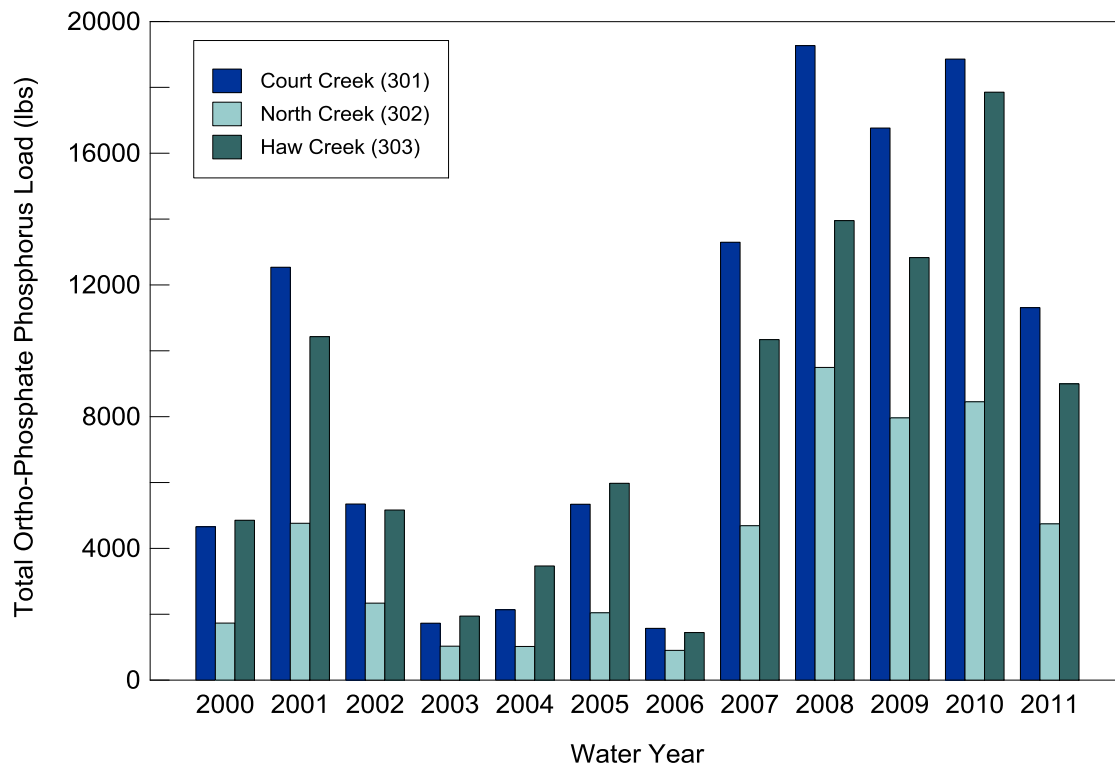
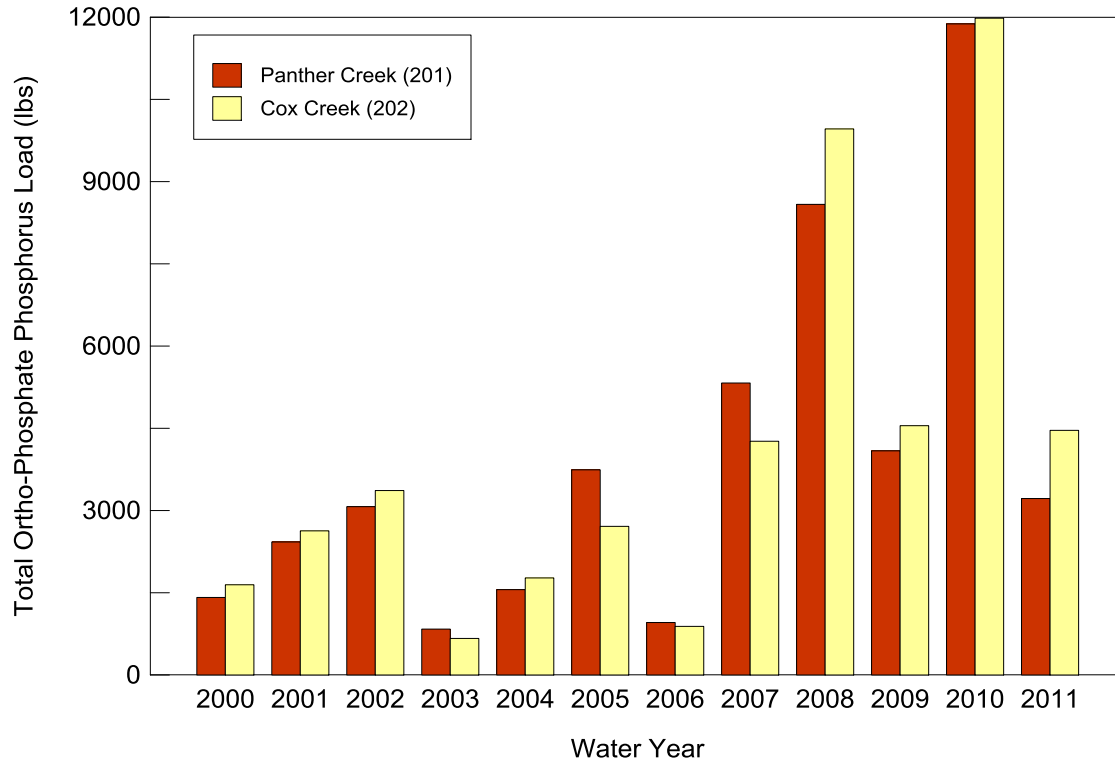


Figure 2-14. Annual ortho-phosphate phosphorous loads at the five CREP monitoring stations

## Sediment and Nutrient Yields

To compare the different watersheds in terms of the amount of sediment and nutrient generated per unit area from each of the watersheds, the annual sediment and nutrient yields were computed by dividing the total annual load with the drainage area in acres for each of the monitoring stations. The results are provided in table 2-8 for sediment yield, table 2-9 for nitrate-N yield, and table 2-10 for total phosphorous. Sediment yields range from a low of 0.12 tons/acre for station 302 in WY2004 to a high of 9.57 tons/acre for station 202 in WY2008. Because of the high level of variability from year to year the average sediment yield for the nine years of data collection are compared in figure 2-15. The stations are arranged in order of their drainage area, with the station with the smallest drainage area (202) on the left and the station with the largest area (301) on the right. As can be seen in the figure, on the average the stations with the smaller drainage areas (202 and 201) yield higher sediment (over 2.0 ton/acre) than the stations with the larger areas (302, 303, 301) that yield less than 1.5 tons/acre.

Nitrate-N yields vary from a low of 2.6 lbs/acre for station 201 in WY2000 to a high of 40.5 lbs/acre for station 202 in WY2010. For comparison purposes the average annual nitrate-N yield for the five stations is shown in figure 2-17. In general the stations with smaller drainage areas generate more nitrate per unit area than those with larger drainage areas, except for station 303 that is generating similar amounts as station 201 that has a smaller area.

Total phosphorous yields vary from a low of 0.29 lbs/acre for station 302 in WY2004 to a high of 8.81 lbs/acre for station 201 in WY2008. For comparison purposes, the average annual total phosphorous yield for the five stations is shown in figure 2-18. Similar to the nitrate-N yield, the stations with the smaller drainage areas generate more total phosphorous per unit area than those with larger drainage areas.

**Table 2-8. Sediment Yield in tons/acre for the CREP Monitoring Stations**

<i>Water Year</i>	<i>CREP sediment yield (tons/ac)</i>				
	<i>201</i>	<i>202</i>	<i>301</i>	<i>302</i>	<i>303</i>
2000	0.41	0.54	0.62	0.42	0.60
2001	0.93	1.25	1.03	1.01	1.40
2002	3.26	3.01	1.48	1.76	1.25
2003	0.28	0.24	0.51	0.69	0.17
2004	0.74	0.60	0.17	0.12	0.31
2005	1.30	1.06	0.44	0.37	0.51
2006	0.25	0.48	0.19	0.25	0.16
2007	1.27	1.31	1.15	1.01	0.57
2008	7.92	9.57	0.97	1.19	0.46
2009	2.92	2.12	4.11	3.78	2.95
2010	5.38	3.54	3.44	4.01	2.63
2011	1.58	1.82	1.3	1.57	1.06

**Table 2-9. Nitrate-N Yield in lbs/acre for the CREP Monitoring Stations**

<i>Water Year</i>	<i>CREP nitrate-nitrogen yield (lbs/ac)</i>				
	<i>201</i>	<i>202</i>	<i>301</i>	<i>302</i>	<i>303</i>
2000	2.6	2.7	6.2	5.2	9.2
2001	16.0	20.2	12.9	12.4	18.2
2002	19.2	26.1	9.6	11.8	14.5
2003	5.0	7.7	2.8	4.0	2.4
2004	9.9	11.8	3.6	4.5	8.1
2005	21.2	28.3	9.8	9.2	15.9
2006	4.2	5.0	4.0	4.4	6.4
2007	14.2	21.2	11.3	12.0	14.9
2008	23.2	40.2	12.5	14.3	12.9
2009	22.2	35.3	20.2	20.2	28.7
2010	23.6	40.5	20.0	20.2	33.2
2011	13.7	23.8	12.8	12.7	21.1

**Table 2-10. Total Phosphorus Yield in lbs/acre for the CREP Monitoring Stations**

<i>Water Year</i>	<i>CREP total phosphorus yield (lbs/ac)</i>				
	<i>201</i>	<i>202</i>	<i>301</i>	<i>302</i>	<i>303</i>
2000	0.83	1.48	1.65	1.25	1.81
2001	0.95	1.44	1.84	1.53	3.28
2002	3.09	4.17	2.25	2.92	2.43
2003	0.34	0.45	0.86	1.10	0.47
2004	1.09	0.97	0.35	0.29	0.72
2005	1.93	2.28	0.96	0.92	1.05
2006	0.47	0.42	0.31	0.41	0.34
2007	2.00	1.86	2.20	1.72	1.35
2008	8.81	8.16	2.15	2.53	1.44
2009	2.62	2.23	5.50	5.45	4.87
2010	4.86	4.53	5.54	6.35	4.84
2011	1.86	2.50	2.04	3.03	1.94

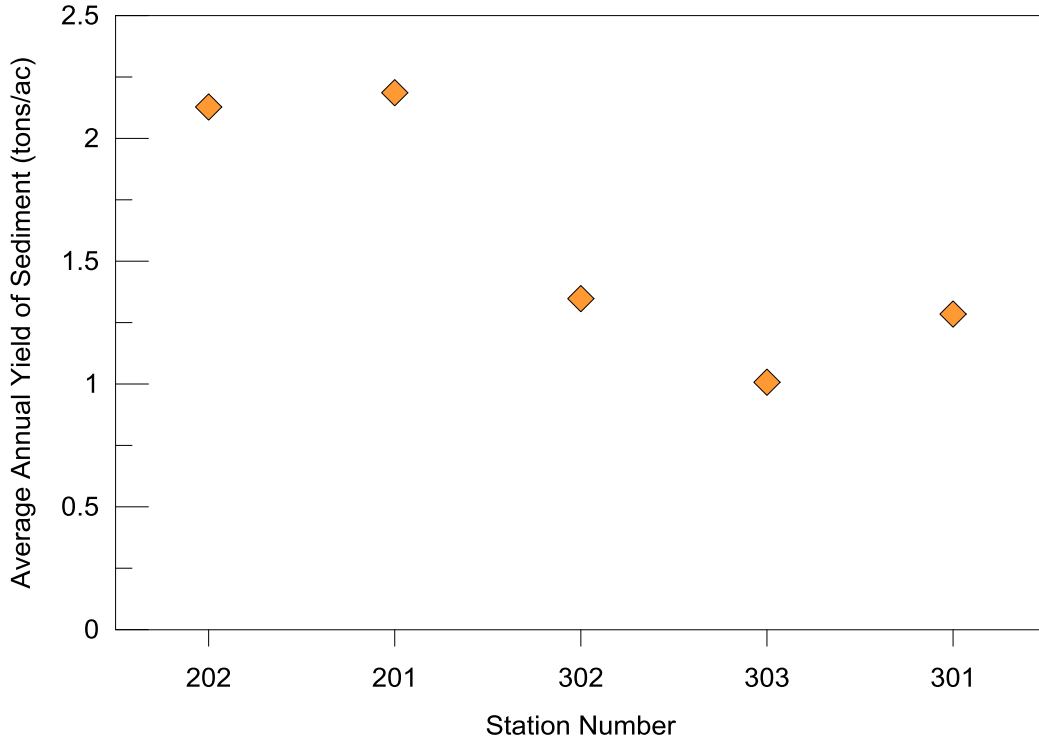


Figure 2-15. Average annual sediment yield in tons/acre for the CREP monitoring stations

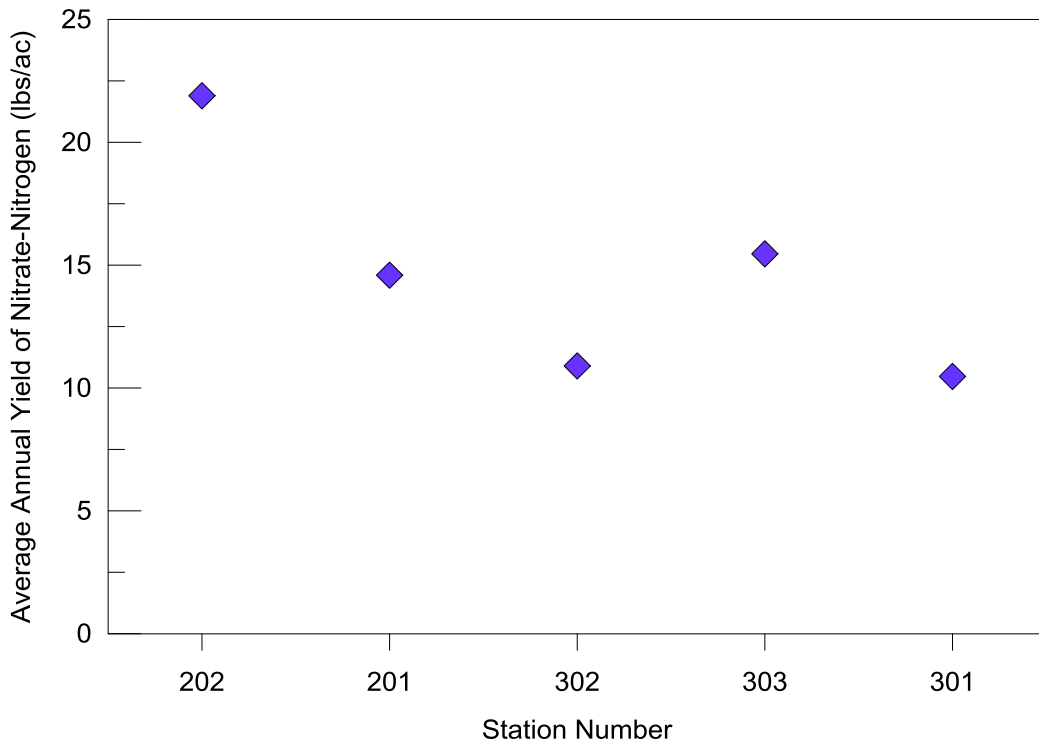


Figure 2-16. Average annual nitrate-N yield in lbs/acre for the CREP monitoring stations



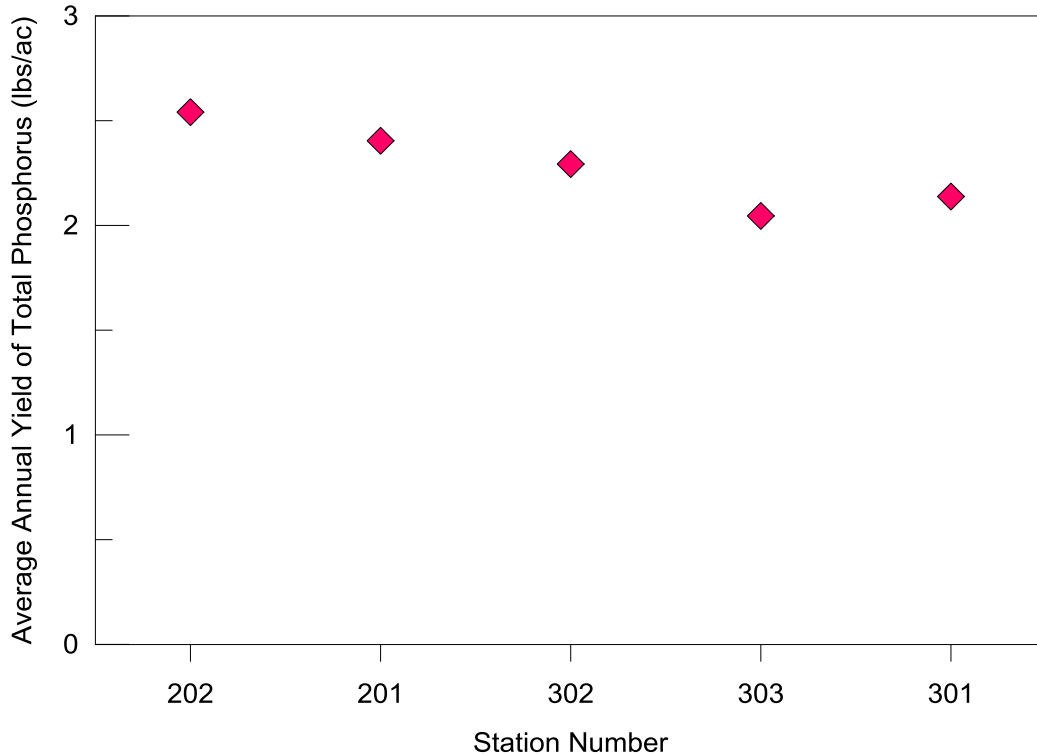


Figure 2-17. Average annual total phosphorous yield in lbs/acre for the CREP monitoring stations

### Additional CREP Data Collection Efforts

In addition to the CREP monitoring in the Court/Haw and Panther/Cox watersheds, that was initiated in 1999, several additional monitoring efforts have been initiated by the ISWS through the CREP project in order to provide additional information on the role BMPs in reducing sediment and nutrient yields and to better define the context of existing CREP data on a larger watershed scale.

During September of 2006 in response to significant CREP enrollments and an intensive restoration effort by the Natural Resources Conservation Service (NRCS), two additional monitoring stations (table 2-11) were installed in the Cedar Creek watershed, located in the Spoon River basin (figure 2-19). Station 306 is located on the right descending bank of the mainstem of Cedar Creek where it intersects CR 000 E in Fulton County (border with Warren Co). The second gage, station 305, is located near the left descending bank of Swan Creek, a major tributary of Cedar, where it flows beneath CR 000 E Fulton County, approximately 2.1 miles south of the Cedar Creek (306) gage.

**Table 2-11. Additional CREP Monitoring Stations in the Spoon River Watershed**

<i>Station ID</i>	<i>Name</i>	<i>Drainage area</i>	<i>Location</i>	<i>Watershed</i>
305	Swan Creek	98.1 sq mi (254 sq km)	N 40.67700 W 090.44391	Spoon River
306	Cedar Creek	146.2 sq mi (379 sq km)	N 40.70847 W 090.44540	Spoon River
RG39	Rain Gage 39	NA	N40.79145 W090.49999	Spoon River

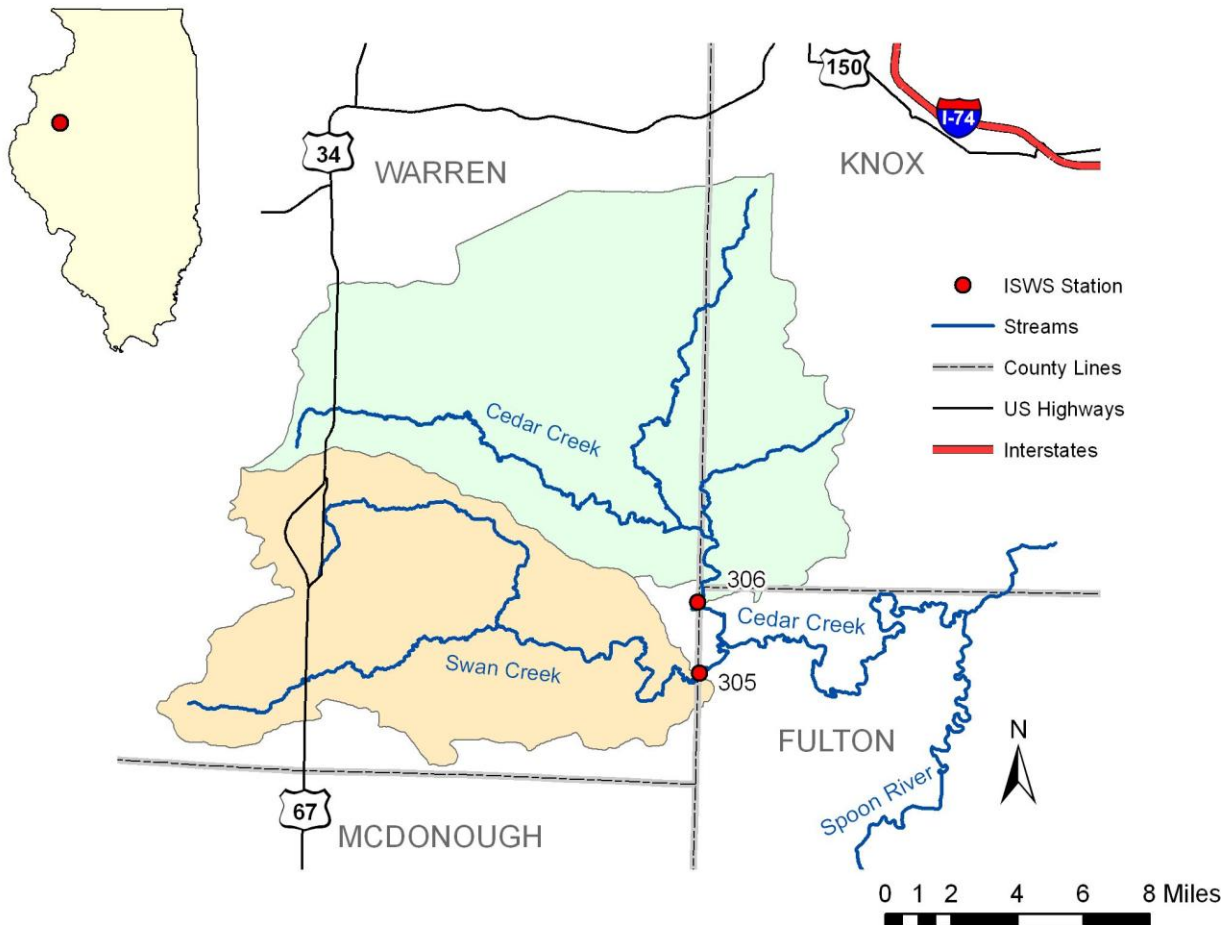


Figure 2-18. Locations of monitoring stations in the Cedar and Swan watersheds

Both watersheds are located in the Galesburg Plain physiographic region. The topography is flat to gently rolling and the soils are primarily loess. Stream channels and associated floodplains are heavily dissected with stream channels commonly being incised into the floodplain. Both watersheds are mostly rural with agriculture the predominant land use. Pasture and woodlands are also common due to the topography introduced by the dissected stream channels.

Both gages became operational near the end of WY2006 (9/15/2006) and are instrumented and operated as are all CREP gages, in accordance to the CREP QAPP (Appendix A). Both stations utilize a pressure transducer to determine stage, log data on a 15 minute time step and are equipped with an ISCO automated pump sampler slaved to the stage sensor in order to augment manual discrete sampling efforts. Thirty-eight and thirty-three discharge measurements have been collected at stations 305 and 306 respectively in an effort to establish a reliable rating in as short a time as possible. Based on provisional data, summary statistics for suspended sediment concentration data is provided in table 2-12.

In addition to the two streamgages the ISWS has installed a recording raingage immediately east of CR1500E and approximately 0.5 mi north of CR1100N in Warren Co. The raingage is a modified Belfort equipped with a linear potentiometer, in order to provide a digital output, and can be operated throughout the year. Raingage deployment and maintenance as well as the download and reduction of precipitation data can be found in the CREP QAPP (Appendix A).

ISWS field staff began suspended sediment sampling at two U.S. Geological Survey (USGS) gages located on the mainstem of the Spoon River on 3/29/2004. Samples are collected weekly at both sites with additional samples collected during runoff events. Sampling at London Mills (05569500) is done from the Route 116 bridge where the USGS gaging station is located. Sediment sampling at Seville (05570000) is done approximately 1 mile downstream of the current USGS gage location on State Route 95. Current USGS sediment data are also collected at this location. As of 9/30/11, 540 samples have been collected at London Mills while 495 samples have been collected at Seville. Summary statistics for suspended sediment concentration data collected through WY2011 are presented for each station in Table 2-13.

**Table 2-12. Suspended Sediment Concentration Data (mg/L)  
for Swan and Cedar Creeks**

	<i>Swan (305)</i>	<i>Cedar (306)</i>
Count (number)	2748	2745
Mean	411	541
Max	5230	8101
Min	1.99	1.59
Median	159	157
25 <sup>th</sup> Percentile	64.6	52.1
75 <sup>th</sup> Percentile	465	577

**Table 2-13. Suspended Sediment Concentration Data (mg/L) for London Mills and Seville**

	<i>London Mills (05569500)</i>	<i>Seville (05570000)</i>
Count (samples)	441	406
Mean	286	283
Max	4952	3230
Min	1.9	3.9
Median	109	121
25 <sup>th</sup> Percentile	44.9	48.8
75 <sup>th</sup> Percentile	308	288

### **3. Land Use Practices**

#### **Land Cover**

The Illinois River Basin is nearly 16 million acres with a diverse range of land covers. The extent of these land covers is illustrated in figure 3-1 using the Land Cover of Illinois 1999-2000 inventory (Luman and Weicherding, 1999). This database is a product of a cooperative, interagency initiative between the U. S. Department of Agriculture National Agricultural Statistics Service (NASS), Illinois Department of Agriculture (IDA), and Illinois Department of Natural Resources (IDNR) to produce statewide land cover. The database contains 23 land cover that are grouped into 5 categories: agricultural land, forested land, urban land, wetland, and other. The agricultural land category lists corn, soybeans, winter wheat, other small grains and hay, winter wheat/soybeans, other agricultural land, and rural grassland due to the times of year the satellite imagery was taken.

The Illinois River Basin is dominated by agricultural land, comprising of 77% of the basin (figure 3-2). Corn and soybean acreage accounts for most of the agricultural land cover. Urban and forested land are the next highest with 10% and 9%, respectively. This is attributed to the areas of Chicago and surrounding urban communities, as well as the City of Peoria. Wetlands, surface water, and other combine to 4% of the remaining acreage in the Illinois River Basin. The Spoon and Sangamon River watershed area is 30% of the Illinois River Basin and the Spoon River watershed is a third of the size of the Sangamon River watershed. As can be seen in figures 3-3 and 3-4, the Spoon and Sangamon River watersheds show similar trends in land cover as the Illinois River Basin. Agricultural land cover, especially corn and soybeans, accounts for over 80% of the land area in each watershed. The largest difference between the Spoon and Sangamon watersheds is the Spoon has 10% more forested land cover than the Sangamon. Otherwise, they are similar in all other categories.

#### **Land Use Practices**

Outside of natural factors such as the physical settings and climate variability, land use practices are the main driving factors that affect watershed's hydrology, erosion, sedimentation, and water quality. It is therefore important to document and analyze changes in land use practices in a given watershed to properly understand and explain changes in its hydrology, water quality, and the erosion and sedimentation process. The Illinois River basin has undergone significant changes in land use practices during the last century. These changes have been used to explain degradation in water quality and aquatic habitat along the Illinois River. In recent years, there have been significant efforts at the local, state, and federal level to improve land use practices by implementing conservation practices throughout the watershed. The Illinois River CREP is a course of major state and federal initiatives to significantly increase conservation and restoration practices in the Illinois River basin.

Historical agricultural land use practices and the recent conservation efforts including CREP are briefly discussed in the following paragraphs.

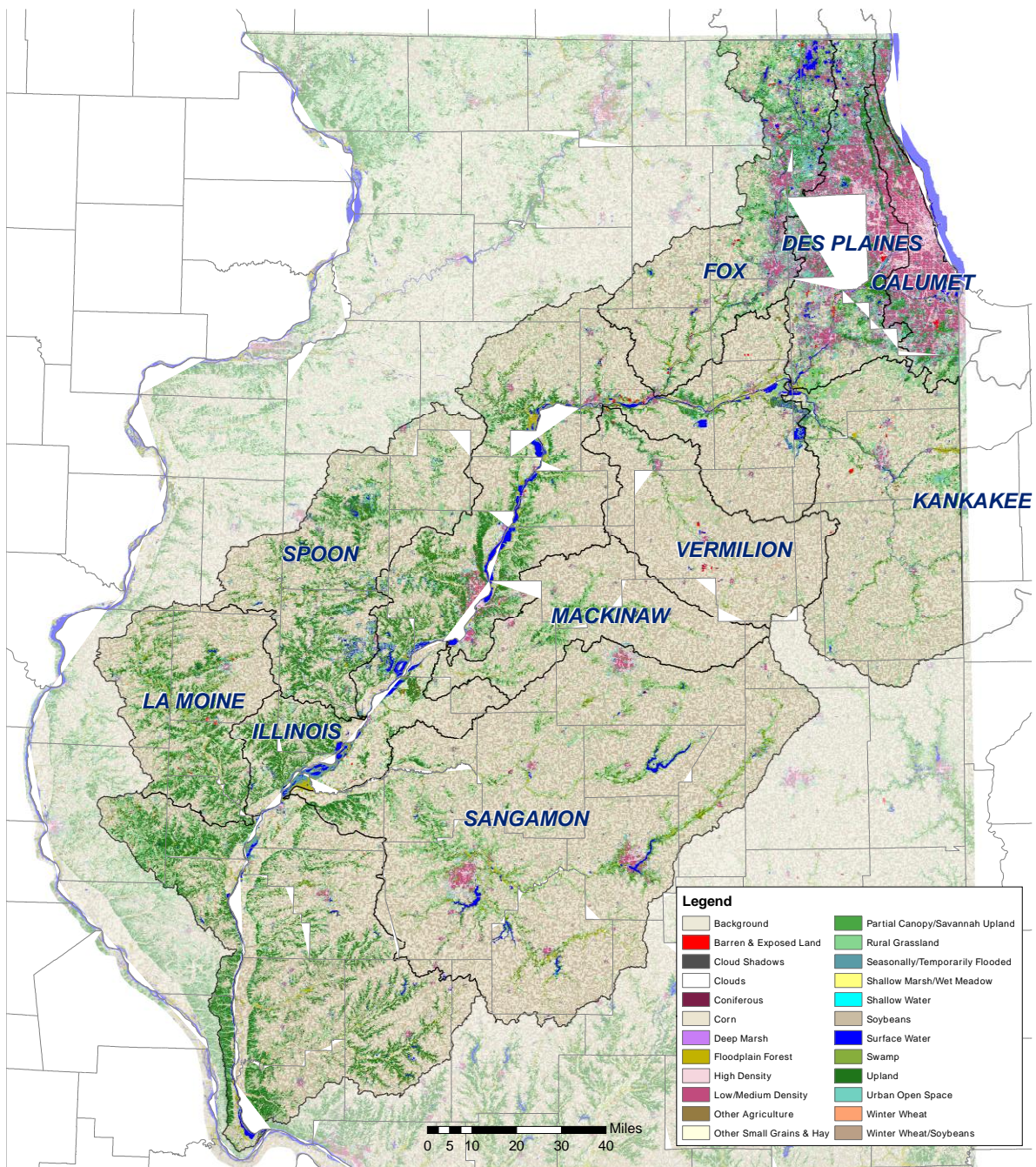


Figure 3-1. Land cover of the Illinois River Basin (Luman and Weicherding, 1999)

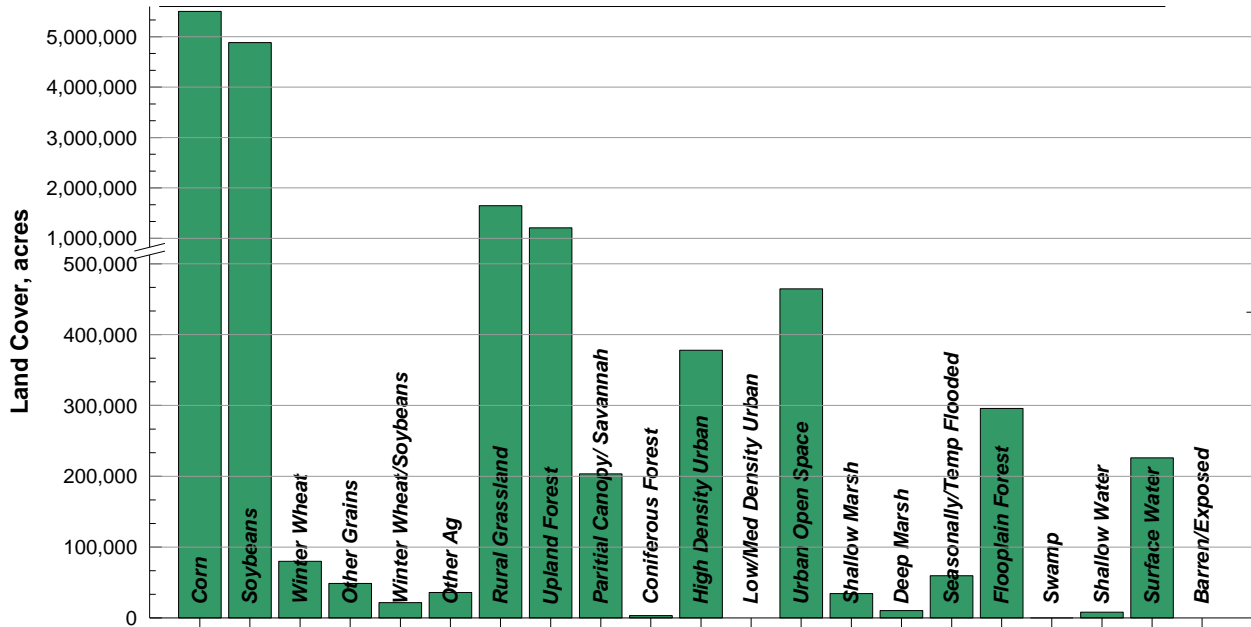


Figure 3-2. Land cover acreages in the Illinois River basin

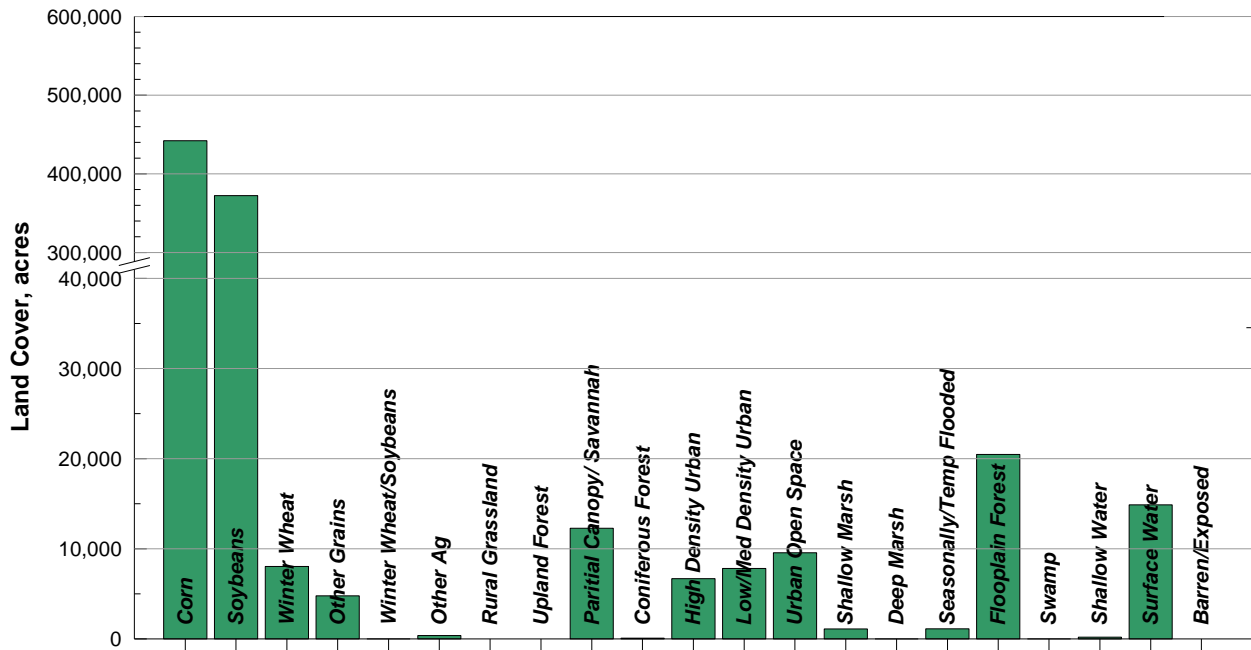


Figure 3-3. Land cover acreages in the Spoon River watershed

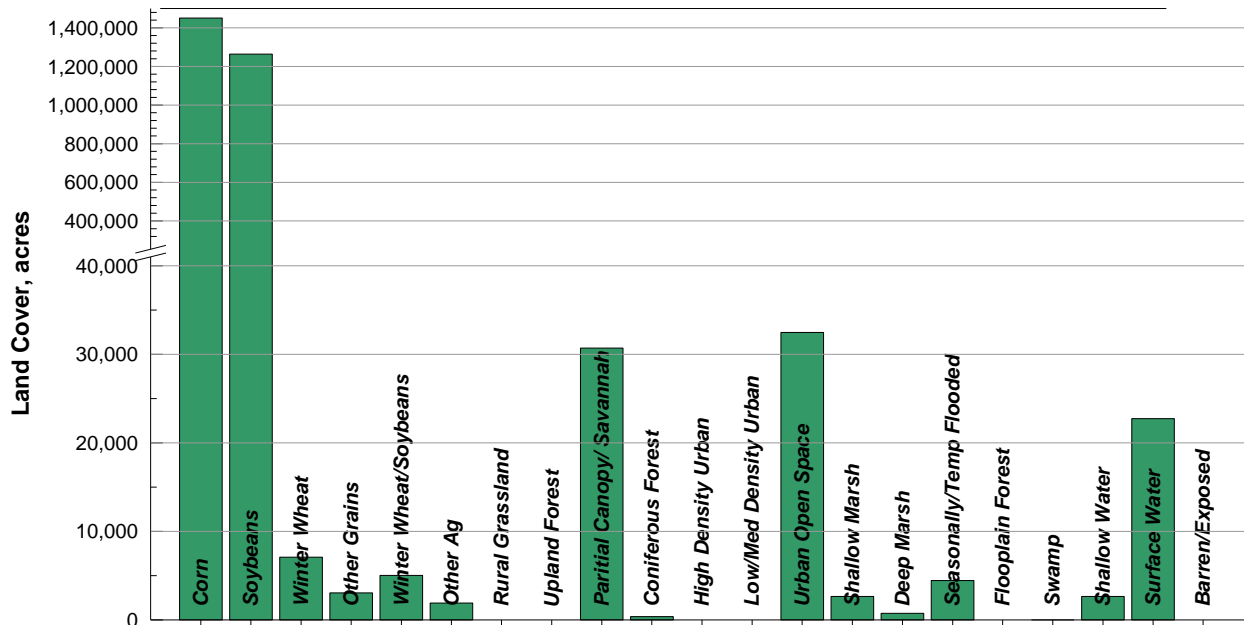


Figure 3-4. Land cover acreages in the Sangamon River watershed

### ***Historical Agricultural Land Use Trends in Illinois***

To provide a historical perspective to changes in land use practices in the Illinois River basin, we have compiled and analyzed historical land use data from different sources for the whole state. The earliest land use data is based on the Illinois Agricultural Statistics (IAS) records. The IAS data shows that in 1866 approximately 23 percent of the state's land area was in agricultural crop production (figure 3-5). In 2006, agricultural production has increased to 65 percent of the state's land. From 1866 through to the 1920s, crop production increased from 8 to 18 million acres mostly due to a three-fold increase in small grain (wheat, oats, and hay) acreage. In the 1920s small grain acreage began to decline in favor of soybeans. Essentially, from this period to present, a steady reversal in acreage has occurred between small grains and soybeans such that current soybean acreage is the same as was small grains were in the 1920s. From 1866 to 2006, total Illinois land area in crop production increased by more nearly tripled from 8 to 23 million acres. The dominant crops in 1866 were corn and small grains, whereas corn and soybeans (row crops) acreage was 93 percent of the total crop acreage in 2006. During the period of record (1866-2006), corn acreage has remained fairly steady at 9.3 million acres. Corn was harvested on 4.9 million acres in 1866 but increased to the long-term average acreage by 1881. Acreage peaked in 2005 at 12.1 million acres and was 11.3 million acres in 2006. From 1925 to 2006 crop acreage increased by 23 percent.

In 1925, IAS began delineating agricultural crop production data by county, rather than as a state total, which allows for the estimation of crop acreage by basins. The Illinois River Basin (IRB) is nearly half of the Illinois land area, and occupies over 18 million acres when the watershed area in the states of Indiana and Wisconsin are included. Figure 3-6 shows similar trends in crop production as was seen for the State of Illinois. In 1925, 51 percent (9.4 million acres) of the IRB land area was in crop production while in 2006, 56 percent (10.3 million acres)



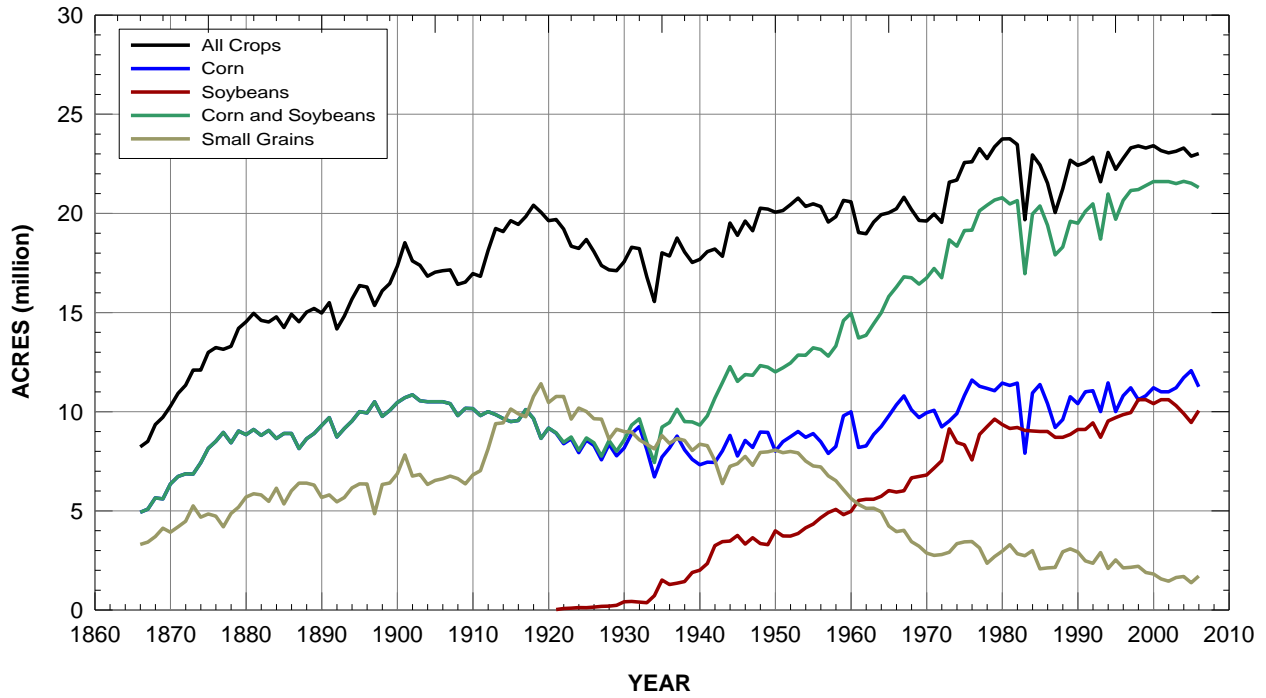


Figure 3-5. Acreage of agricultural land uses in State of Illinois (1866-2006)

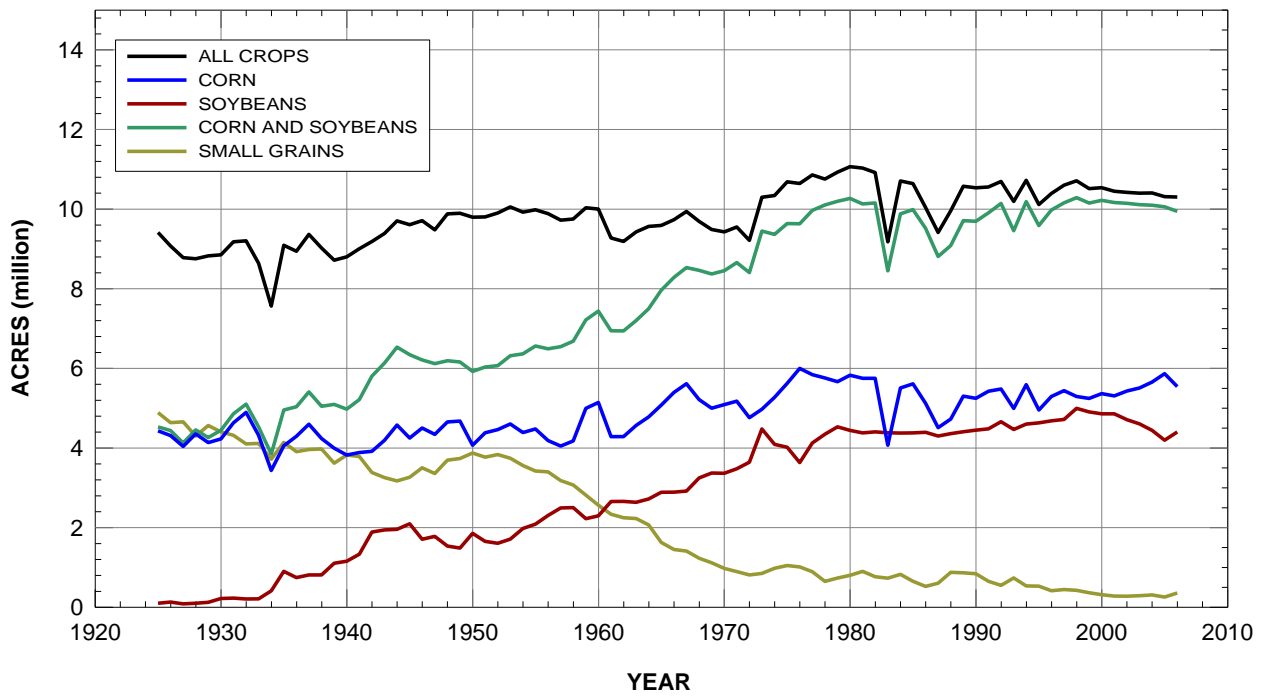


Figure 3-6. Acreage of agricultural land uses in Illinois River basin (1925-2006)

was in crop production. The same reversal of small grain and soybean acreage is also seen. Corn acreage is fairly steady for the period of record, averaging 4.8 million acres, increasing from 4.4 to 6.0 million acres from 1925 to 1976, and slightly decreasing to 5.5 million acres in 2006. Total IRB watershed area in crop production increased by 9 percent from 1925 to 2006 which is smaller than the 23 percent increase for the whole State of Illinois during the same period.

The Spoon River watershed is one of ten major tributaries to the Illinois River with a drainage area of 1.2 million acres (6.5 percent of the IRB drainage area). From 1925 to , watershed area in crop production increased from 54 to 66 percent. Figure 3-7 shows that the trends in corn, small grains, and soybeans are also similar. Corn and small grain acreage was 0.64 million acres in 1925 and in 2006 corn and soybeans were 0.75 million acres. Corn acreage increased by 0.19 million acres from 1925 to 1976 and then decreased by 0.09 million acres through 2006. The total Spoon River watershed area in crop production increased by 22 percent during 1925-2006 period and is only slightly below that of the increase in the State of Illinois and higher than the 9 percent increase for the IRB.

The Sangamon River watershed has a drainage area of 3.4 million acres (18.5 percent of the IRB drainage area). From 1925 to 2006, watershed area in crop production increased from 67 to 78 percent. Figure 3-8 shows that the trends in corn, small grains, and soybeans are also similar to the IRB. Corn and small grain acreage was 2.2 million acres in 1925 and in 2006 corn and soybeans were 2.6 million acres. Corn acreage increased by 0.37 million acres from 1925 to 2006. The total Sangamon River watershed area in crop production increased by 17 percent during 1925-2006 period and is below that of the increase in the State of Illinois and higher than the 9 percent increase for the IRB.

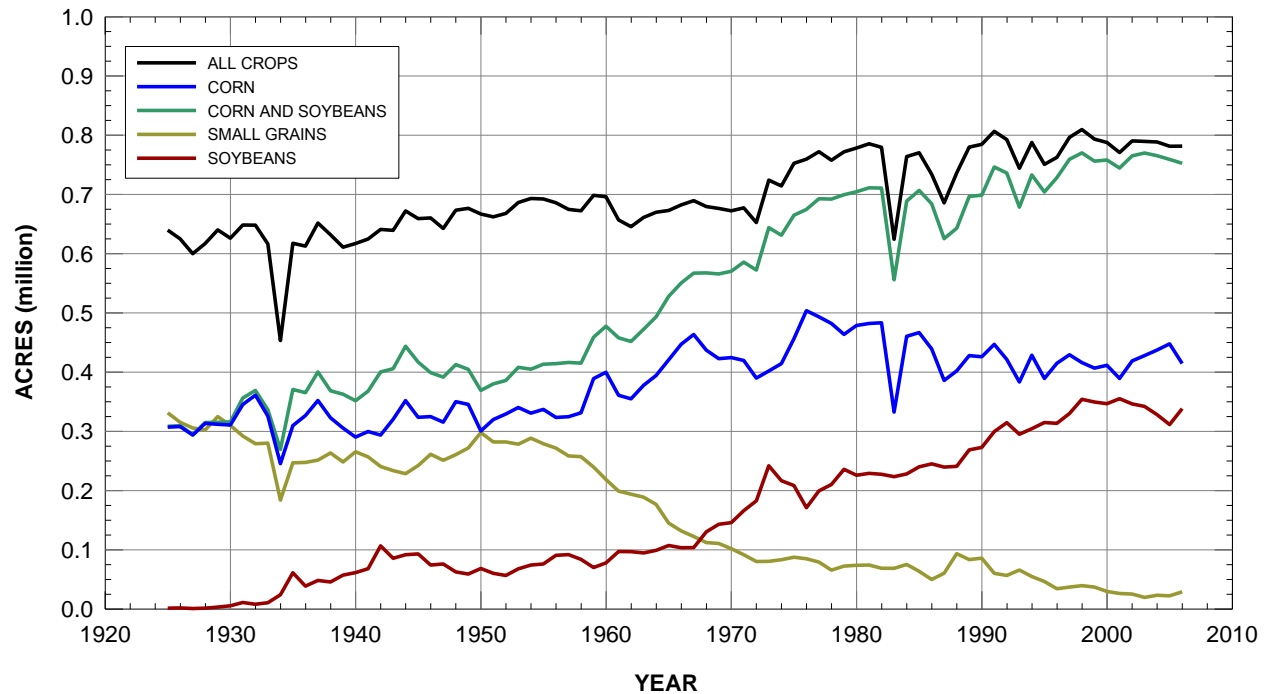


Figure 3-7. Acreage of agricultural land uses in Spoon River watershed (1925-2006)

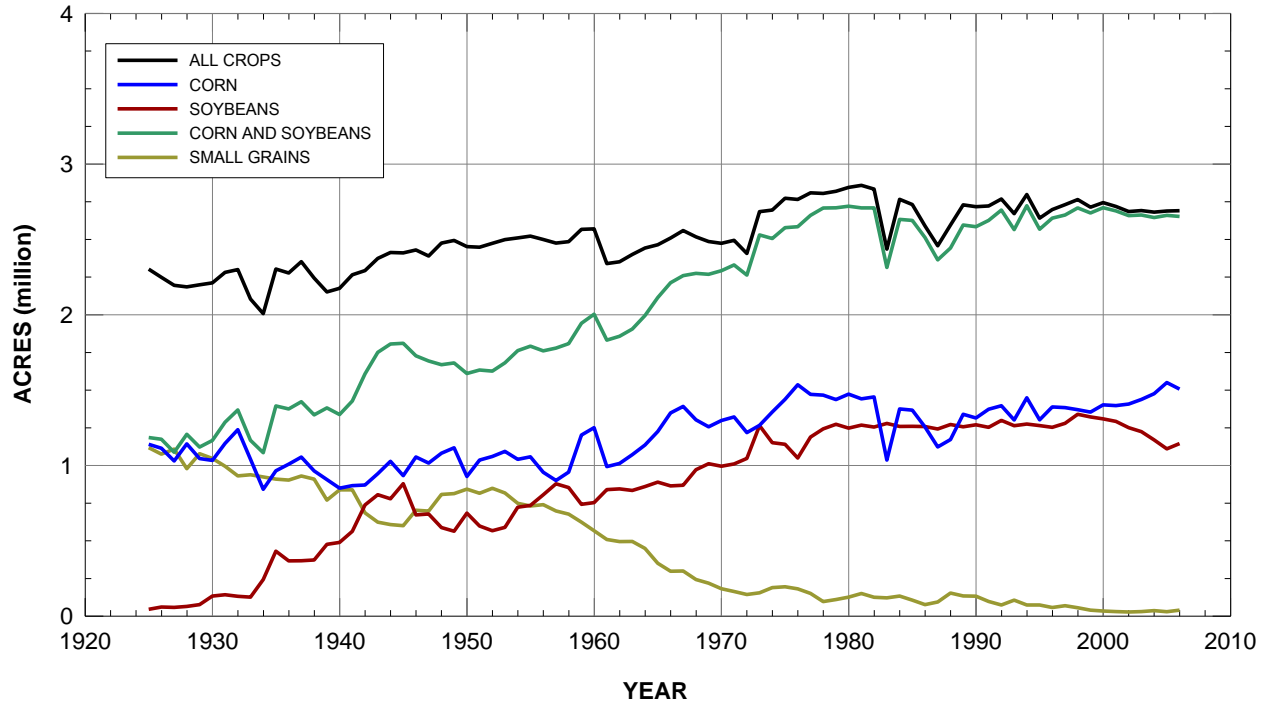


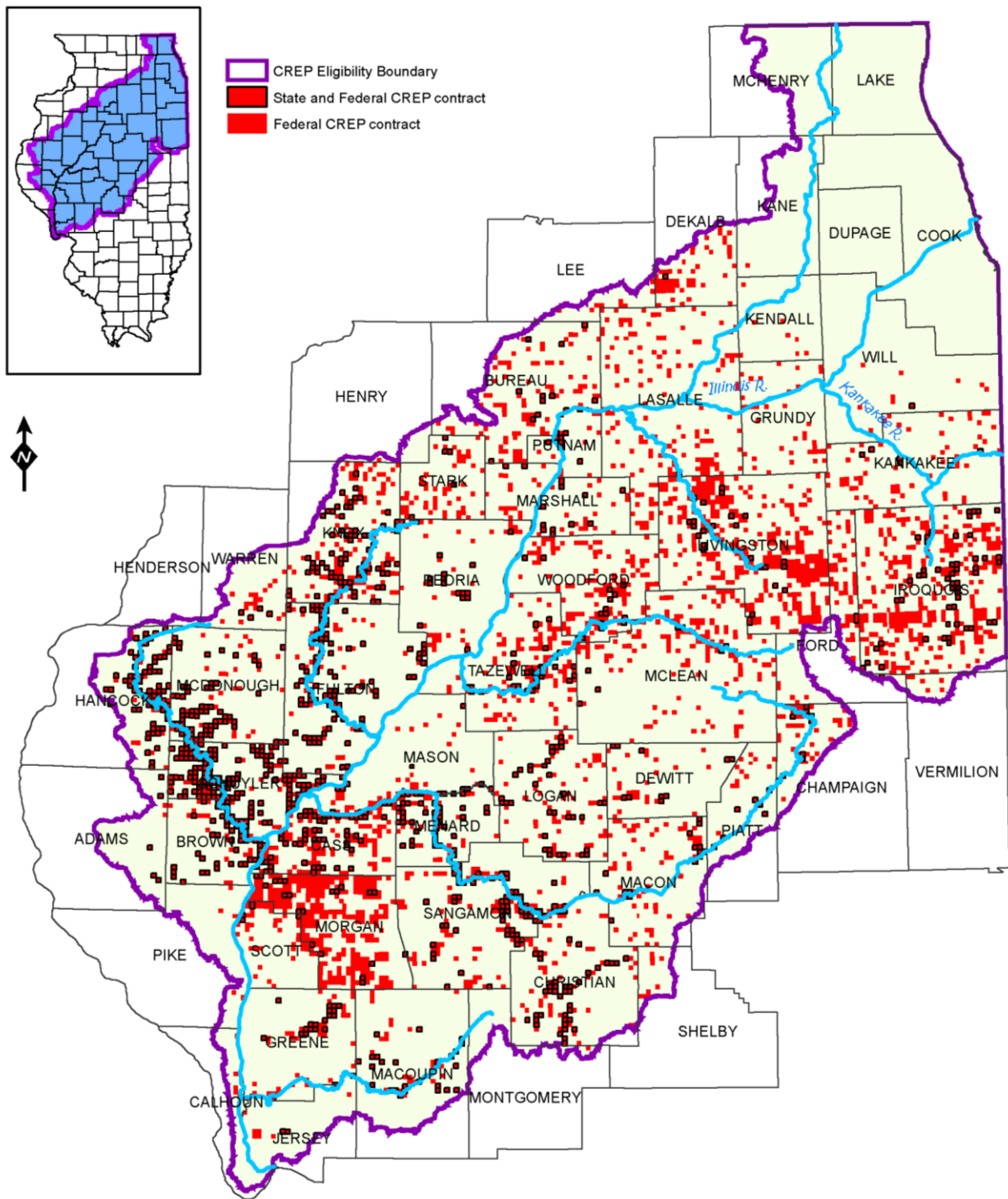
Figure 3-8. Acreage of agricultural land uses in Sangamon River watershed (1925-2006)

Overall, total crop acres within the Sangamon and Spoon River watersheds steadily increased from 1925 to the early 1980s and then remained steady through 2006. The Illinois River Basin and the entire State of Illinois show the same trend for total crop acres.

### **Conservation Practices**

There has been a significant increase in the implementation of conservation practices in Illinois in recent years with CREP making a major contribution. IDNR has established different programs to document and track conservation practices in Illinois. The major initiative is known as the Illinois Conservation Practices Tracking System (ICPTS). The ICPTS is developing “a comprehensive database documenting the precise location, nature, and planned duration of conservation practices being implemented through Illinois CREP as well as other conservation incentive programs within the Illinois River basin,” (State of Illinois, Department of Natural Resources, 2002). The database will be very useful for assessing and evaluating the effectiveness of different programs in meeting their objectives. The land use data from the database will be used along with the sediment and nutrient data being collected under the monitoring program to evaluate how conservation practices are influencing sediment and nutrient delivery to the Illinois River. Two examples of information and data on land use are shown in figures 3-9 and 3-10

Figure 3-9 shows the location of approved Illinois CREP contracts from the USDA and state of Illinois from 1999 through 2007. With this type of information it will be possible to identify areas where there has been significant participation in the CREP program and where changes in sediment and nutrient delivery should be expected. The information will provide important input data to the watershed models that are being developed to evaluate the impact of



Source: IDNR (2007)

Figure 3-9. State and Federal CREP contract locations.

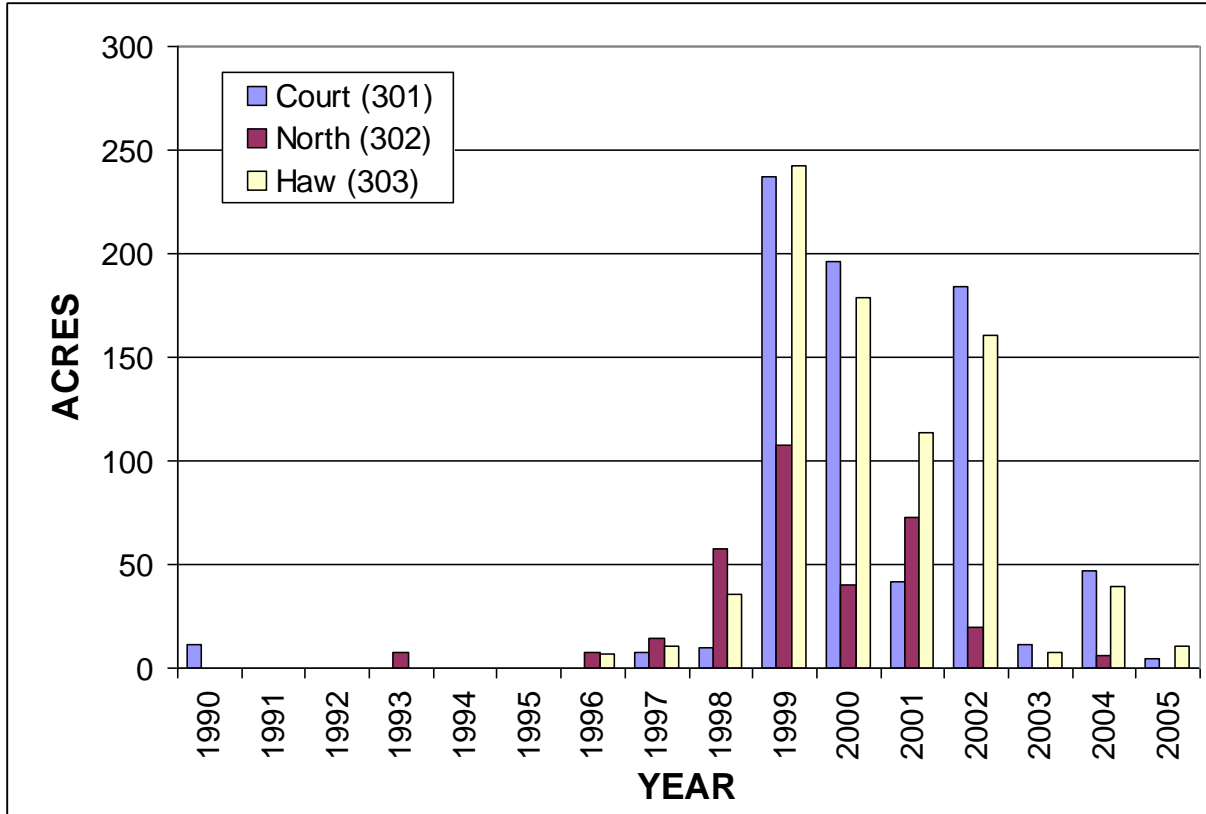


Figure 3-10. Acres of conservation practices installed in Court and Haw Creek watersheds over time

land use changes on sediment and nutrient delivery. It is also possible to extract much more detailed land use information as shown in figure 3-10 where the total acres in conservation practices are provided for small watersheds like Court and Haw Creeks on annual basis. The data shows the significant rate of increase in conservation practices in the Court and Haw Creek watersheds since 1997. This type of data will be extremely useful for assessing and evaluating the effectiveness of CREP and other conservation practices.

The Water Survey is analyzing changes in conservation practices in the Illinois River Basin since the initiation of CREP in 1998. The conservation practices data is compiled by the IDNR and USDA-FSA. The CREP conservation practices installed in the entire Illinois River Basin, as well as a more detailed conservation practice database for the four intensively monitored watersheds, is being analyzed to investigate relationships between sediment loadings and changes in conservation practices. Overall, IDNR reports that as of August 2007, 125,030 acres have been awarded by USDA-FSA CREP program with over 8,000 acres pending approval. The State of Illinois CREP program has awarded 78,288 acres with approximately 4,500 acres pending in county Soil and Water Conservation offices. More detailed information on CREP acres is available through 2005 with analysis of 2006-2007 in progress. Therefore, below are some statistics of the conservation practices through 2005:

## Illinois River Basin

- Conservation practice acres within the Illinois River Basin (IRB):
  - The IRB has approximately 153,000 acres of conservation practices installed since 1999.
  - The majority of the CREP acres (91 percent) are located in the Illinois River Valley and the La Moine, Sangamon, Spoon, and Iroquois River subwatersheds.
  - There are 16 different conservation practices (table 3-1) being used in the IRB CREP program. Five of the 16 practices account for 94 percent of the total CREP acres.
  - Wetland restoration (CP23) is the most used conservation practices covering nearly 38 percent of the total CREP acres in the IRB. This is followed by riparian buffer (CP22), permanent wildlife habitat, noneasement (CP4D), filter strips (CP21), and hardwood trees (CP3A) at 25, 15, 11, and 5 percent, respectively.
- Conservation practice acres within each subwatershed:
  - Distribution of conservation practices installed varies between subwatersheds.
  - Wetland restoration is the dominant conservation practice in the Illinois River Valley and the La Moine, Iroquois, and Kankakee River subwatersheds (47, 65, 52, and 45 percent, respectively).
  - In the Sangamon River subwatershed 32 percent of the conservation practices were riparian buffers and 25 percent in permanent wildlife habitat (noneasement).
  - In the Spoon River subwatershed, the dominant conservation practices installed were wetland restoration and riparian buffers at 29 and 30 percent of the total CREP acres.

**Table 3-1. Description of Conservation Practices Used in the Illinois River Basin CREP**

<i>Practice code</i>	<i>Practice description</i>
CP1	Establishment of permanent introduced grasses and legumes
CP2	Establishment of permanent native grasses
CP3	Tree planting
CP3A	Hardwood tree planting
CP4B	Permanent wildlife habitat (corridors), noneasement
CP4D	Permanent wildlife habitat, noneasement
CP5A	Field windbreak establishment, noneasement
CP8A	Grass waterways, noneasement
CP9	Shallow water areas for wildlife
CP11	Vegetative cover - trees - already established
CP12	Wildlife food plot
CP16A	Shelterbelt establishment, noneasement
CP21	Filter strip
CP22	Riparian buffer
CP23	Wetland restoration
CP25	Rare and declining habitat

## **CREP Monitoring Watersheds**

### ***Court/Haw Creeks (Knox County)***

- The Court and Haw Creek watersheds have a total of 1896 acres of conservation practices installed under CREP and CRP. These acres are located in the watershed area being monitored by the ISWS at three separate locations (figure 1-2). Court Creek (301) has 767 acres, North Creek (302) has 323 acres, and Haw Creek (303) has 806 acres.
- Almost 70 percent of the conservation practice acres in the Court (301) and North (302) watersheds are riparian buffer, wetland restoration, and filter strips. Permanent wildlife habitat, riparian buffer, and filter strips account for 61 percent of the conservation practices in the Haw (303) watershed.
- Most of the conservation practice acres in the three watersheds were installed between 1999 and 2002 (figure 3-10).

### ***Panther/Cox Creeks (Cass County)***

- The Panther and Cox Creek watersheds have 887 acres of conservation practices.
  - Approximately 147 acres (16 percent) have been installed above the two ISWS streamgages.
  - Panther (201): 129 acres
  - Cox (202): 18 acres
- Nearly all the conservation practices installed in the watershed upstream of Panther (201) has been riparian buffers (126 acres) funded by CREP.
- The 18 acres of conservation practices installed above Cox (202) were cool/warm season grass/shrubs and grass waterways funded by CREP, CRP, and WHIP (Wildlife Habitat Incentives Program).

## **Variability and Trends in Precipitation and Streamflow**

Results of a short-term monitoring program have to be viewed with respect to the climatic and hydrologic conditions under which the data was collected. Under ideal conditions, which rarely happen, the monitoring period would include a combination of wet, dry, and normal climatic conditions that represent the range of variability in climatic and hydrologic conditions in the watershed. The influence of climatic and hydrologic conditions on the data collected has been taken into consideration, especially when different datasets collected at different times and conditions are combined or compared. The Illinois River basin, as any major watershed, has experienced significant variability in precipitation and streamflow over the last century and recent periods. Data collection for the CREP program started in 1999 to provide a perspective as to how the current monitoring period compares to the long-term variability of precipitation and streamflows within the Illinois River basin. Historical precipitation and streamflow data are analyzed and presented in this segment of the report.

Climate and hydrologic records from the past 100 years in Illinois show considerable long-term variability. These variabilities and trends were analyzed for two stations on the Illinois River and six tributary stations in the Illinois River basin (figure 3-11). Figure 3-12

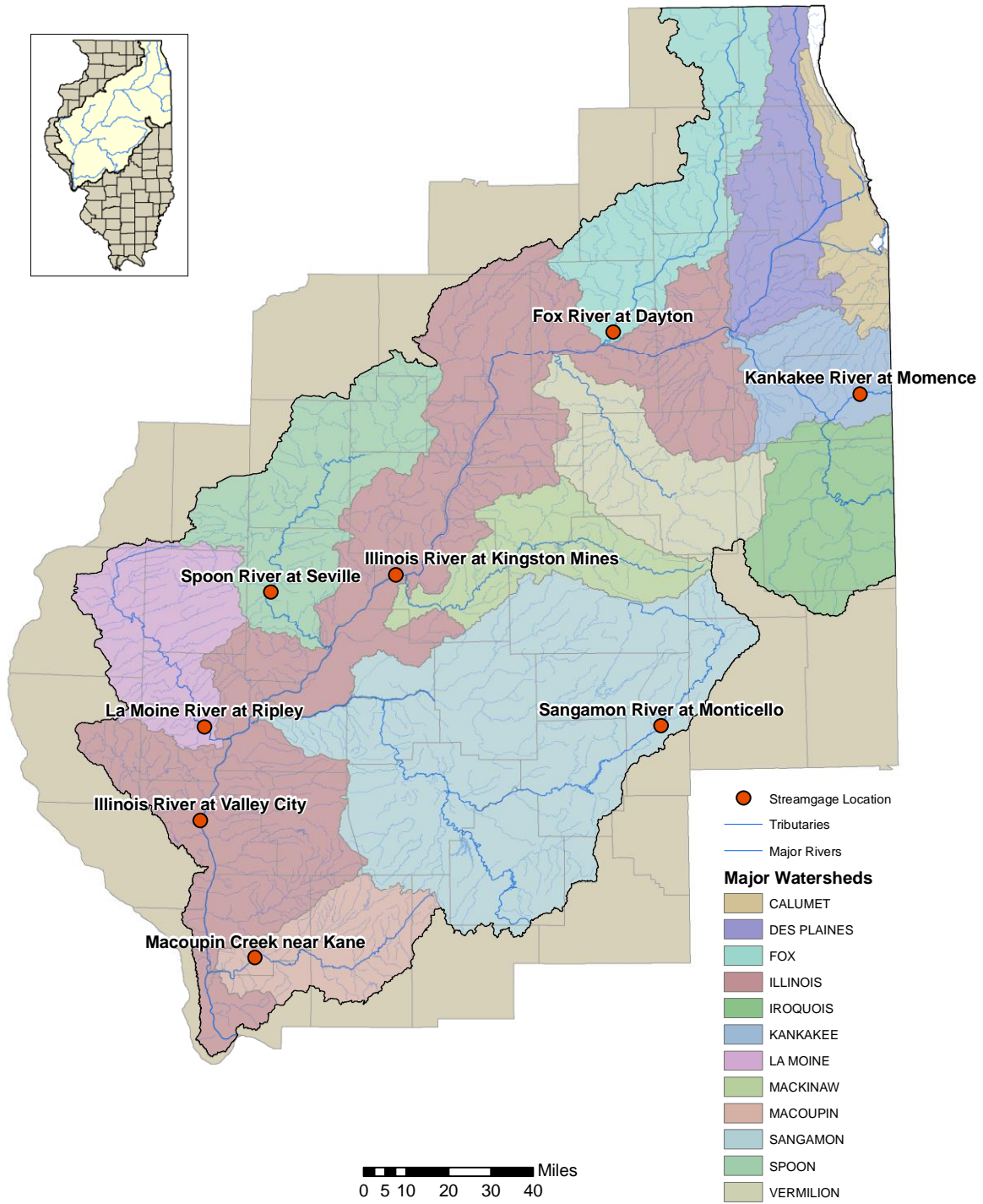


Figure 3-11. Location of streamgaging stations with long-term data used in the analysis of variability and trends



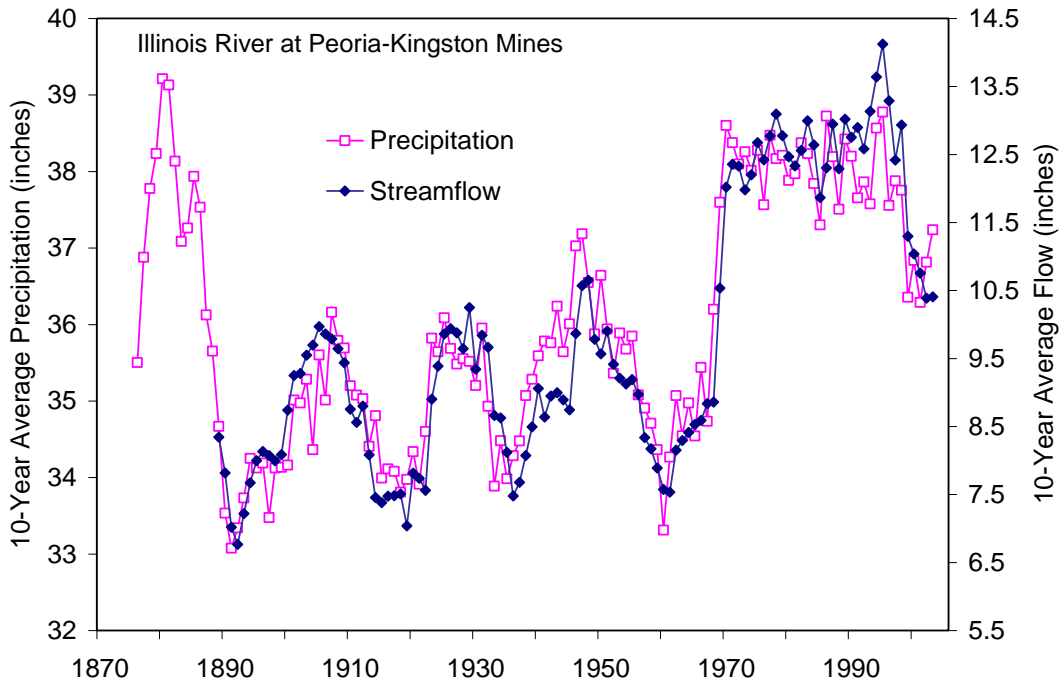


Figure 3-12. Ten-year average precipitation and streamflow, Illinois River at Peoria-Kingston Mines

compares average precipitation and streamflow for the Upper Illinois River watershed since the 1880s, as expressed in moving 10-year average values. Similar comparisons are shown in figures 3-13 to 3-18 for the Fox, Kankakee, Spoon, Sangamon, LaMoine, and Macoupin subwatersheds, respectively, but for shorter time periods as limited by the available gaging records. Figure 3-19 for the entire Illinois River Basin (at the Valley City streamgauge) is nearly identical to figure 1 except for the period of record. The 10-year average precipitation and streamflow values plotted in figures 3-12 to 3-19 represent the approximate midpoint of the 10 years; for example, the value for 1995 represents the average for 10 years from 1990-1999, the value for 1996 represents the average for the 10 years 1991-2000, and so forth. Streamflow values are expressed in inches of water spread uniformly over the entire watershed such that average streamflow can be compared directly with precipitation for the concurrent period. Streamflow values in figure 3-12 are computed from flow and stage records at Peoria prior to 1940 and at Kingston Mines since 1940.

Figure 3-12 shows that precipitation and streamflow in the Upper Illinois River watershed from 1970 to 1995 were considerably higher than at any other time in the 20<sup>th</sup> Century. Prior to 1895, precipitation for the Illinois River watershed is estimated from a small set of gaging records dating back to 1870. These precipitation records show that there was a decade of high precipitation in the late 1870s and early 1880s similar in magnitude to high precipitation amounts during 1970-1995. A comparison of 10-year average precipitation and streamflow amounts clearly shows that streamflow has been very closely related to concurrent precipitation throughout the past 125 years, with a correlation coefficient ( $r$ ) of 0.958.

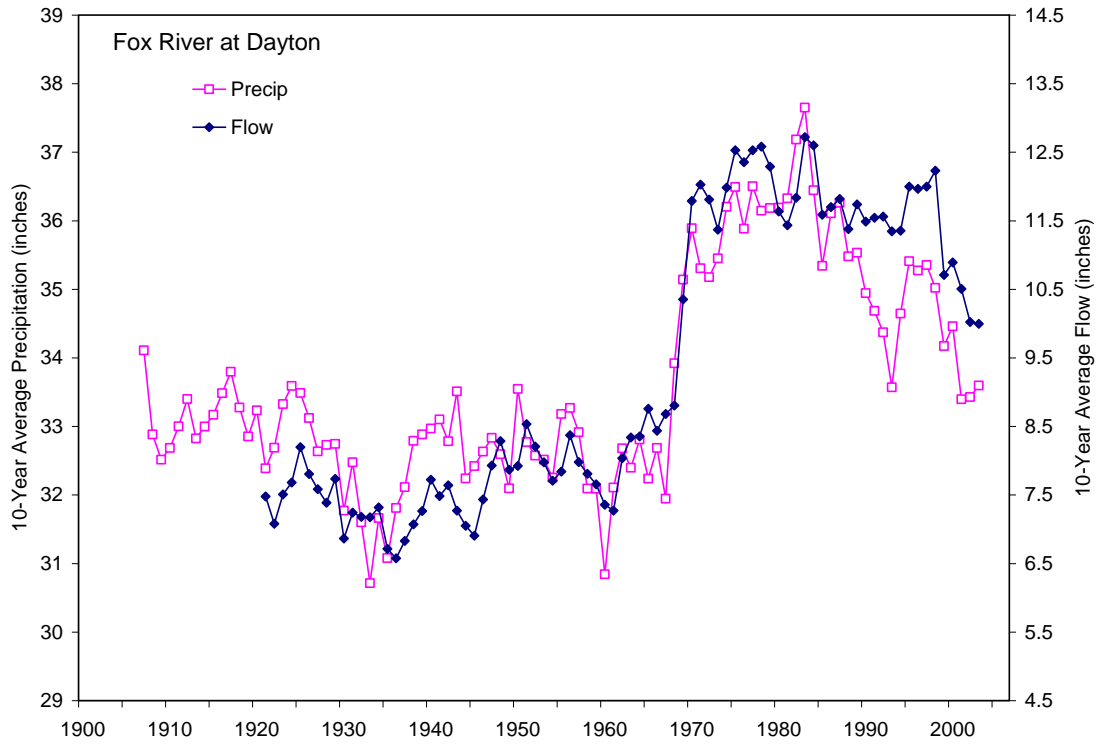


Figure 3-13. Ten-year average precipitation and streamflow, Fox River at Dayton

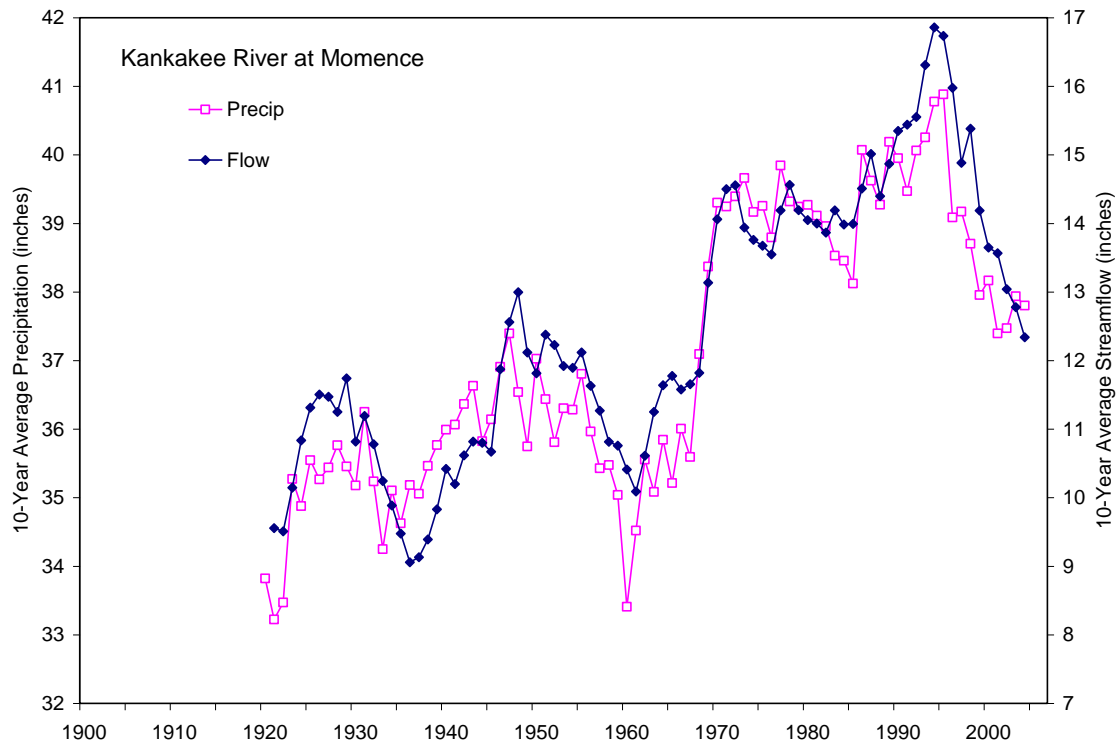


Figure 3-14. Ten-year average precipitation and streamflow, Kankakee River at Momence

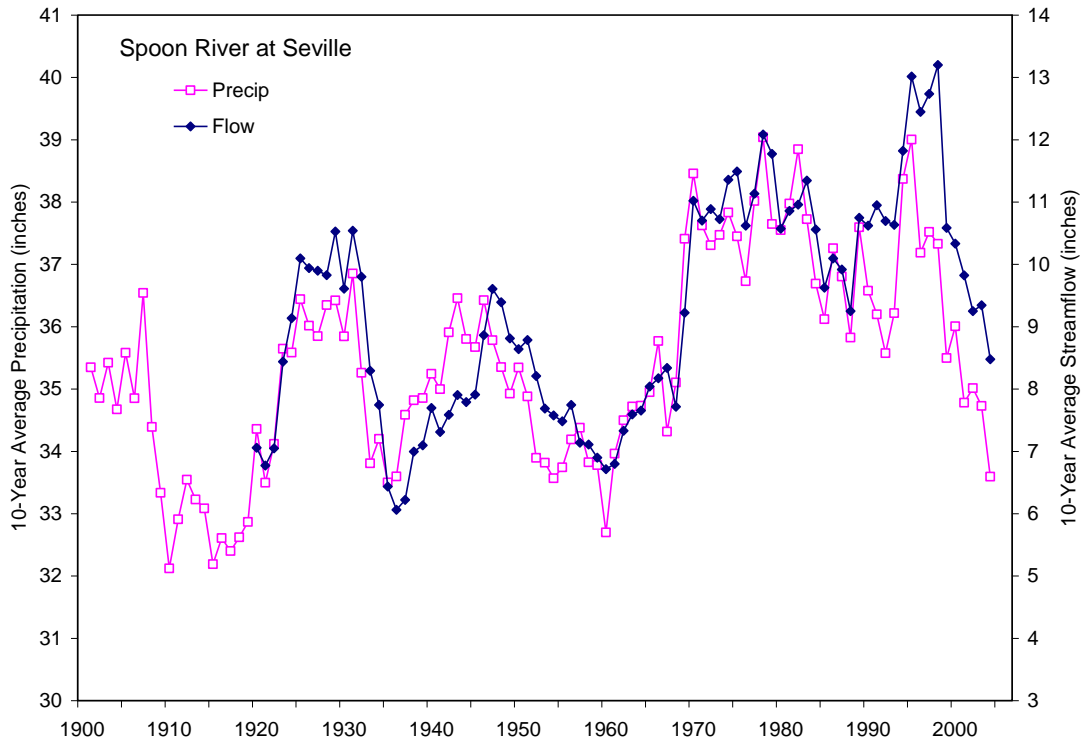


Figure 3-15. Ten-year average precipitation and streamflow, Spoon River at Seville

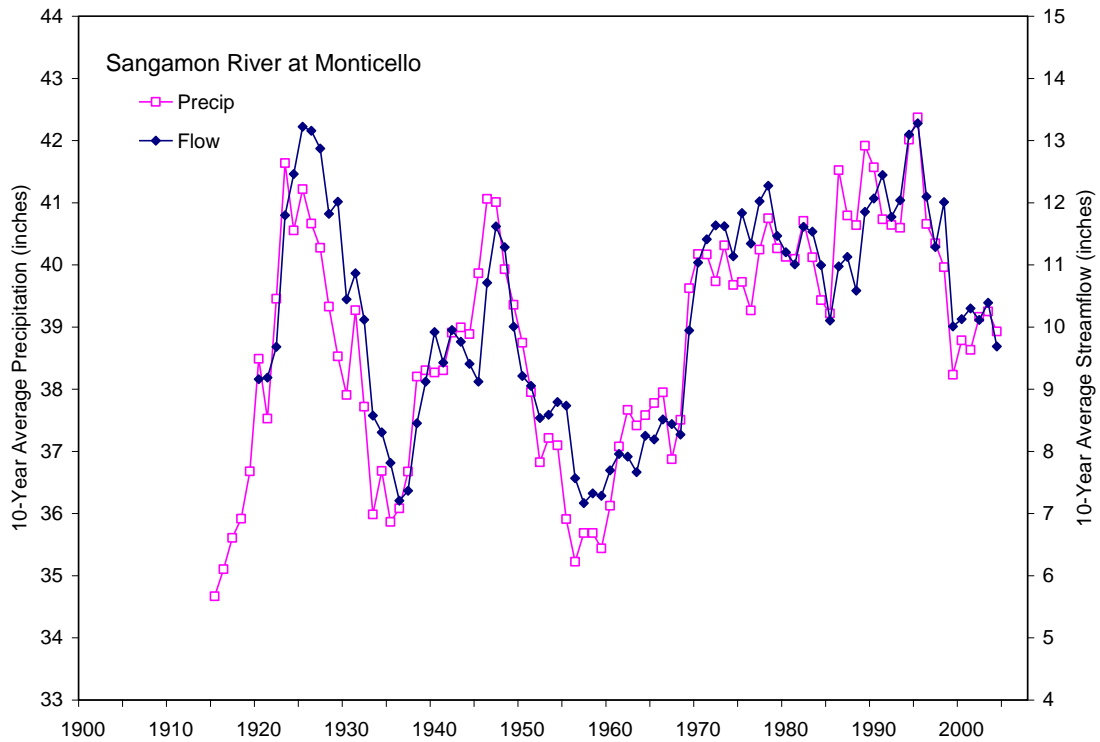


Figure 3-16. Ten-year average precipitation and streamflow, Sangamon River at Monticello

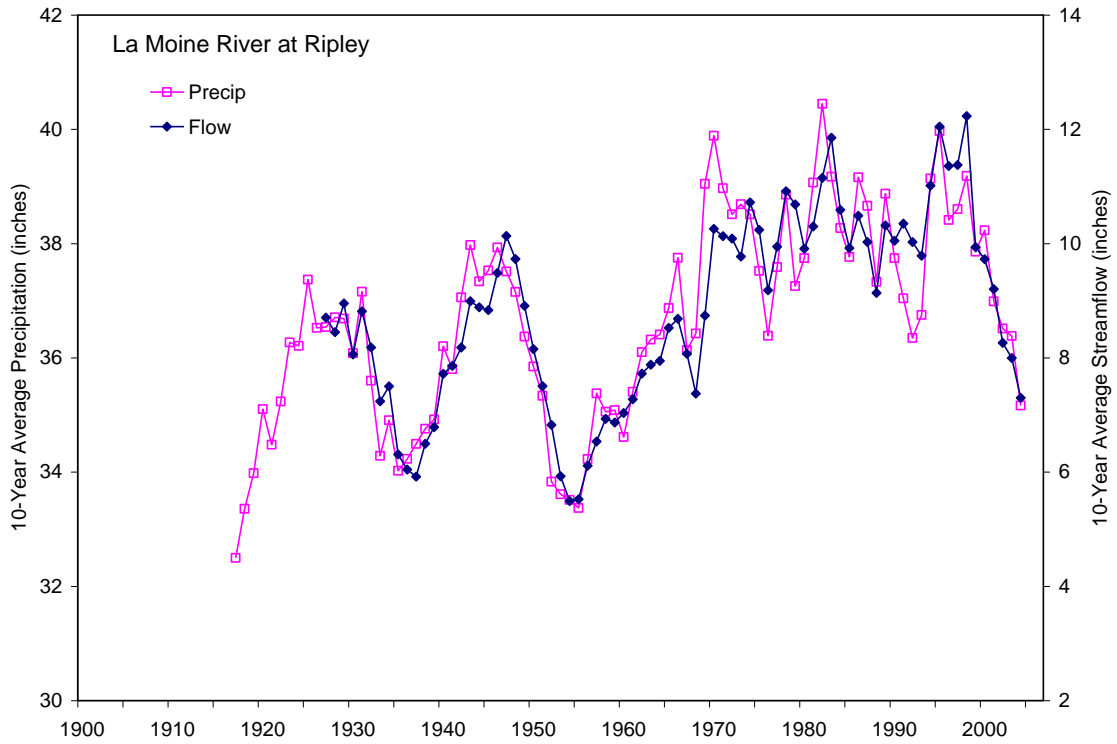


Figure 3-17. Ten-year average precipitation and streamflow, LaMoine River at Ripley

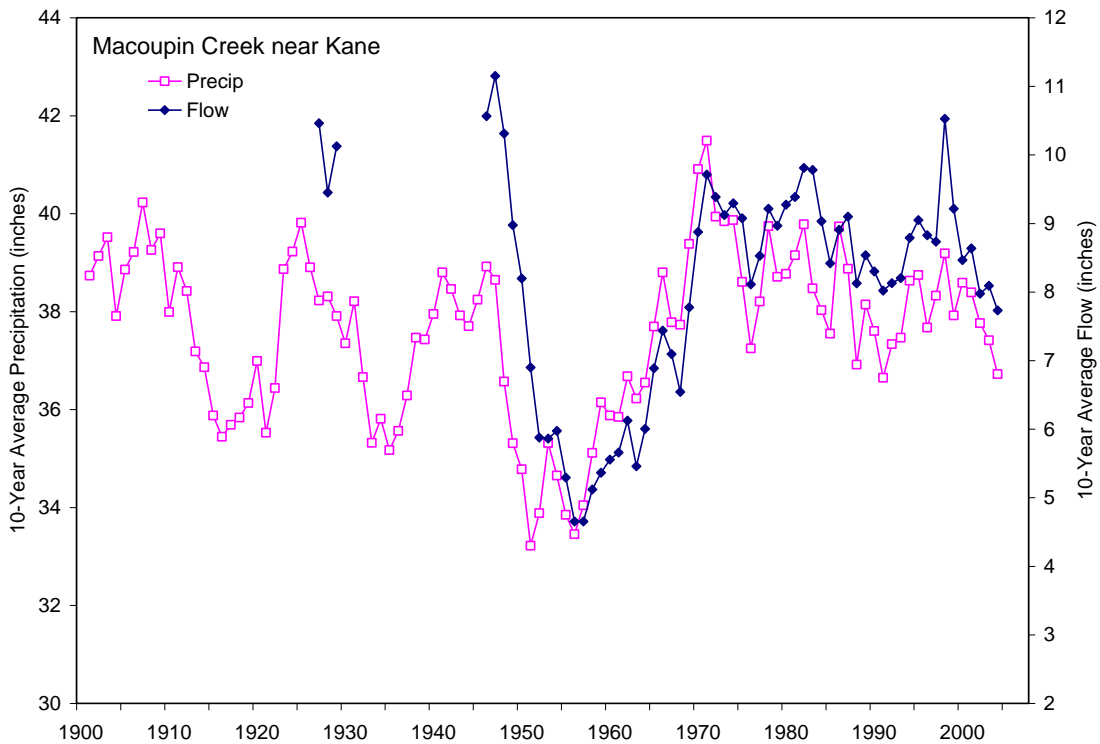


Figure 3-18. Ten-year average precipitation and streamflow, Macoupin Creek near Kane

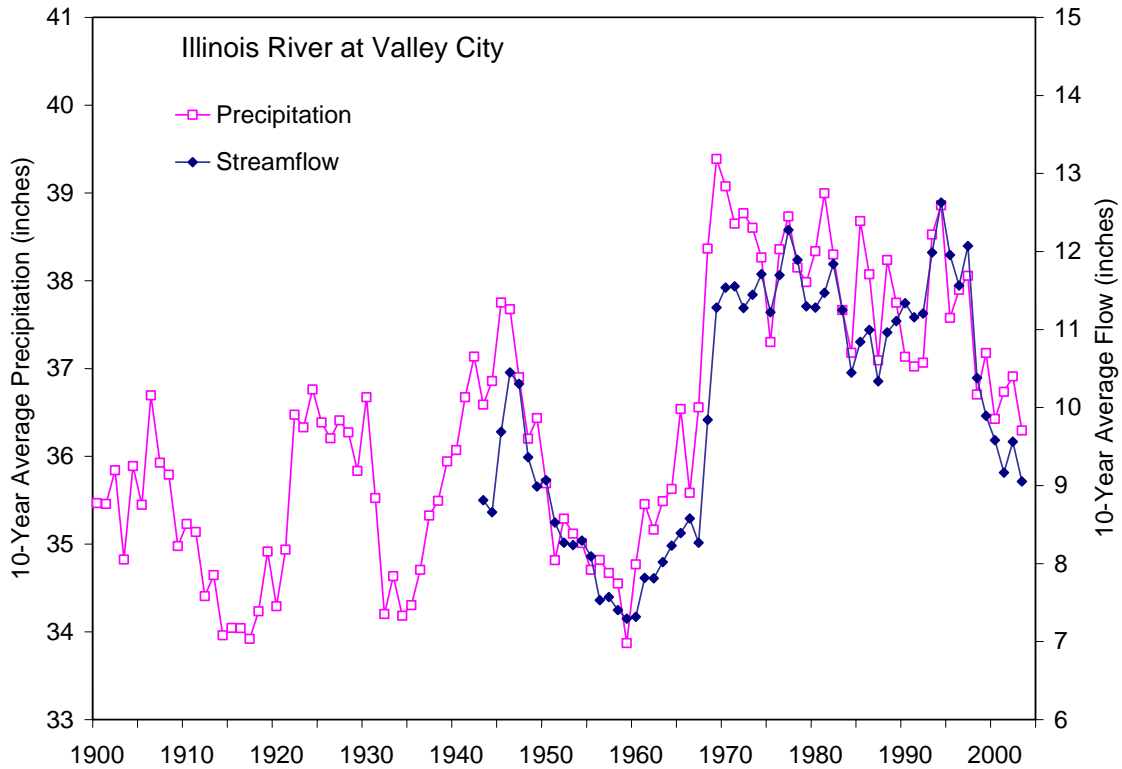


Figure 3-19. Ten-year average precipitation and streamflow, Illinois River at Valley City

Precipitation and streamflow trends shown in figure 3-12 are consistent with regional trends that have affected northern Illinois and much of the upper Midwest (Knapp, 2005). Statistical analyses of long-term streamflow records by Knapp (2005) using the Kendall tau-b trend statistic indicate that streamgauge records in northern Illinois, eastern Iowa, and Minnesota all exhibit increasing trends in average streamflow (figure 3-20). Conversely, long-term flow records in the southern two-thirds of Illinois generally do not show significant increases in streamflow.

Figures 3-13 to 3-18 illustrate that trends in precipitation and streamflow vary across the Illinois River watershed. Increasing trends are particularly evident in the Upper Illinois River watershed and its two primary tributaries, the Fox and Kankakee River (figures 3-13 and 3-14). In contrast, the Macoupin, LaMoine, and Sangamon River subwatersheds, in the southern portion of the Illinois River basin, show much less or no overall trend in precipitation or streamflow — even though these records show considerable variation in precipitation and streamflow from decade to decade. The Spoon River watershed, having an intermediate location, shows an increasing trend in flow amount, but to a lesser degree than the Fox and Kankakee River watersheds located farther to the north. In all cases, there is a strong correlation between average precipitation and streamflow.

The significance of the trends is identified using the Kendall tau-b statistic. The Kendall tau-b statistical test provides a quantitative measure of trend, with a coefficient value of 0 indicating no trend and a value of 1 indicating an absolute increasing trend. For the 93-year flow



Figure 3-20. Locations of long-term streamflow gages (at least 89 years of record) showing statistically significant trends in mean annual flow in the eastern United States (from Knapp, 2005)

records dating back to 1915, a coefficient value greater than or equal to 0.115 indicates an increasing trend at a 90 percent confidence level, and a value greater than or equal to 0.162 indicates an increasing trend at a 98 percent confidence level. Table 3-2 shows the Kendall Tau-b trend coefficients computed for two time periods, 1915-2007 and 1970-2007. The 1915-2007 trend analyses for the Fox, Kankakee, and Upper Illinois (Peoria-Kingston Mines) flow records show increasing trends with very high levels of confidence. The 1915-2007 trend analysis for the Spoon River record shows an increasing trend, with roughly a 94 percent level of confidence. The flow records for the tributaries located farther south in the watershed do not show a significant trend (having less than an 80 percent level of confidence). The 1915-2007 trend coefficient for the Illinois River at Valley City is not shown because the flow record does not date back to 1915.

Although flow records from the northern half of the Illinois River watershed display an general increasing trend over their full period of record, a closer look indicates: 1) there was a geographically widespread and sizable jump in average flow amount between the 1960s and 1970s (this jump also occurred in the southern part of the basin to a lesser extent); and 2) for most locations there has been little or no additional increase since the 1970s. In fact, for most

**Table 3-2. Kendall Tau-b Trend Statistics for Flow Records on the Illinois River and Major Tributaries**

<i>Streamgage record</i>	<i>Kendall Tau-b coefficient value period-of-record used in the analysis</i>	
	<i>1915-2007</i>	<i>1970-2007</i>
Fox River at Dayton	0.294	-0.135
Kankakee River at Momence	0.316	-0.007
Illinois River at Peoria-Kingston Mines	0.315	-0.144
Spoon River at Seville	0.127	-0.127
Sangamon River at Monticello	0.087	-0.081
LaMoine River at Ripley	0.075	-0.166
Macoupin Creek near Kane*	-0.009	-0.081
Illinois River at Valley City**	-----	-0.112

**Notes:**

\* The periods of record for the Macoupin Creek gage near Kane are 1921-1933 and 1941-2007.

\*\* The flow record at Valley City only extends back to 1939. The trend coefficient for the 1939-2007 period at Valley City, 0.162, is somewhat less than the trend coefficient for Peoria-Kingston Mines for the same time period (0.192).

locations, the average flows since 1995 have declined from the high flow levels that occurred from 1970 to 1995. Table 3-3 presents the average annual precipitation and streamflow amounts for the Illinois River and its major tributaries over the past 12 years (1996-2007) and compares these amounts to those for earlier periods (1915-1969 and 1970-1995) and to the overall long-term record. Except for the Kankakee River, the average flow from 1996-2007 for these rivers is much closer to the long-term average than it is to the higher flow amounts that were experienced from 1970 to 1995. Thus, with the exception of the Kankakee River watershed, it is reasonable to conclude that other flow records collected throughout the Illinois River watershed over the 1996-2007 timeframe may represent conditions similar to their expected long-term average condition.

Although it is not possible to predict how these trends will progress in the future, concerns expressed in previous decades regarding the potential for continued increases in flows throughout the Illinois River watershed (for example by Ramamurthy et al., 1989) for the time being may no longer be an issue. If anything, there may be growing concerns that the occurrence of drought periods such as existed prior to 1970 may become more frequent. This analysis does not specifically look at trends of flooding or low flows. However, for long-term gaging records in the Illinois River watershed, Knapp (2005) found that trends in high flows and low flows tended to be coincident and proportional to trends in average flow.

**Table 3-3. Average Annual Precipitation and Streamflow (inches)  
for Different Periods of Record**

**Precipitation**

<i>Watershed</i>	<i>1915-2007</i>	<i>1915-1969</i>	<i>1970-1995</i>	<i>1996-2007</i>
Fox	33.7	32.6	35.9	34.4
Kankakee	37.0	35.5	39.5	38.4
Upper Illinois (Peoria)	36.3	35.2	38.3	37.1
Spoon	35.7	34.9	37.7	34.8
Sangamon	38.9	38.1	40.7	38.9
LaMoine	36.6	35.8	38.6	35.9
Macoupin	37.4	37.0	38.6	36.9
Entire Illinois (Valley City)	36.5	35.6	38.3	36.6

**Streamflow**

<i>Watershed</i>	<i>1915-2007</i>	<i>1915-1969</i>	<i>1970-1995</i>	<i>1996-2007</i>
Fox	9.3	7.7	12.1	10.0
Kankakee	12.3	10.9	14.7	13.5
Upper Illinois (Peoria)	10.2	8.8	12.9	10.8
Spoon	9.1	8.0	11.3	9.2
Sangamon	10.4	9.5	12.4	10.1
LaMoine	8.7	7.7	10.7	8.2
Macoupin	8.4	8.1	9.1	7.8
Entire Illinois (Valley City)	9.8	8.4	11.7	9.5



## 4. Model Development and Application

The Illinois State Water Survey has been developing a watershed model for the Illinois River basin in support of the Illinois River Ecosystem project. In the initial phase, a hydrologic model of the entire Illinois basin has been developed and used to evaluate potential impacts of land use changes and climate variability on streamflow in the Illinois River basin. The model is based on the U.S. Environmental Protection Agency's BASINS 3.0 modeling system. The Hydrologic Simulation Program – FORTRAN or HSPF (Bicknell et al., 2001) which is part of BASINS was used to simulate the hydrology of the Illinois River basin. The HSPF is a comprehensive and dynamic watershed model that also has the capability to simulate water quality and sediment transport.

To make the model applicable for assessing and evaluating the impact of CREP and other land use changes on water quality and sediment transport, the Water Survey has been developing the sediment transport and water quality capabilities of the HSPF model for the Illinois River basin. The initial effort has focused on the Spoon River watershed (figure 4-1) where two of the four intensively monitored watersheds, Court and Haw Creek, are located. Streamflow, sediment, and water quality data being collected at three monitoring stations are being used to calibrate and test the model for the Spoon River watershed. Once the calibration and validation process are completed for the Spoon River watershed, the model parameters can be used to develop models for other similar watersheds to simulate the hydrology, sediment transport and water quality under different climatic and land use scenarios. Over time, as land use practices change significantly as a result of CREP and other conservation practices, the models being developed will provide the tools to evaluate and quantify changes in water quality and sediment delivery to the Illinois River.

The progress in model development for the Spoon River watershed is discussed in the following sections.

### HSPF Model

The HSPF model is a conceptual, comprehensive, long term continuous simulation watershed scale model which simulates non-point source hydrology and water quality, combines it with point source contributions, and performs flow and water quality routing in the watershed and its streams. The HSPF model simulates land-surface portion of the hydrologic cycle by a series of interconnected storages – an upper zone, a lower zone, and a ground-water zone. The fluxes of water between these storages and to the stream or atmosphere are controlled by model parameters. The model uses a storage routing technique to route water from one reach to the next during stream processes.

For sediment simulation, the surface erosion component of the HSPF model performs processes such as sediment detachment from the soil matrix in the pervious land segments during rainfall event, washoff of this detached sediment, scour of the soil matrix, and reattachment or compaction of the sediment. Storage and washoff of sediments from the impervious surfaces is



Figure 4-1. Location of the Spoon River watershed

also considered. The sediment load and transport in the stream channel is dependent on the particle diameter, density, fall velocity, shear stress for deposition and scour, and erodibility. The noncohesive (sand) and cohesive (silt and clay) sediment transport is simulated in the model using different subroutines.

Nutrients in the watershed soil in the HSPF model are simulated either as attached to organic or inorganic solids, dissolved in the overland flow, or as concentrations in the subsurface flow reaching the streams laterally. For both nitrogen and phosphorous compounds, the processes simulated include immobilization, mineralization, nitrification/denitrification (nitrogen only), plant uptake, and adsorption/desorption. The nutrient loads from the watershed undergo further transformation in the stream reaches.

## **Model Input Data**

The HSPF model requires spatial information about watershed topography, river/stream reaches, land use, soils, and climate. The hourly time-series of climate data required for hydrologic simulations using HSPF include precipitation, potential evapotranspiration (ET), potential surface evaporation, air temperature, dew-point temperature, wind speed, and solar radiation. The hourly precipitation data from the two ISWS gages, one each in Court Creek (ISWS31) and Haw Creek (ISWS32) watersheds, were used (figures 4-2 and 4-3). Daily precipitation data from the MRCC (Midwestern Regional Climate Center) gaging station at Galesburg (ID 113320) was also used after it was disaggregated into hourly data based on the hourly precipitation data from an ICN (Illinois Climate Network) station located in Monmouth (MON). The other time series of the climate inputs for the above three precipitation stations were obtained from the ICN station at Monmouth. Daily data from nine additional MRCC stations (figure 4-4) in or near the Spoon River watershed were also disaggregated into hourly data based on the hourly data from three stations at Peoria, Moline, and Augusta, as found in the BASINS database. These additional stations were used for the Spoon River watershed model.

For topographic inputs, the 30-meter Digital Elevation Model (DEM) raster dataset produced by the Illinois State Geological Survey (ISGS) and the United States Geological Survey (USGS) was used. The high resolution National Hydrography Dataset (NHD) developed by the USGS was used to provide stream/river reach information to the model. The land use data were obtained from the Illinois Department of Agriculture which is based on the satellite imagery of the State of Illinois acquired from three dates during the spring, summer, and fall seasons of 1999 and 2000. Land use in the study watersheds was classified as corn, soybean, rural grassland, forest, urban, wetland and other (figures 4-5, 4-6, and 4-7). The soils data were based on digitized County Soil Association Maps of the Knox County and the STATSGO dataset (figure 4-8). The soil type for various parts of the study watersheds were determined spatially from the digitized soils maps, but the parameters corresponding to the soil type were manually entered during development of the HSPF model.

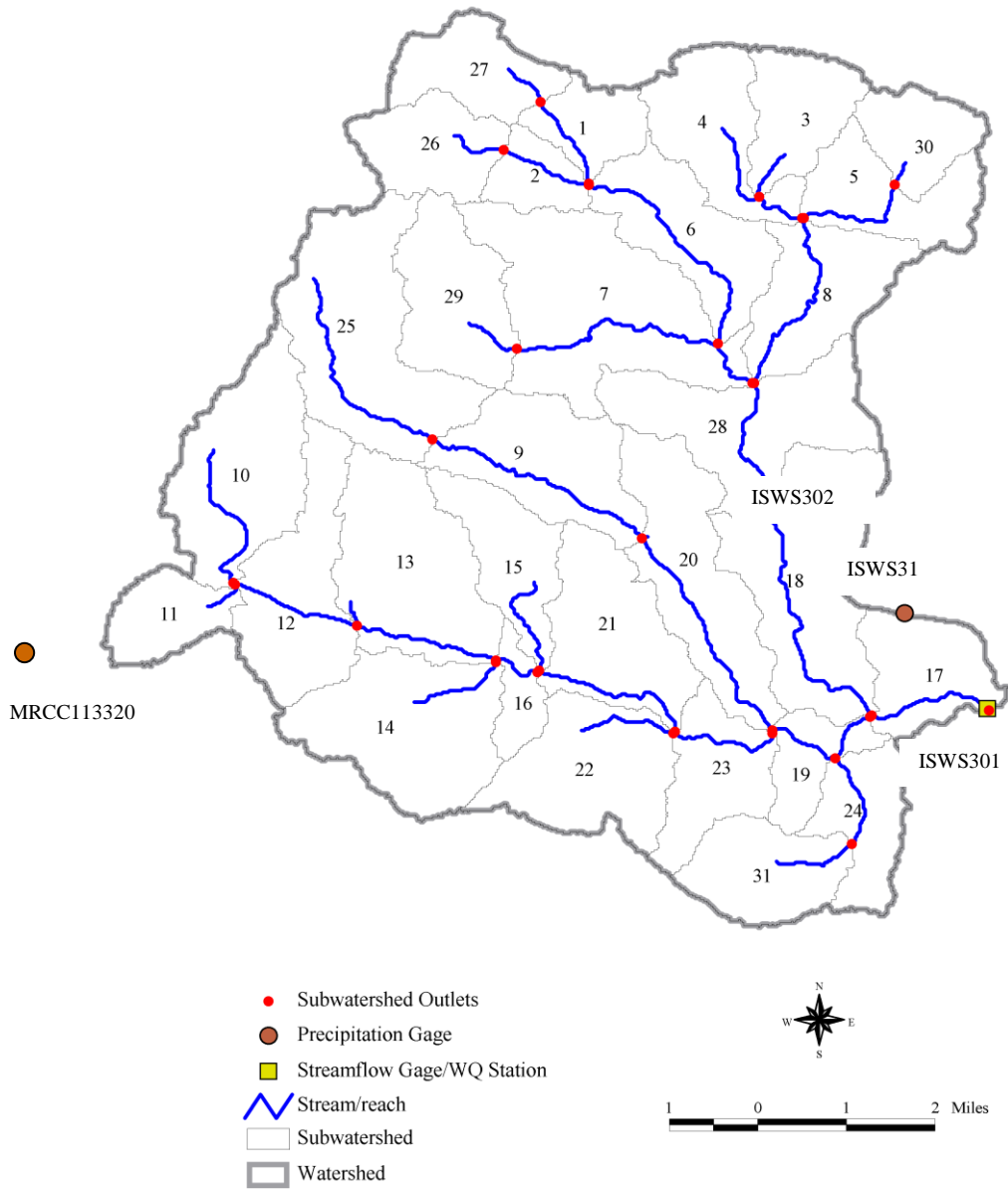


Figure 4-2. Schematic of the subwatershed and stream delineation, and precipitation gages used for the Haw Creek model



Figure 4-3. Schematic of the subwatershed and stream delineation, and precipitation gages used for the Haw Creek model

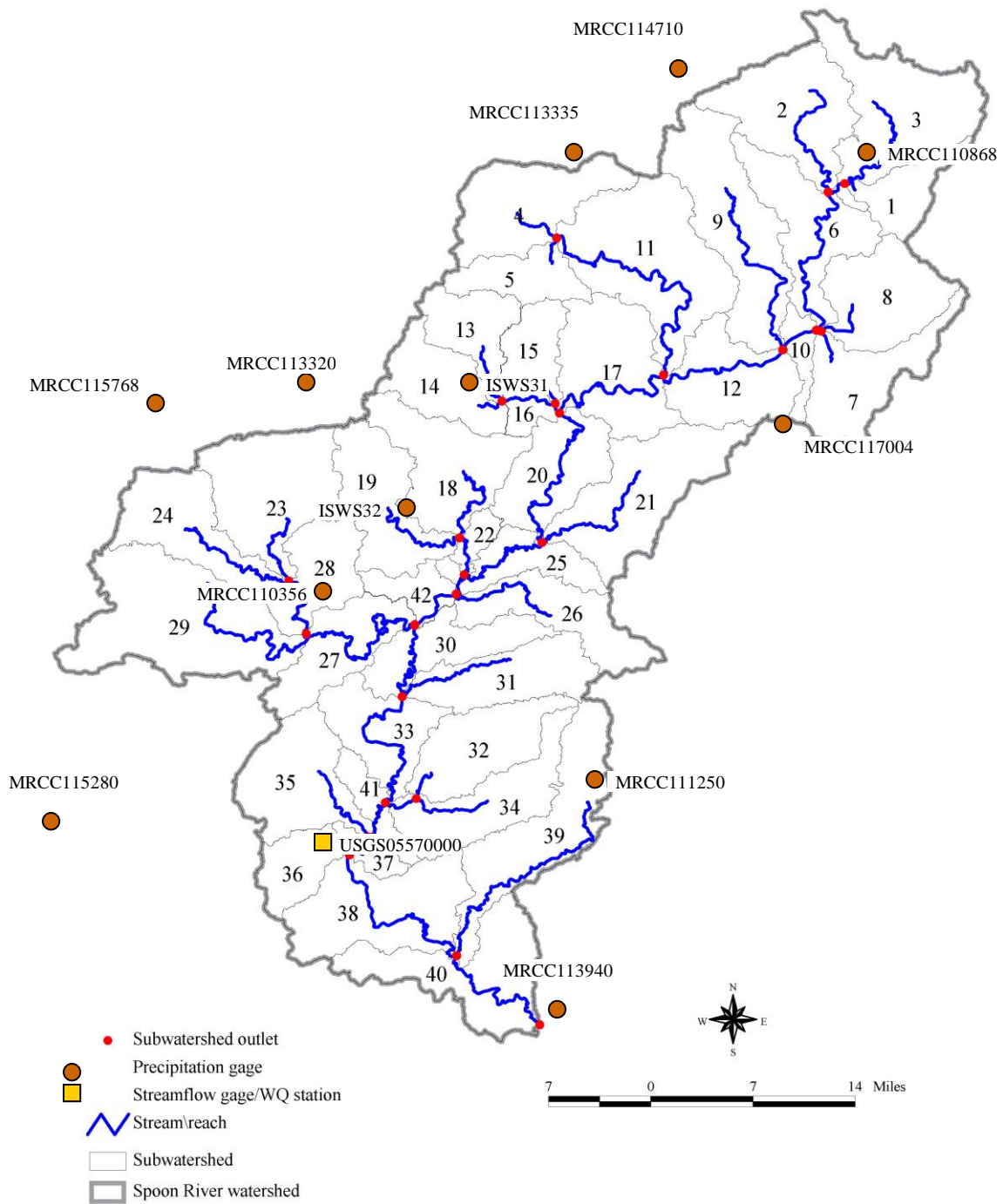


Figure 4-4. Schematic of the subwatershed and stream delineation, and precipitation gages used for the Spoon River watershed model

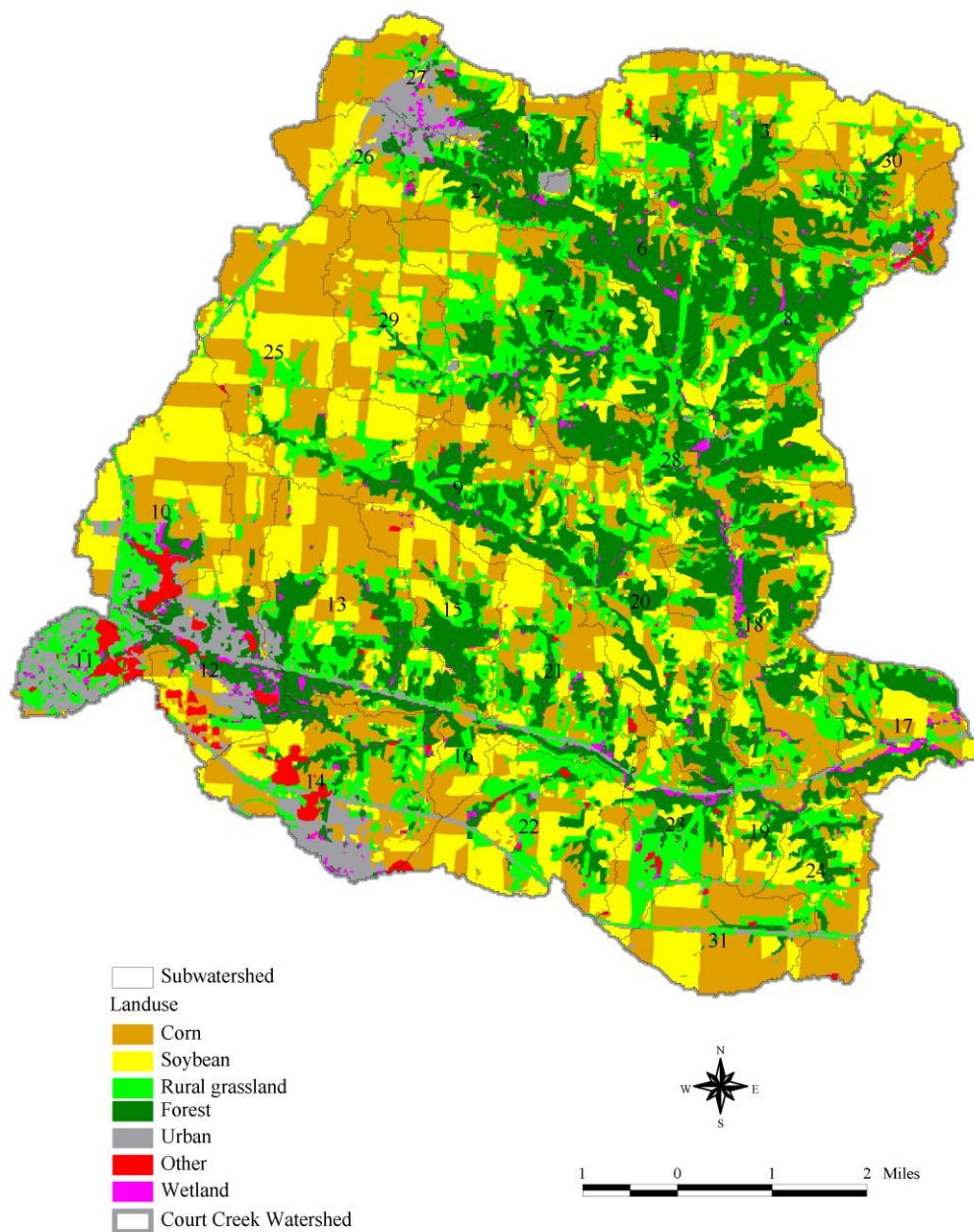


Figure 4-5. Land use in the Court Creek watershed

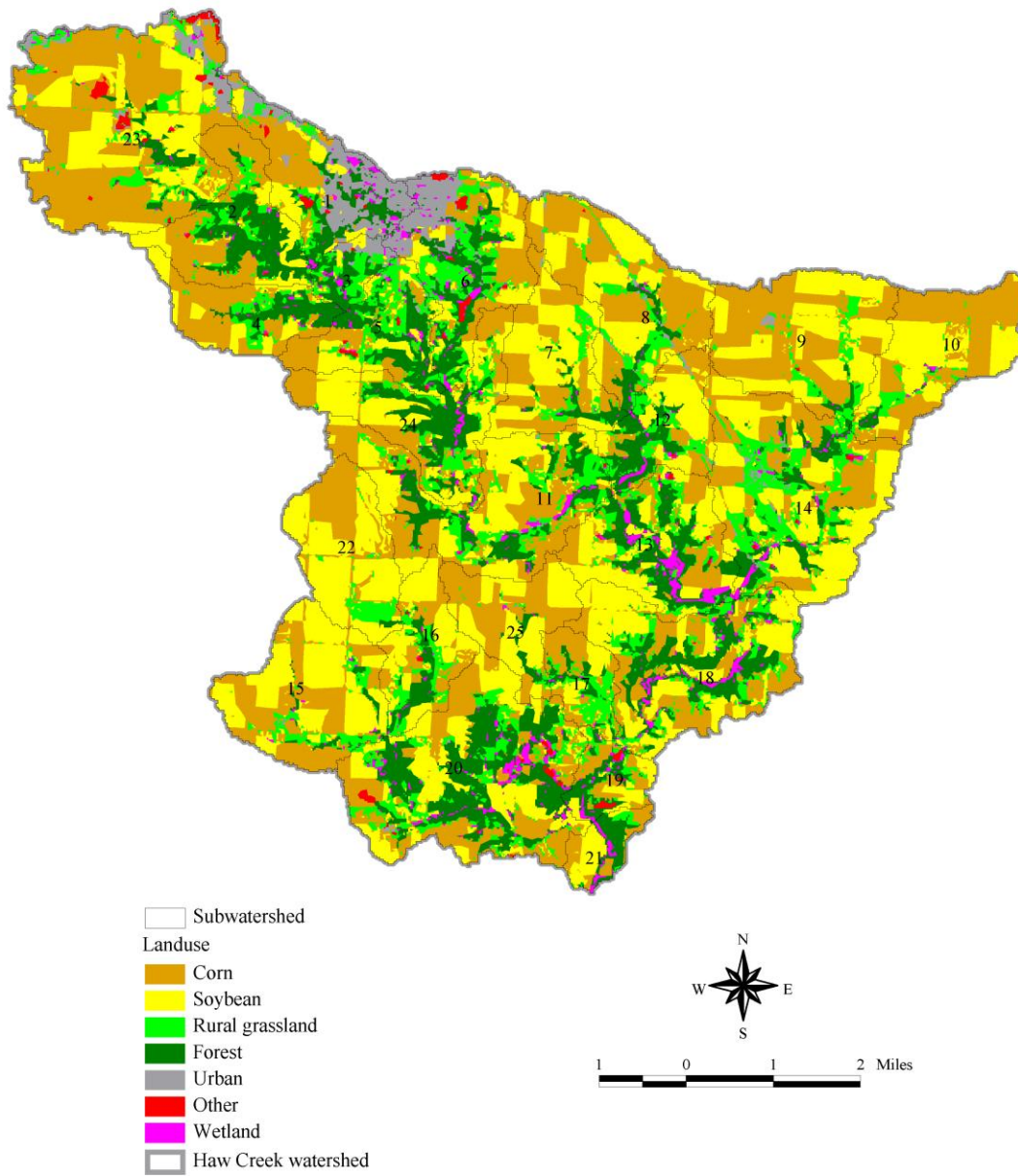


Figure 4-6. Land use in the Haw Creek watershed



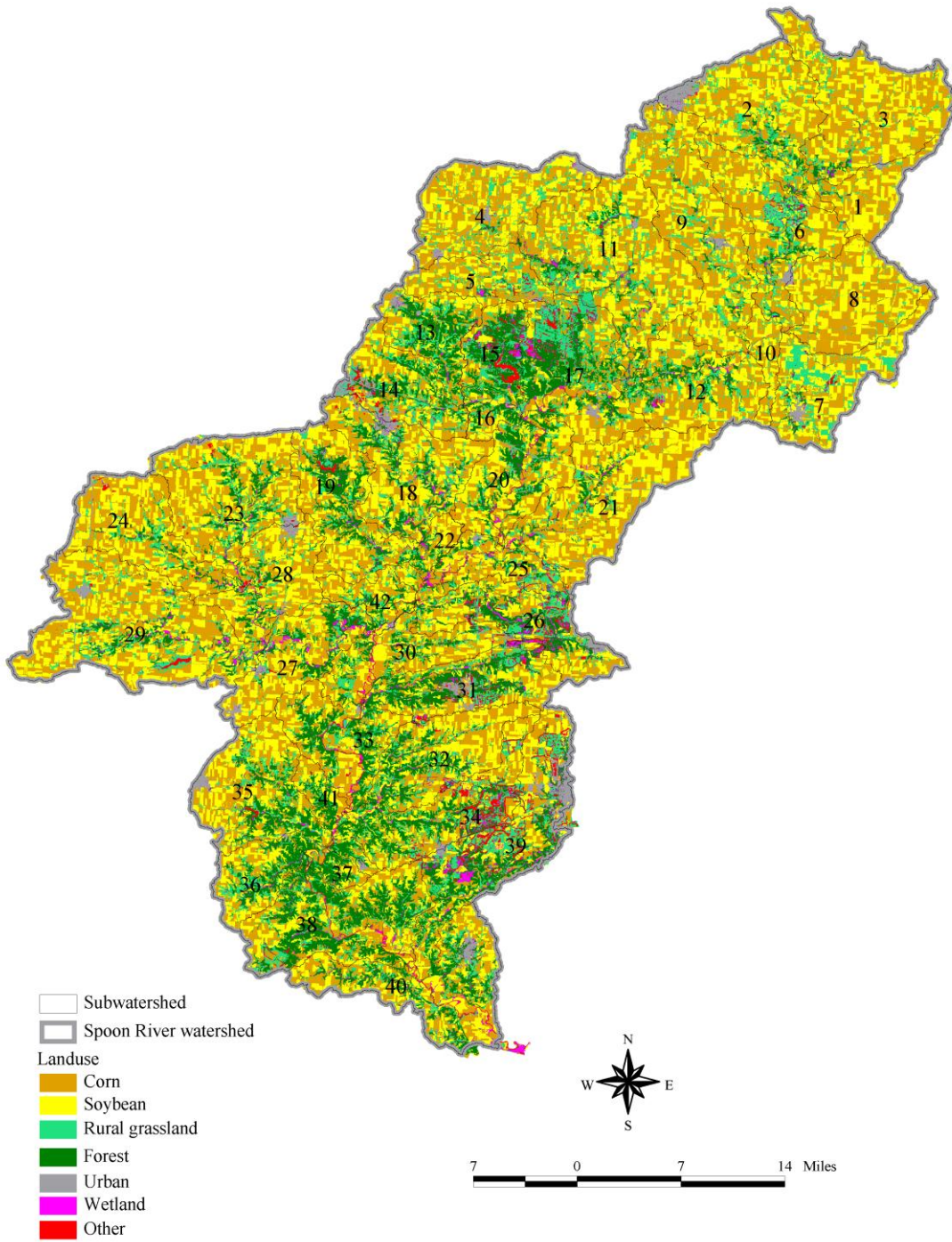


Figure 4-7. Land use in the Spoon River watershed

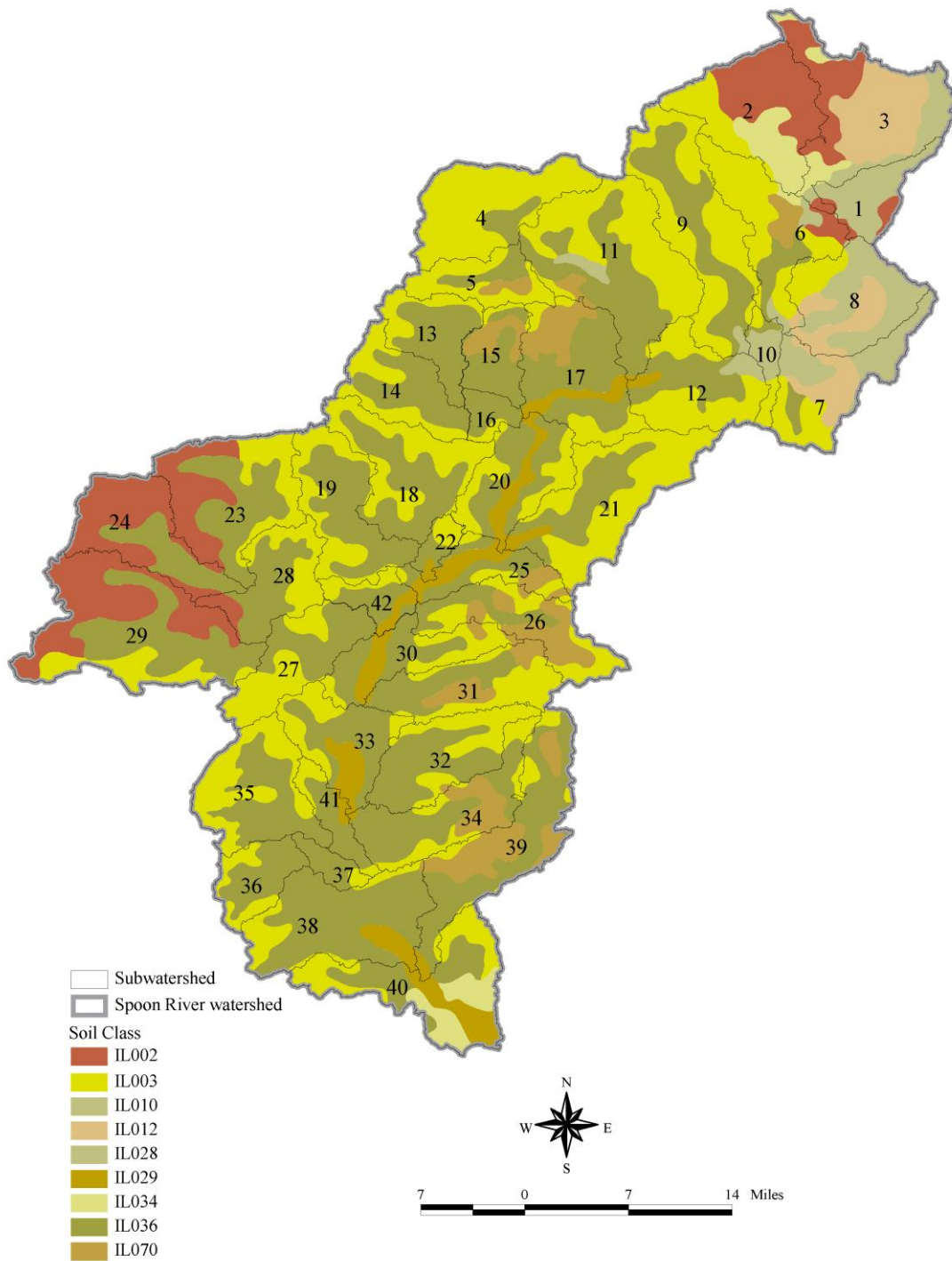


Figure 4-8. Soil types in the Spoon River watershed

## Model Development

Based on the topographic and hydrographic data, the watersheds were subdelineated into smaller hydrologically-connected subwatersheds and stream reaches, and respective outlets. The Automatic Delineation procedure in BASINS with an option of 'burning in' existing streams was used. Subdelineation was done for representing spatially variable physical and other characteristics of a watershed in the HSPF model. The Court, Haw, and Spoon River watersheds were subdivided into 31, 25, and 42 subwatersheds, respectively (figures 3-2, 3-3, and 3-4). During subdelineation, outlets were specified in the models corresponding to the streamflow gaging/water quality monitoring stations on the North Creek (ISWS302), Court Creek (ISWS301), Haw Creek (ISWS303), and the USGS streamflow gaging station at Seville (USGS05570000) in the Spoon River watershed (figures 3-2, 3-3, and 3-4). The subwatersheds were further subdivided into Hydrologic Response Units (HRUs) based on land use, soil, and climate to account for the spatial variability of a basin's physical and hydrologic characteristics at a finer scale. An HRU is an area within a watershed that is expected to have a similar hydrologic response to input of precipitation and evapotranspiration. Each HRU has a set of parameter values that must be determined through the calibration process to define runoff characteristics as well as loading of various constituents from that HRU. In the Court Creek watershed HSPF model, climate data from the Court Creek and Galesburg precipitation gages were input to different subwatersheds based on the proximity. Similarly, in the Haw Creek HSPF model data from the Haw Creek and Galesburg gages were input to various subwatersheds. In case of Spoon River watershed HSPF model, data from all ten MRCC stations were specified for different subwatersheds based on their proximity to the gages.

Model of the Court Creek watershed was developed first using two years (WY2001-WY2002) streamflow and sediment concentration data from the ISWS301 streamflow gage/WQ station on the Court Creek. Calibrated model parameters from this model were then used to populate the models of the Haw Creek and Spoon River watersheds. No further calibration of these two models was performed. Haw Creek watershed model was run for the same two year period as Court Creek watershed model and the model results were compared with the observed data from the ISWS303 gage on the Haw Creek. Since long-term climate and streamflow data were available for the Spoon River watershed, this model was run for 1972-1995 period using data from the USGS05570000 at Seville.

## Modeling Results

Values of a large number of HSPF model parameters can not be obtained from field data and need to be determined through model calibration exercise. The Court Creek watershed model was calibrated to assign best possible parameter values to each HRU and stream reach so that the model simulated daily streamflows and pollutant concentrations similar to the values observed at the gaging/monitoring stations. Calibration of the hydrologic component of the model was followed by the calibration of the water quality component for the sediment concentration. Model was run for hourly time step. For the two year calibration period of WY2001-WY2002, percent volume error between the model simulated and observed streamflows at gages ISWS301 on the Court Creek and ISWS302 on the North Creek were 1.2% overestimation, and 3.5%

underestimation, respectively. Comparisons of the daily streamflows simulated by the model for WY2001-WY2002 period with those observed at gages ISWS301 and ISWS302 are shown in figures 4-9a and 4-9b. The performance of this preliminary model is promising and overall the simulated streamflows follow the similar trend as the observed values. The timings and shape of the simulated streamflow hydrographs resemble the observed ones but some peak flows were underestimated by the model. In this study the model was not calibrated to match the individual stormflow events, rather it was calibrated to fit the long-term and daily data over the two year calibration period. Also, data from only two precipitation gaging stations, both near the boundary of the watershed (figure 4-2), were used to spatially represent the precipitation over the entire watershed. It is possible that rainfall measured for a particular event at one of the gages did not represent the rainfall that actually occurred in different parts of the watershed, thereby resulting in discrepancies between the observed and simulated streamflow hydrographs. Thus, more precipitation gaging stations will help improve the performance of the hydrologic model by more accurately simulating the stormflow hydrographs.

For sediment simulation by the model in the Court Creek watershed, parameters controlling soil erosion on the surface and sediment transport in the stream channel were calibrated. Comparison of sediment concentration simulated by the model and those observed at gages ISWS301 and ISWS302 are shown in figure 4-10 for the WY2001-WY2002 period. The simulated values generally followed the same trend as the observed sediment concentration values at both gages. Since most soil erosion occurs during extreme runoff events, some high sediment concentrations were underestimated by the model as a result of poor estimation of the stormflow peaks by the model during hydrologic simulations.

Streamflow and sediment concentration simulation results from the Haw Creek watershed model are compared with the observed data as shown in figures 4-11 and 4-12, respectively. Similar results from the Spoon River watershed model are shown in figures 4-13 and 4-14. In this preliminary phase, the performances of these two models were similar to the calibrated model of the Court Creek watershed. Performance of these models can be improved in the future if climate, streamflow, and water quality data are available for more stations and longer time period to improve the model calibration.

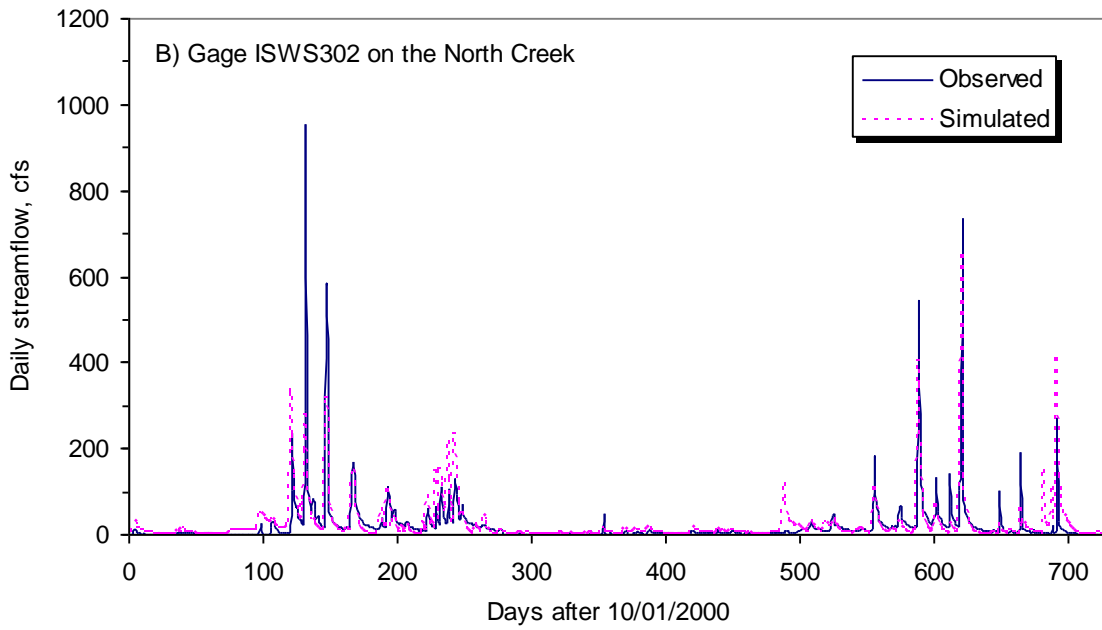
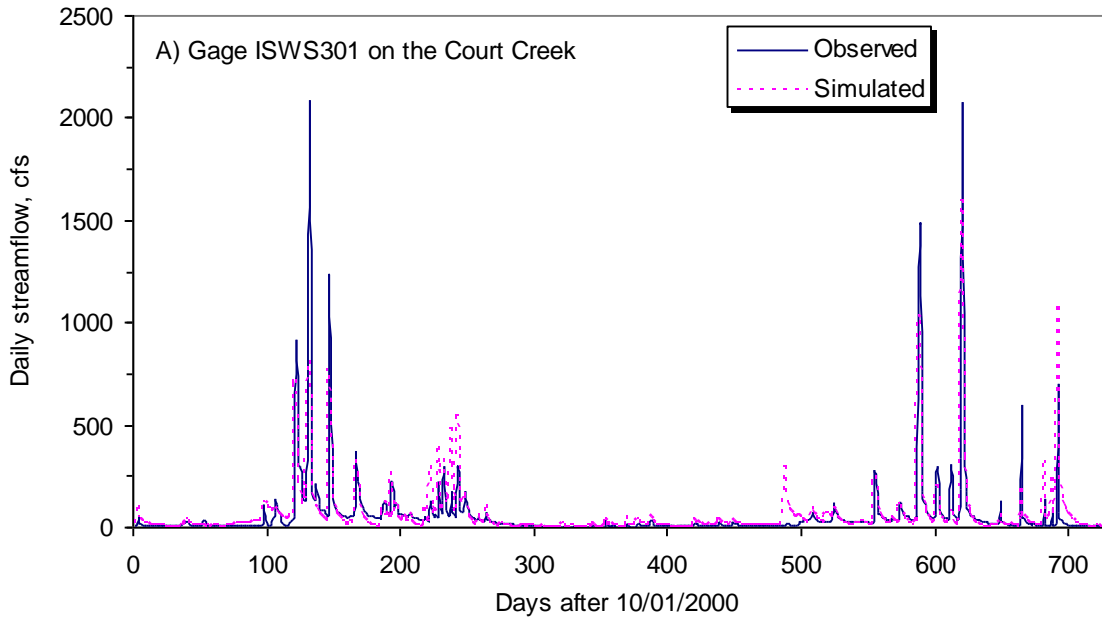


Figure 4-9. Results of model calibration for streamflow simulation for the Court Creek watershed

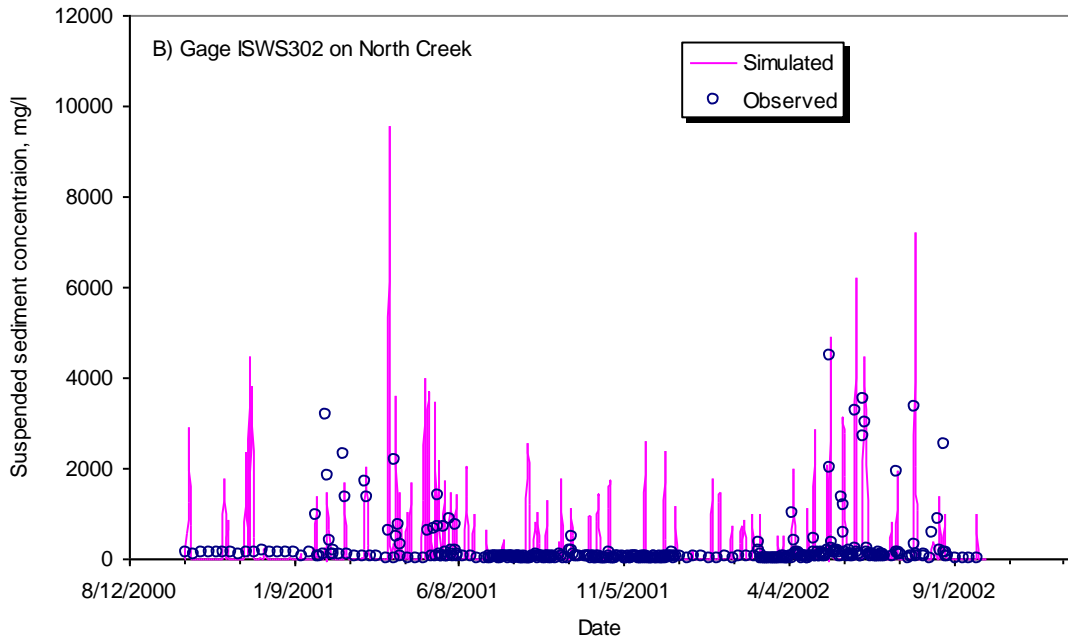
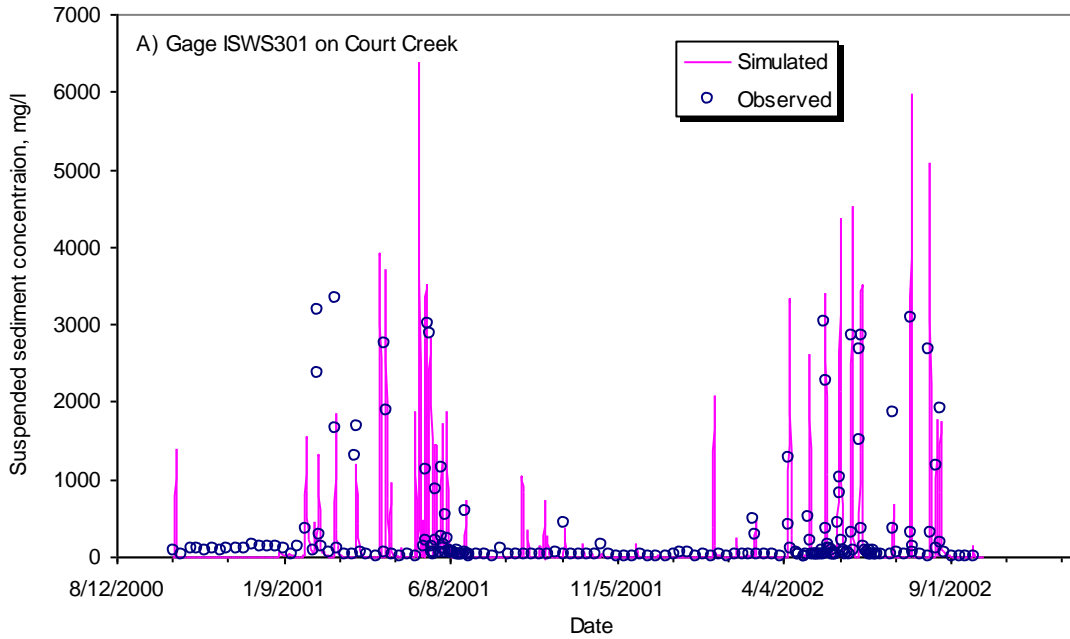


Figure 4-10. Preliminary results of model calibration for suspended sediment concentration simulation for the Court Creek watershed

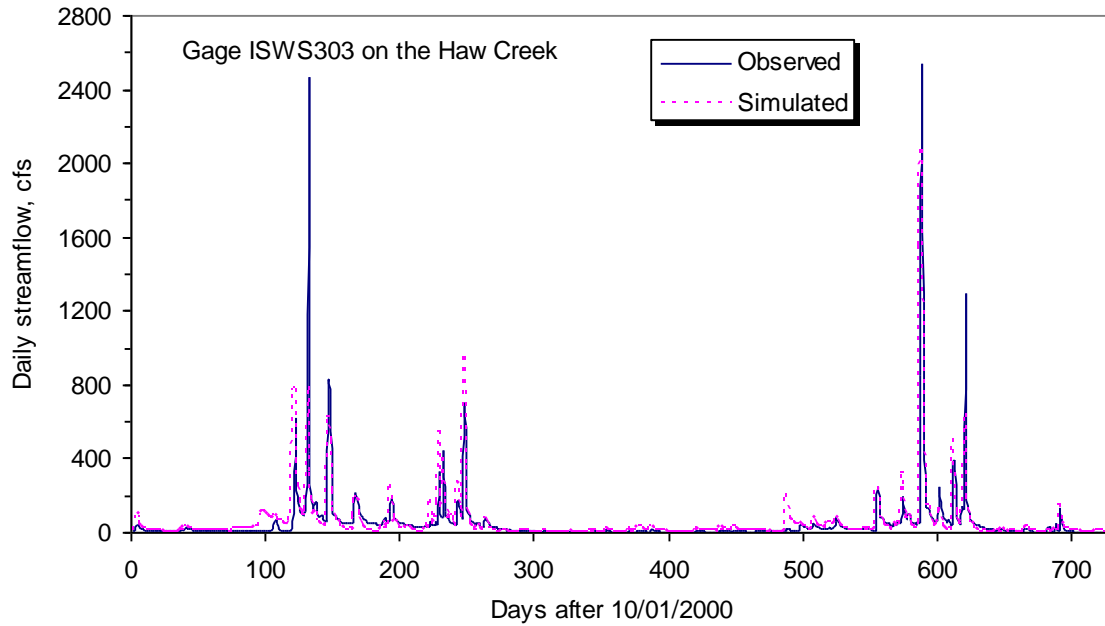


Figure 4-11. Comparison of observed and simulated streamflow by the Haw Creek watershed model developed using the calibrated parameters from the Court Creek watershed model

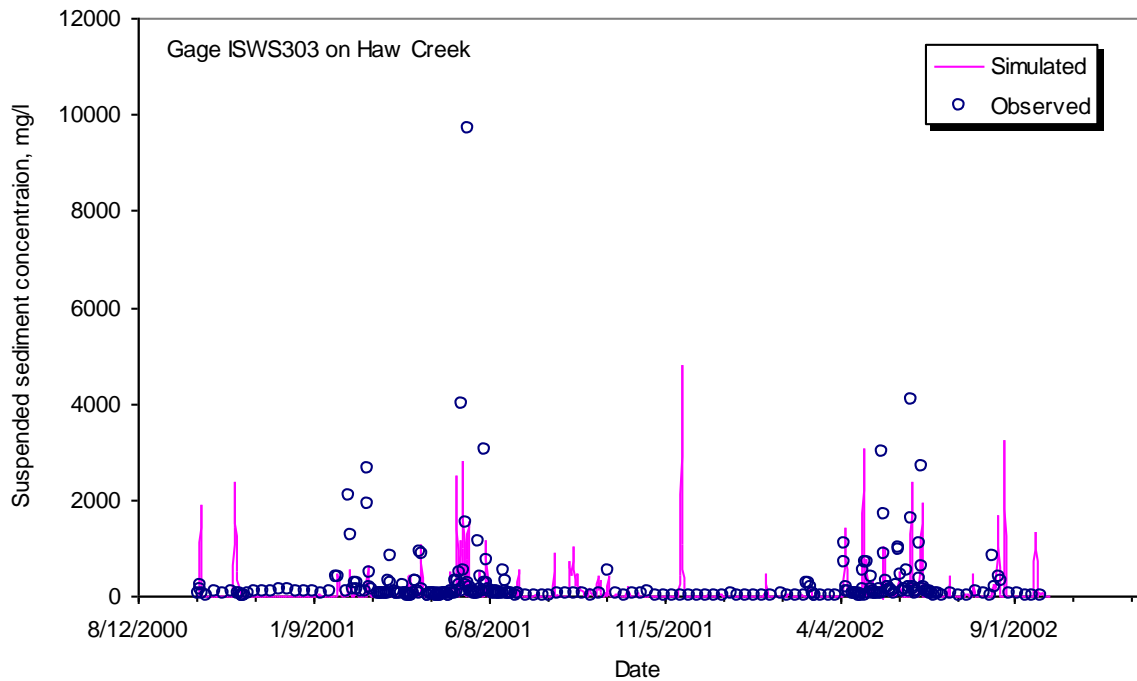


Figure 4-12. Preliminary results for suspended sediment concentration from the Haw Creek watershed model developed using the calibrated parameters from the Court Creek watershed model

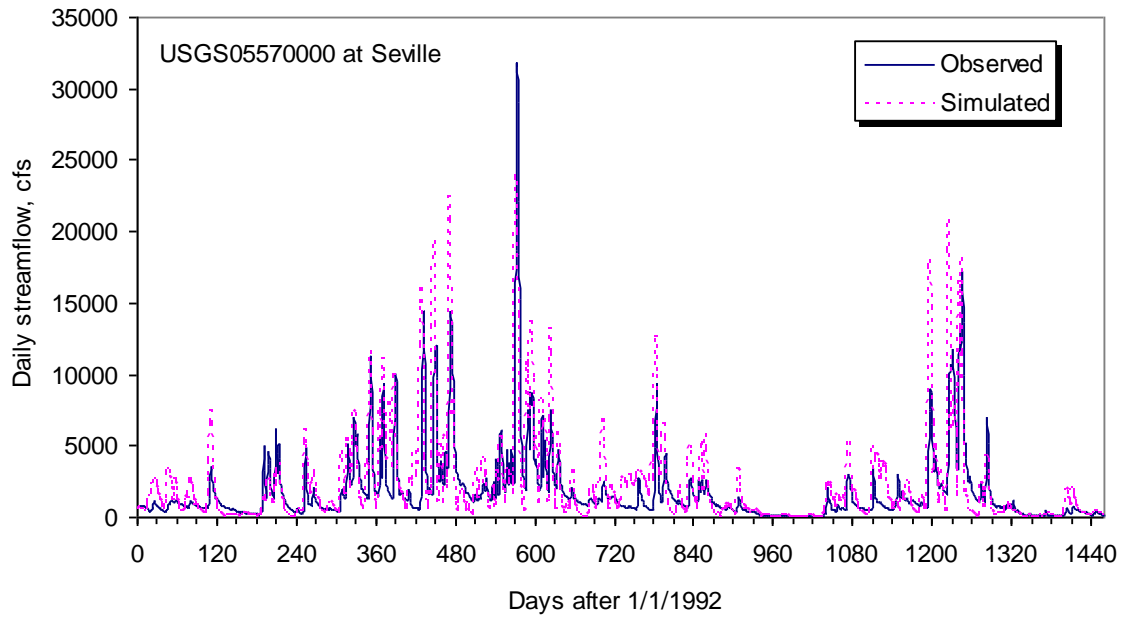


Figure 4-13. Comparison of observed and simulated streamflow simulation by the Spoon River watershed model developed using the calibrated parameters from the Court Creek watershed model

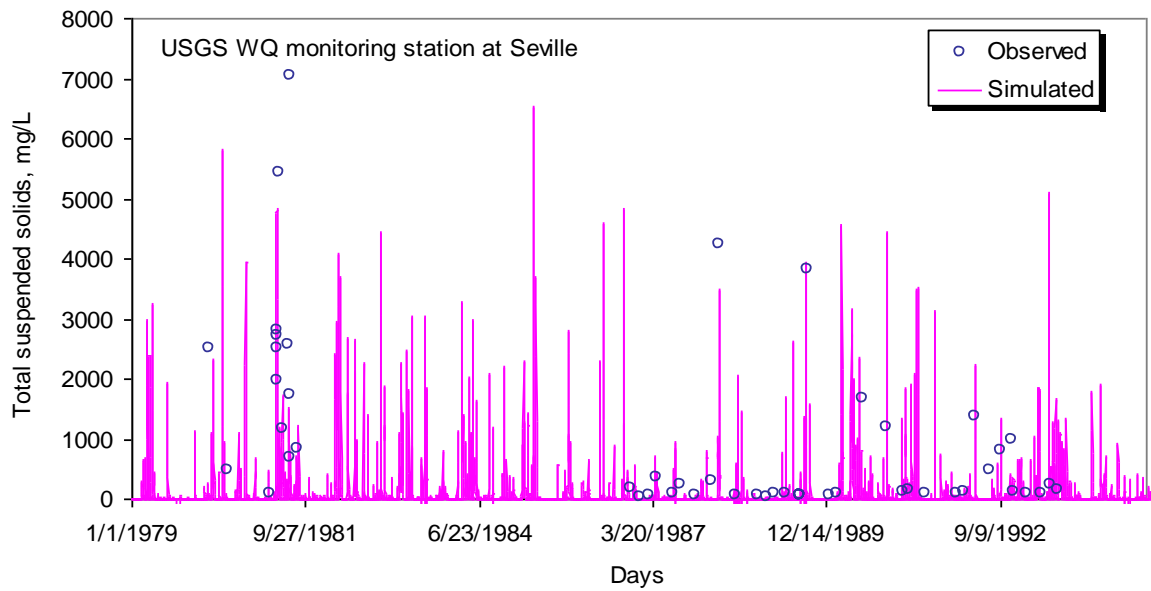


Figure 4-14. Preliminary results for suspended sediment concentration from the Spoon River watershed model developed using the calibrated parameters from the Court Creek watershed model



## 5. Analyses and Discussion

### Sediment Loadings

Based on sediment records since 1980, the Illinois River on the average receives approximately 12 million tons of sediment annually from tributary streams (Demissie et al., 2004). About 55 percent of the sediment delivered to the river (6.7 million tons) is deposited in the river, backwater lakes, and side channels along the river. Most of this sediment is generated in the tributary watersheds to the Lower Illinois River, with the Spoon and LaMoine River watersheds as the highest per unit area generators of sediment among the major tributaries. The smaller tributaries draining directly to the river also contribute significant sediment. Controlling the erosion processes that are producing excessive sediment and reducing sediment delivery to the Illinois River will be a long-term effort, since sediment storage and mobilization along major rivers is a slow process. It will take some time to flush the sediment already in the system. In the initial phase of a restoration project, the major goal is to stabilize the system so that the erosion process is not accelerating and generating more sediment. The readjustment processes will take a number of years to reach a dynamic equilibrium condition where the natural processes of erosion and sedimentation are in balance. The long-term goal of the Illinois River restoration projects is to reach such a state where continued excessive sedimentation is eliminated.

To assess these processes, long-term monitoring is needed. The CREP program has been collecting sediment data at selected watersheds to supplement other monitoring programs. The data collection for the CREP program started in 1999 and has generated eleven years of data. The annual sediment load data for each of the five CREP monitoring stations have been presented in chapter 2. Because of the short duration of data collection program, this data cannot yet be used to assess long-term trends. However, the short-term trends are shown in figure 5-1, where the sediment load per unit area was normalized by the runoff in inches to account for the variability of runoff from year to year. Even though the extreme wet year 2008 stands out as the year with the highest yield (for Panther and Cox Creeks), the general trend for the other stations is a gradual decrease or no trend. Again, these are short term trends and any major climatic or hydrologic variability in the coming year could change the trends, as illustrated with the influence of 2008 on Panther and Cox Creeks. As we continue the monitoring program, the trends will be more clear and reliable as the duration of the monitoring period increases.

The data were also compared with historical data collected by the USGS for small watersheds in the Illinois River basin as shown in figure 5-2. As shown in the figure, the CREP dataset is consistent with the older dataset and will be used to develop improved sediment delivery estimates for small watersheds in the Illinois River basin and improve our assessment and evaluation capability.

To assess long-term trends, data collected by the USGS and ISWS since 1980 were used to compute sediment delivery for the major tributaries to the Lower Illinois River. For the USGS data, sediment delivery from the three major tributary watersheds to the Lower Illinois River was computed for the downstream gaging stations near the outlet of the watersheds using the same methods developed by Demissie et al. (2004). The outflow of sediment from the Illinois River basin is measured at Valley City. The sediment loads and the corresponding water discharges for

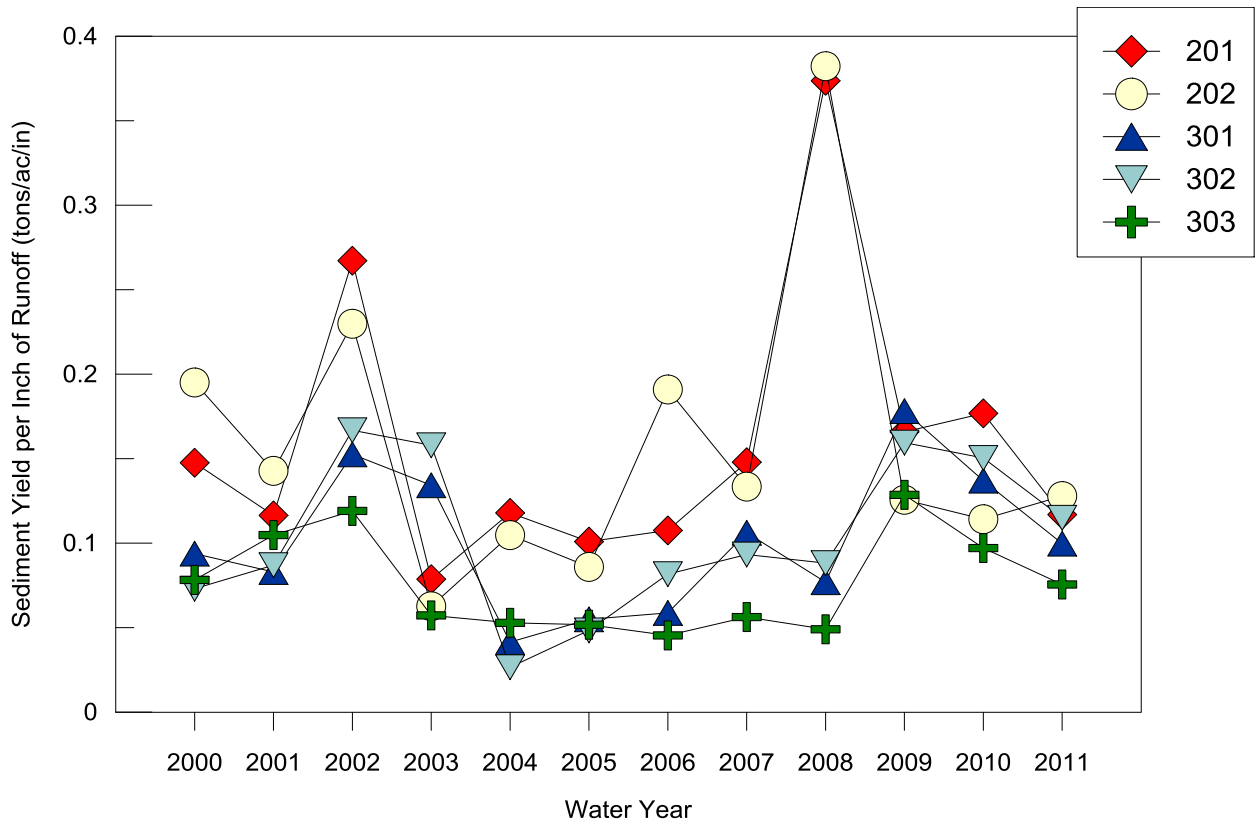


Figure 5-1. Variability of sediment yield per inch of runoff for CREP monitoring stations

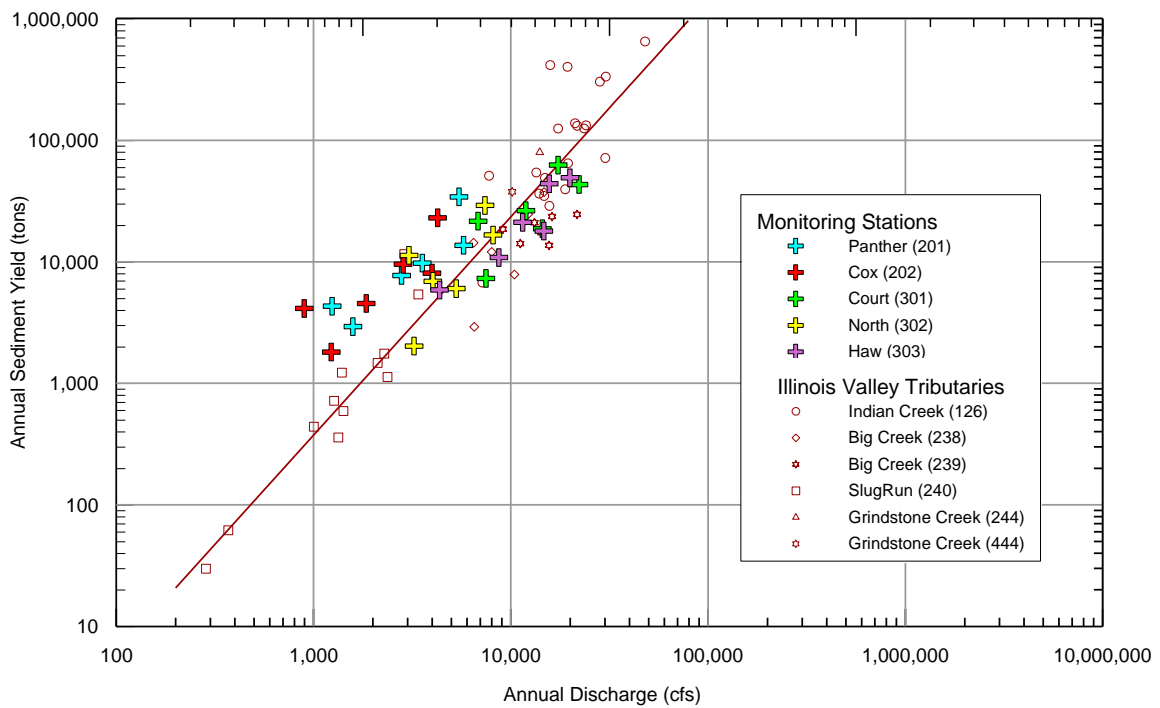


Figure 5-2. Comparison of sediment load from CREP monitoring stations with historical sediment data for small watersheds by the USGS

five-year increments since 1980 are shown in figure 5-3. The period 1991-1995 generally shows the highest sediment delivery to the Illinois River and the highest outflow from the Illinois River for the period under consideration, primarily because of the 1993 major floods. Since that period, sediment delivery from the tributaries and outflow from the Illinois River have generally been decreasing. If these trends continue into the future, there would be significant reduction in sediment delivery to the Illinois River.

Similar trends are also observed from the analyses of sediment data collected by the ISWS for the Benchmark Sediment Monitoring Program for Illinois Streams. The Benchmark Sediment Monitoring Program has been collecting weekly sediment data at selected monitoring stations throughout the state since 1980 (Allgire and Demissie, 1995). The data collected over that last 25 years have been processed and analyzed to observe trends in sediment concentrations and loads (Crowder et al., 2008). Figures 5-4 to 5-6 show the trend in sediment load since 1980 for the Spoon River at Long Mills, LaMoine River at Ripley, and Sangamon River at Monticello, respectively. All three stations show a decreasing trend since 1980.

## **Nutrient Loadings**

To assess long-term trends in nutrient loadings as conservation practices are implemented, the state has been collecting nutrient data at the five CREP monitoring stations where sediment data have been collected since 1999. Even though there are some low and high nutrient load years, the dataset is not long enough to assess long-term trends in nutrient loading. However, the short-term trends based on the data collected so far are shown in figures 5-7 and 5-8 for nitrate-N and total phosphorous yields per inch of runoff. The nutrient yield values were divided by the inches of runoff to partly remove the effect of the variability of runoff from year to year. As shown in figure 5-7, the nitrate-N yields do not show any significant trend except for the jump in yield from 2000 to 2001 for stations 201 and 202 and a gradual decline since 2006 for all stations. Figure 5-8 shows no significant trend for total phosphorous over the whole monitoring period except for the jump in yield in 2000 and 2008 for stations 201 and 202.

Long-term data collected by the Illinois EPA as part of their Ambient Water Quality Monitoring Network can, however, provide a fair indication of the general long-term trend in nutrient delivery to the Illinois River. Figure 5-9 shows annual nitrate-N yields in tons per square mile from the three major tributaries of the Lower Illinois River (Spoon, Sangamon, and LaMoine Rivers). Nitrate-N represents about 70 percent of the total nitrogen load in most of Illinois' agricultural watershed, and thus is a good surrogate for total nitrogen load. As can be seen in the figure, the nitrate yields can range from almost zero during a drought year like 1989 to a high of about 11 tons per square mile during a major wet period like the 1993 flood year. Therefore, climatic factors do play a major role in nutrient transport and delivery. The most important observation that can be made for the figure is the slow decreasing trend of nitrate-N yield from the major tributary watersheds. Even though it is very difficult to measure how much impact the CREP program might have had, it is obvious that conservation practices in these watersheds, where most of the CREP lands are located, are making a difference in nitrogen delivery to the Illinois River.

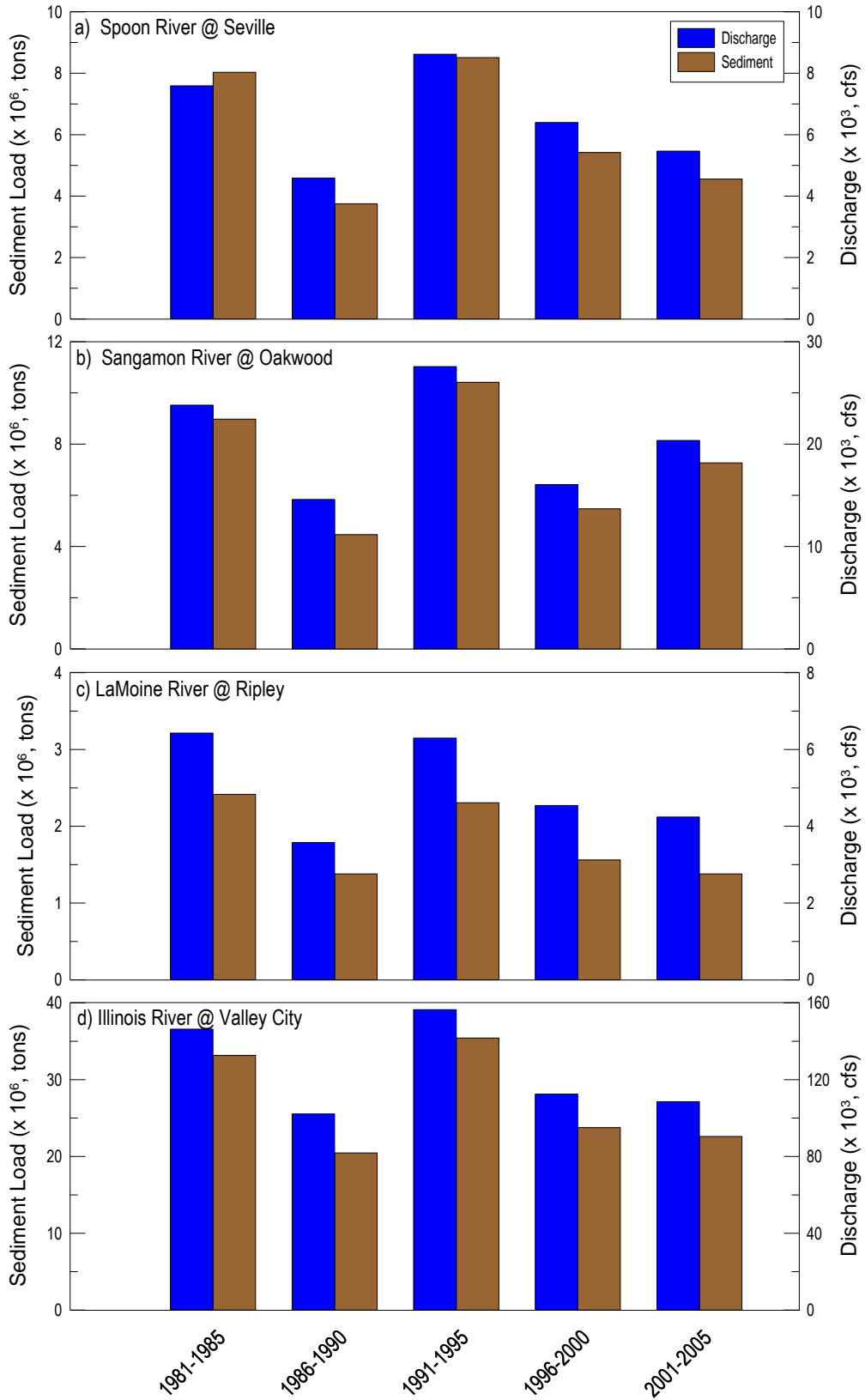


Figure 5-3. Sediment delivery from the three major tributary watersheds to the Illinois River and sediment outflow from the Illinois River at Valley City

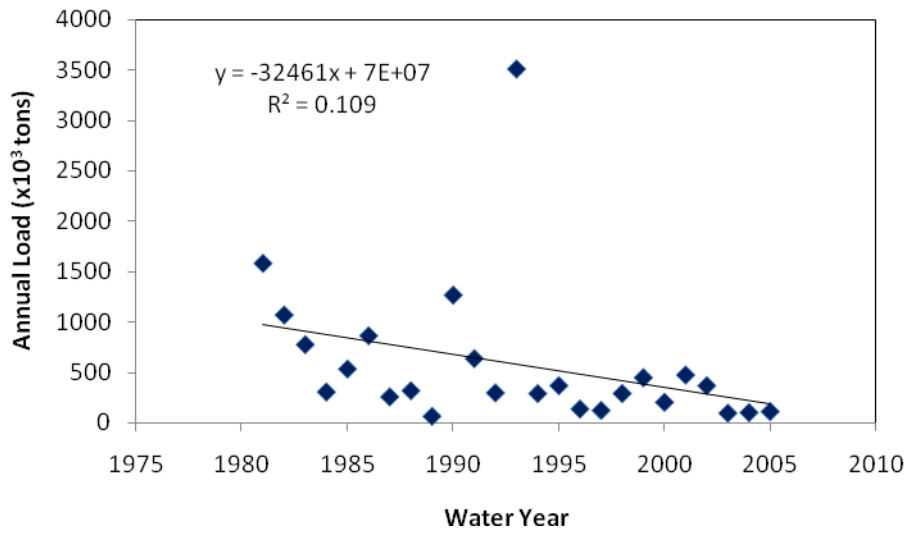


Figure 5-4. Trends in sediment load at Spoon River at London Mills (after Crowder et al., 2008)

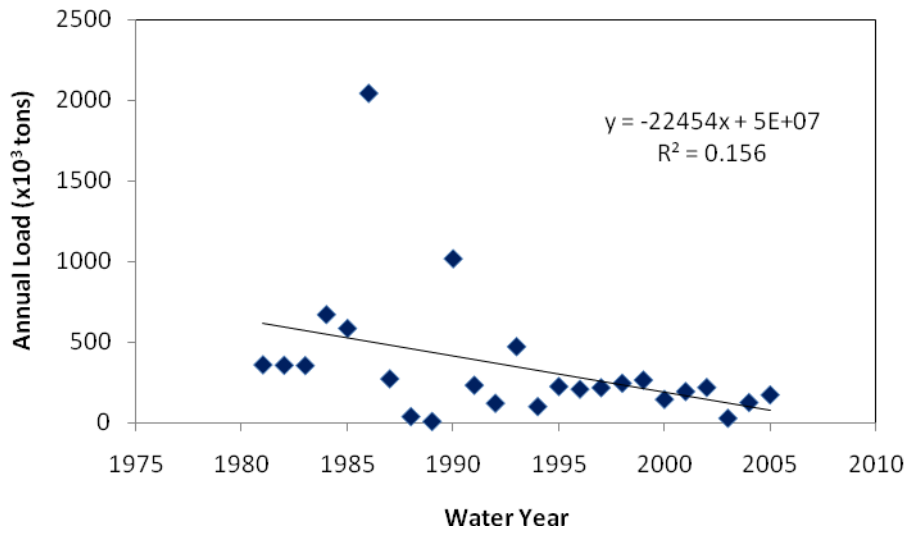


Figure 5-5. Trends in sediment load at LaMoine River at Ripley, IL (after Crowder et al., 2008)

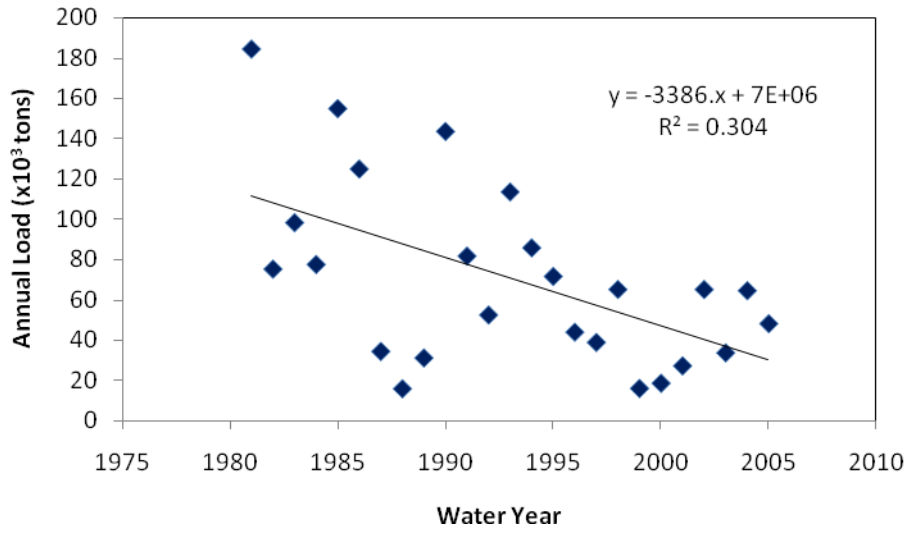


Figure 5-6. Trends in sediment load at Sangamon River at Monticello, IL (after Crowder et al., 2008)

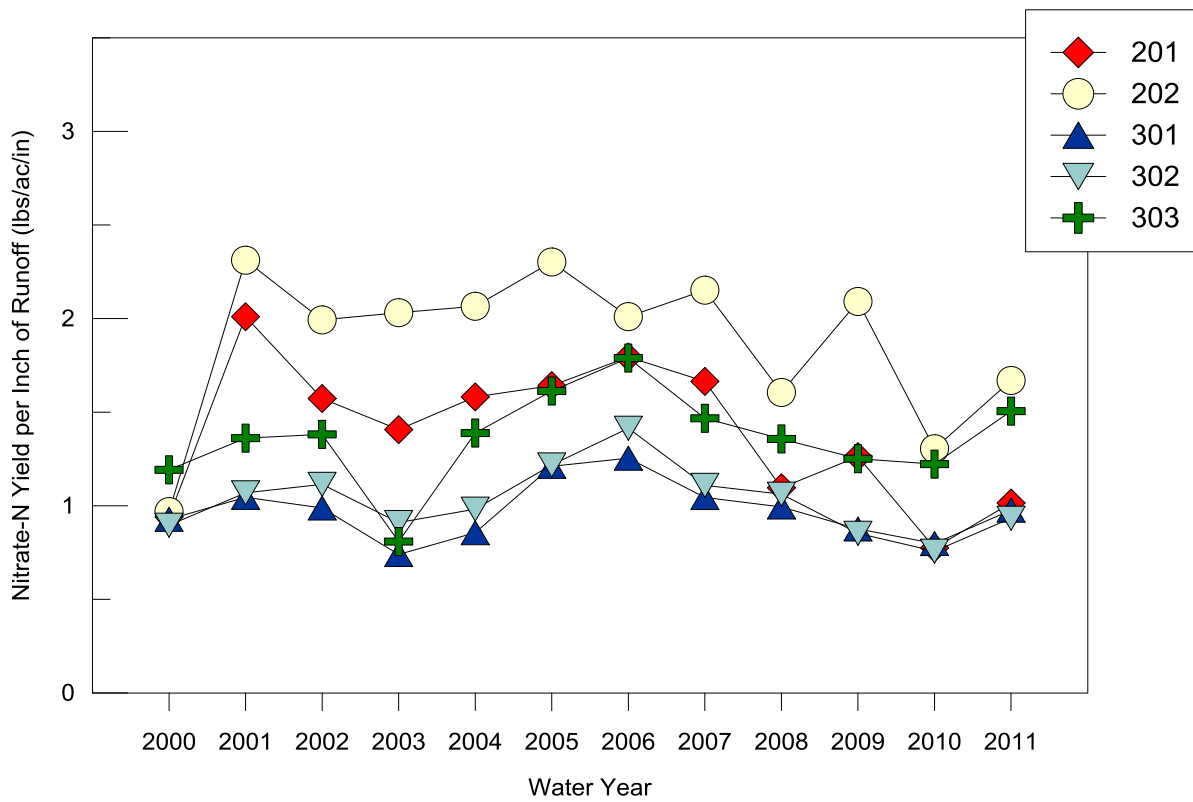


Figure 5-7. Variability of nitrate-N yield per inch of runoff for CREP monitoring stations

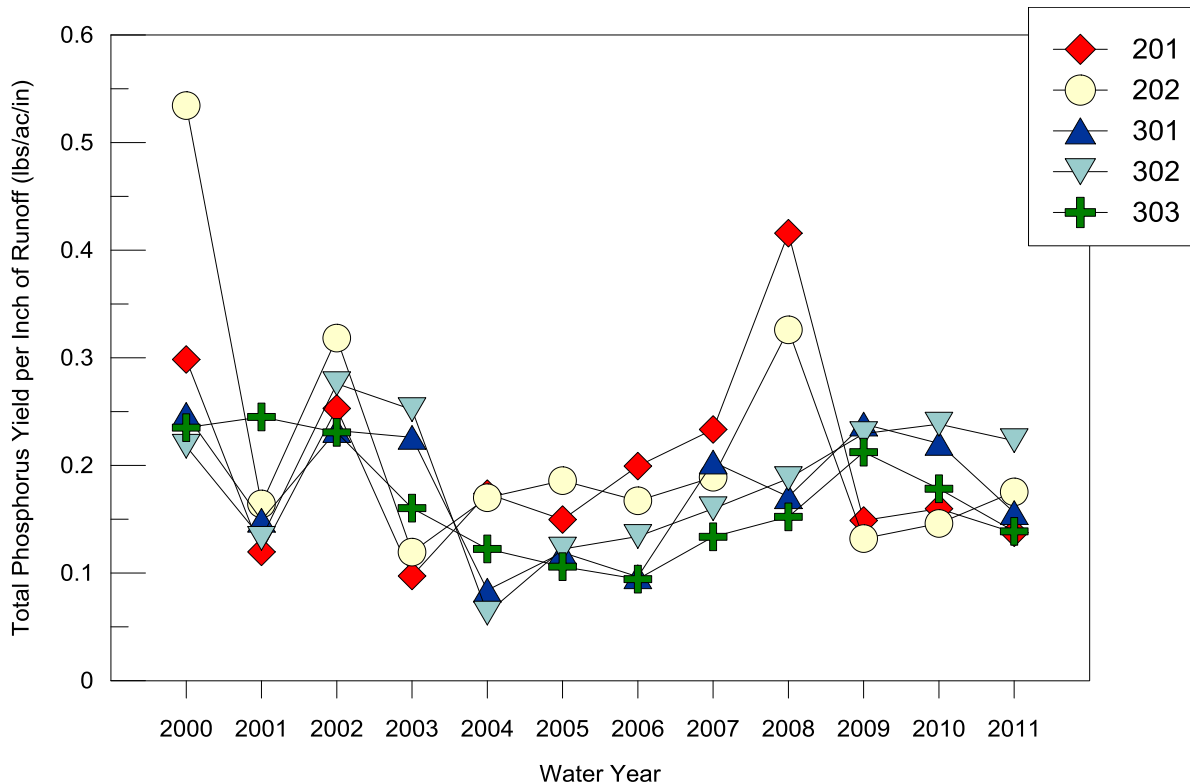


Figure 5-8. Variability of total phosphorous yield per inch of runoff for CREP monitoring stations

Figure 5-10 shows the total phosphorous yield from the same three tributary watersheds discussed in the previous figure. Annual phosphorous delivery ranges from a low of almost zero during the drought year 1989 to a high of almost one ton per square mile for the extreme wet year of 1993. The data also show how dependant phosphorous delivery is on climatic variability. Similar to the trends to the nitrate delivery, there is a slow but gradual decreasing trend in phosphorous yield from the Spoon and LaMoine Rivers, while there is a gradual increase from the Sangamon River.

The trends in nutrient loads from the major tributaries are reflected in nutrients transported by the Illinois River. Analyses of the data from the two downstream monitoring stations, Havana and Valley City, are shown in figure 5-11 for nitrate-N and total phosphorous, respectively. In general, the trend is a gradual decrease to no increase. These observations are extremely important as to nutrient delivery from Illinois streams to the Mississippi River and eventually to the Gulf of Mexico. Illinois had been identified as one of the major sources of nutrients to the Gulf of Mexico, and the fact that nutrient delivery from Illinois has not increased and is gradually decreasing is good news not only to Illinois but to the Gulf of Mexico, too.

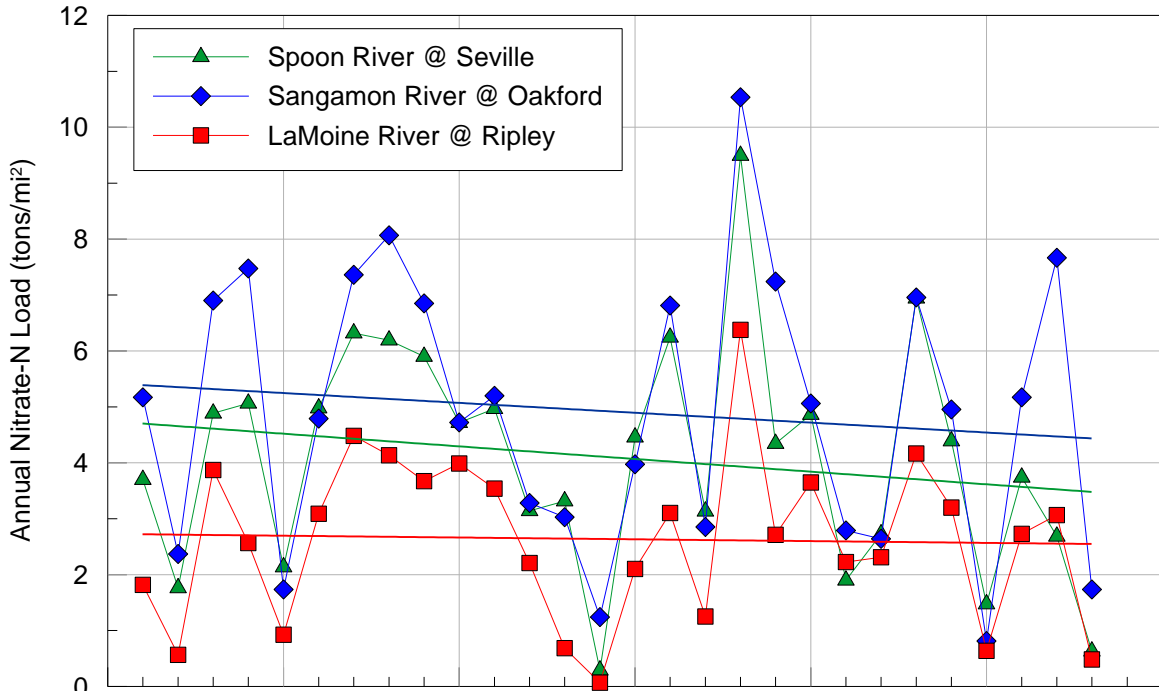


Figure 5-9. Annual nitrate-N loads for the three major tributary watersheds to the Lower Illinois River

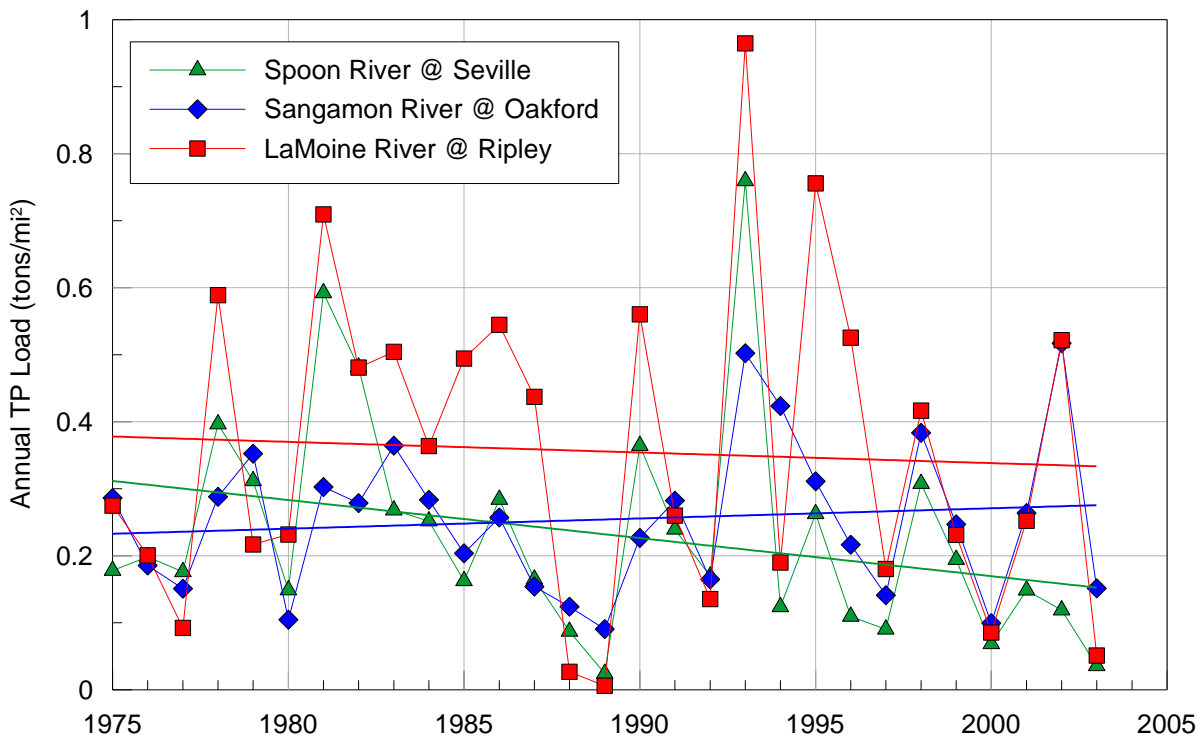


Figure 5-10. Annual total phosphorous loads for the three major tributary watersheds to the Lower Illinois River



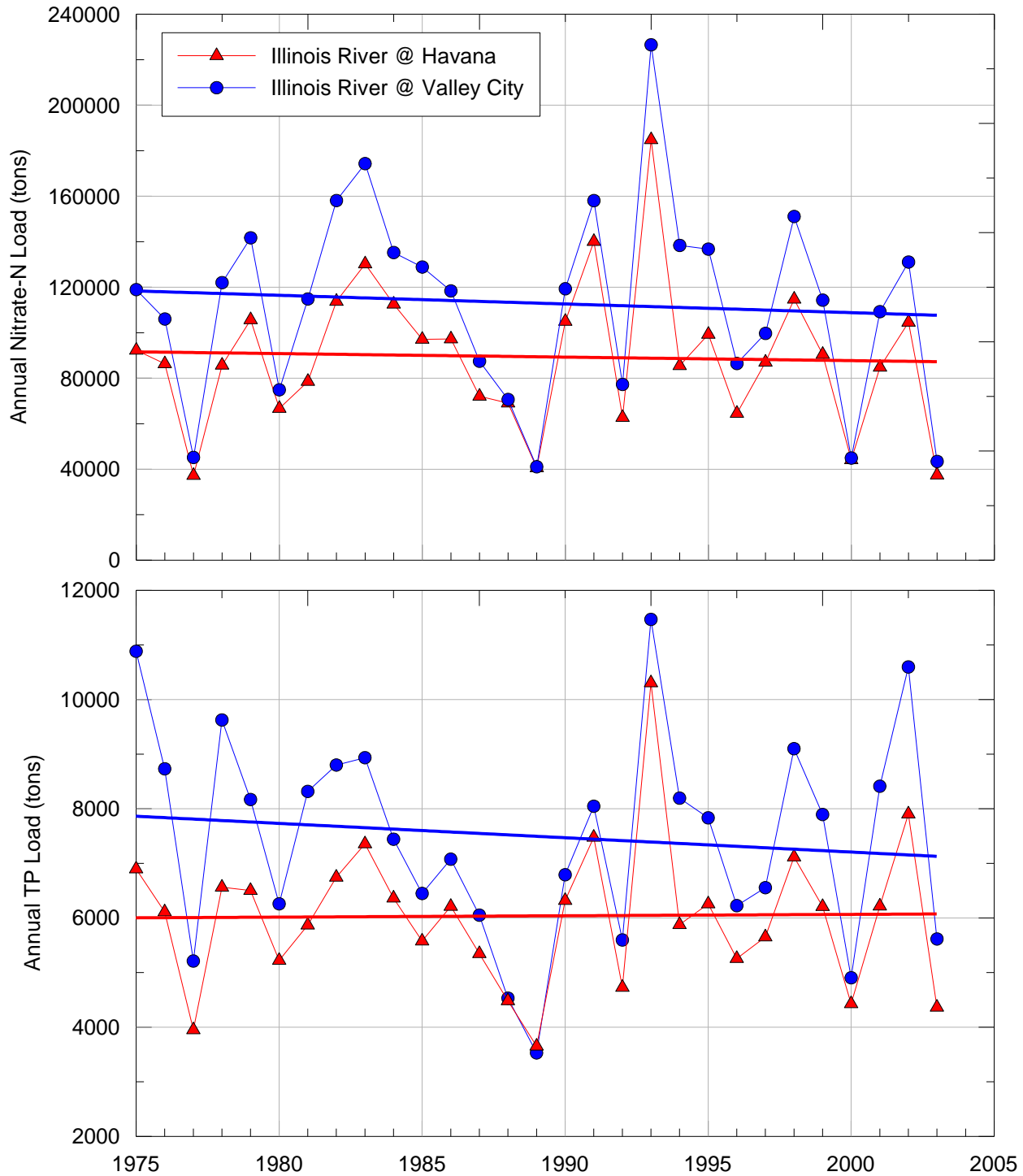


Figure 5-11. Nitrate-N and total phosphorous loads along the Lower Illinois River



## **6. Summary and Conclusions**

As outlined in the Illinois River Basin Restoration Plan, the alternative of no-action in the Illinois River watershed will result in increased sediment delivery to the Illinois River and habitats and ecosystem would continue to degrade. However, recent data indicate that both sediment and nutrient delivery to the Illinois River have either stabilized or decreased as a result of implementation of conservation practices in the watershed. With the knowledge that reduction in sediment delivery from large watersheds takes time to move through the system, the indication of stabilized sediment delivery shows progress is being made in restoring the Illinois River watershed. If the present trends continue for the next 10 to 15 years, sediment and nutrient delivery to the Illinois River will be significantly reduced, and lead to improved ecosystem in the river and tributary watersheds in the long-term.



## 7. References

- Allgire, R.L., and M. Demissie. 1995. *Benchmark Sediment Monitoring Program for Illinois Streams: Program Summary and Site Descriptions*. Illinois State Water Survey Circular 181.
- Bicknell, B.R., J. C. Imhoff, J. L. Kittle, Jr., T. H. Jobes, and A. S. Donigian, Jr., 2001. Hydrological Simulation Program – FORTRAN (HSPF), User's Manual for version 12.0, USEPA, Athens, GA, 30605.
- Demissie, M., L. Keefer, and J. Slowikowski, A. Russell, T. Snider, and K. Stevenson. 2001. *Sediment and Nutrient Monitoring at Selected Watersheds within the Illinois River Watershed for Evaluating the Effectiveness of the Illinois River Conservation Reserve Enhancement Program (CREP)*. Illinois State Water Survey Contract Report 2001-12.
- Demissie, M., R. Xia, L. Keefer, and N. Bhowmik. 2004. *The Sediment Budget of the Illinois River*. Illinois State Water Survey Contract Report 2004-13.
- Demissie, M., and N.G. Bhowmik. 1986. *Peoria Lake Sediment Investigation*. Illinois State Water Survey Contract Report 371.
- Demissie, M. R. Xia, L. Keefer, and N. Bhowmik. 2004. *The Sediment Budget of the Illinois River*. Illinois State Water Survey Contract Report 2004-13.
- Knapp, H.V. 2005. *Analysis of Streamflow Trends in the Upper Midwest Using Long-Term Flow Records*. *Proceedings of the 2005 Water and Environmental Resources Congress*. American Society of Civil Engineers, May 15-19, 2005, Anchorage, AK.
- Luman, D. and T. Weicherding. *Land Cover of Illinois: 1999-2000*. 1999 January 1999 [cited 2003 November 1, 2003]; Available from: <http://www.agr.state.il.us/gis/index.html>.
- Ramamurthy, G.S., K.P. Singh, and M.L. Terstriep. 1989. *Increased Durations of High Flows Along the Illinois and Mississippi Rivers: Trends and Agricultural Impacts (Final Report)*. Illinois State Water Survey Contract Report 478.
- Short, M.B. 1999. *Baseline Loadings of Nitrogen, Phosphorus and Sediments from the Illinois Watersheds*. Illinois Environmental Protection Agency, IEPA/BOW/99-020, Springfield, IL.
- Singh, J., H. V. Knapp, Y. Lian, and M. Demissie. 2003. *The Illinois River Basin Hydrologic Model*. *Proceedings, 2003 Governor's Conference on the Management of the Illinois River System*. Oct. 2003, Peoria, IL, pp.73-84.
- State of Illinois, Department of Natural Resources, 2002. *Illinois Conservation Reserve Enhancement Program (CREP) 2002. Annual Report for Reporting Period October 2000 through September 2001*, Springfield, IL.

U.S. Army Corps of Engineers. 2006. *(Draft) Illinois River Basin Restoration Comprehensive Plan with Integrated Environmental Assessment*. Rock Island District, Rock Island, IL.

USEPA, 2001. *Better Assessment Science Integrating Point and Nonpoint Sources –BASINS, Version 3.0*. User's Manual, EPA-823-B-01-001

# APPENDIX B

## Illinois CREP Assessment 2012

This is a brief summary of the avian research conducted during the spring and summer of 2012 at randomly selected locations within CREP easements.

During the first year of our assessment of the CREP program of Illinois we conducted 511-point counts at 191 CREP easements. Easements were located in Brown, Christian, Fulton, Hancock, Knox, Logan, Menard, McDonough, and Sangamon counties. Conservation practices sampled included CP4D, CP3A, CP23, and CP22. On the ground habitat types were forest (7%), grassland (44%), and shrubland (49%). Average easement size was 28.2 acres and the range was 7.34–194.16 acres. We observed 103 bird species over the course of the breeding season.

Species list in order of most detected to least detected (with more than 50 detections):

Common Yellowthroat  
Red-Winged Blackbird  
Indigo Bunting  
**Field Sparrow\***  
American Goldfinch  
**Dickcissel\***  
Northern Cardinal  
American Robin  
Song Sparrow  
Grey Catbird  
American Crow  
Mourning Dove  
Blue Jay  
**Northern Bobwhite\***  
Red-Bellied Woodpecker  
Eastern Towhee  
Eastern Wood Peewee  
Warbling Vireo  
Willow Flycatcher  
Brown-Headed Cowbird  
Baltimore Oriole  
**Yellow-Billed Cuckoo\***  
Rose-Breasted Grosbeak  
Ring-Necked Pheasant  
Cedar Waxwing  
Eastern Kingbird

**Bell's Vireo\***

House Wren

Downy Woodpecker

Tufted Titmouse

Great-Crested Flycatcher

Barn Swallow

**\*Listed as Species in Greatest Need of Conservation for Illinois**

Other species in Greatest Need of Conservation for Illinois we detected in small numbers were: Red-Headed Woodpecker, Henslow's sparrow, Grasshopper Sparrow, Sedge Wren, Black-billed Cuckoo, Northern Flicker, and Yellow-Breasted Chat.

**Vegetation:**

Species encountered at CREP sites reveal that most of the plants are native, though these species are disturbance tolerant and considered weedy. Native annual weeds like common and giant ragweed, tall boneset, and annual fleabane were encountered at many sites. Common goldenrod, found at every site, is a quick growing; native perennial herb that readily colonizes disturbed soil. Other weedy native, perennials included paniced aster and hairy aster. Woody natives with a somewhat weedy habit included silver maple, eastern cottonwood, and green ash (*Fraxinus pennsylvanica*).

Native plant species were generally more abundant than non-native species, but invasive species like reed canary grass, field thistle, and Amur honeysuckle were present on some sites. Compared to randomly selected wetland and grassland sites sampled as part of the Critical Trends Assessment Program (CTAP), the CREP sites were more botanically rich and diverse, but as sites mature without management or disturbance, plant diversity is expected to decline.



TABLE B1. MEAN DAILY DISCHARGE FOR PANTHER CREEK (201), WATER YEAR 2000  
DISCHARGE, IN CUBIC FEET PER SECOND, FOR INDICATED DATE

DAY	OCT	NOV	DEC	JAN	FEB	MAR	APR	MAY	JUN	JUL	AUG	SEP	DAY
1	0.01	0.17	0.14	0.60	0.11	0.84	0.86	0.50	1.2	8.0	1.4	0.11	1
2	0.01	0.16	0.17	0.62	0.18	0.73	0.95	0.56	0.91	6.8	1.1	0.08	2
3	0.09	0.14	0.27	0.63	0.26	0.67	0.90	0.46	0.71	6.2	1.2	0.07	3
4	0.21	0.13	0.62	0.54	0.34	0.65	0.76	0.44	0.66	7.7	1.0	0.07	4
5	0.13	0.14	3.5	0.44	0.39	0.67	0.74	0.38	0.76	96	2.7	0.05	5
6	0.07	0.16	0.73	0.36	0.42	0.66	0.75	0.38	0.67	35	1.7	0.08	6
7	0.04	0.18	0.39	0.29	0.46	0.66	0.82	0.53	0.57	22	1.2	0.05	7
8	0.06	0.18	0.32	0.28	0.53	0.69	0.78	0.51	0.50	16	1.6	0.04	8
9	0.07	0.20	0.35	0.29	0.81	0.59	0.71	0.49	0.45	13	1.4	0.04	9
10	0.07	0.22	0.48	0.30	1.1	0.55	0.68	0.49	0.38	9.9	0.95	0.04	10
11	0.06	0.21	0.31	0.31	1.0	0.58	0.75	0.37	8.9	126	0.76	0.04	11
12	0.07	0.20	0.31	0.31	0.93	0.62	0.67	0.33	4.7	38	0.64	0.06	12
13	0.08	0.19	0.29	0.27	0.84	0.62	0.63	0.46	10	25	0.56	0.05	13
14	0.07	0.19	0.27	0.24	0.77	0.60	0.64	0.29	4.5	19	0.52	0.06	14
15	0.06	0.18	0.37	0.20	0.74	0.72	0.63	0.18	3.0	15	0.49	0.06	15
16	0.12	0.17	0.32	0.18	0.72	1.0	0.66	0.17	2.2	12	0.42	0.05	16
17	0.11	0.15	0.27	0.17	0.71	0.72	0.74	0.18	1.6	9.1	0.34	0.04	17
18	0.06	0.17	0.25	0.15	0.74	0.63	0.72	0.18	1.2	7.6	0.29	0.04	18
19	0.09	0.19	0.24	0.13	0.78	1.8	0.82	0.14	1.0	7.3	0.25	0.04	19
20	0.10	0.18	0.26	0.12	0.81	2.5	1.0	0.09	142	5.7	0.24	0.04	20
21	0.09	0.17	0.26	0.10	0.85	1.7	0.86	0.11	92	4.9	0.22	0.04	21
22	0.09	0.18	0.28	0.09	0.89	1.3	0.64	0.12	25	4.1	0.23	0.04	22
23	0.07	0.24	0.31	0.08	0.89	1.2	0.65	0.37	18	3.5	0.68	0.05	23
24	0.06	0.23	0.35	0.07	0.86	1.2	0.92	0.26	47	3.0	0.57	0.06	24
25	0.08	0.19	0.39	0.06	0.82	1.1	0.69	0.14	33	2.5	0.32	0.32	25
26	0.09	0.18	0.44	0.05	0.71	1.1	0.54	1.3	42	2.1	0.25	0.54	26
27	0.10	0.18	0.48	0.05	0.60	1.4	0.57	67	25	1.8	0.20	0.36	27
28	0.14	0.17	0.51	0.05	0.52	1.1	0.65	4.8	18	1.6	0.18	0.20	28
29	0.15	0.16	0.53	0.06	0.70	0.89	0.63	3.0	14	1.5	0.17	0.11	29
30	0.15	0.13	0.55	0.08		0.86	0.52	2.2	10	1.5	0.15	0.09	30
31	0.16		0.58	0.09		0.84		1.6		1.3	0.14		31
TOTAL	2.76	5.34	14.54	7.21	19.48	29.19	21.88	88.03	509.91	513.1	21.87	2.92	TOTAL
MAX	0.21	0.24	3.5	0.63	1.1	2.5	1.0	67	142	126	2.7	0.54	MAX
MIN	0.01	0.13	0.14	0.05	0.11	0.55	0.52	0.09	0.38	1.3	0.14	0.04	MIN
AVG	0.09	0.18	0.47	0.23	0.67	0.94	0.73	2.84	17.00	16.55	0.71	0.10	AVG

TABLE B2. MEAN DAILY DISCHARGE FOR PANTHER CREEK (201), WATER YEAR 2001  
DISCHARGE, IN CUBIC FEET PER SECOND, FOR INDICATED DATE

DAY	OCT	NOV	DEC	JAN	FEB	MAR	APR	MAY	JUN	JUL	AUG	SEP	DAY
1	0.08	0.99	1.3	0.84	36	32	8.3	4.8	12	2.8	0.04	0.14	1
2	0.07	1.0	1.3	0.83	26	28	7.8	4.5	14	2.3	0.05	0.04	2
3	0.06	0.94	1.3	0.81	23	25	7.5	4.1	10	2.4	0.21	0.01	3
4	0.09	0.80	1.3	0.83	20	22	7.0	4.0	64	2.1	0.23	0.01	4
5	0.75	0.79	1.3	0.88	17	19	7.1	5.5	43	1.8	0.09	0.00	5
6	0.84	2.4	1.3	0.93	16	18	7.7	5.0	270	1.5	0.04	0.00	6
7	0.47	2.7	1.3	0.98	15	16	7.2	4.7	67	1.4	0.02	0.01	7
8	0.32	1.6	1.2	1.0	20	15	6.3	4.0	46	1.2	0.01	0.01	8
9	0.24	5.3	1.2	1.1	68	12	6.7	3.8	36	1.1	0.01	0.03	9
10	0.24	7.4	1.2	1.1	41	12	8.5	3.8	29	0.94	0.01	0.01	10
11	0.24	6.0	1.2	1.2	30	11	13	3.6	24	0.69	0.01	0.01	11
12	0.24	5.5	1.2	1.3	25	12	19	3.3	20	0.50	0.01	0.01	12
13	0.26	4.8	1.2	1.3	22	9.8	14	3.1	17	0.43	0.01	0.01	13
14	0.38	4.0	1.2	1.4	42	8.2	13	4.6	15	0.36	0.01	0.01	14
15	2.1	3.6	1.1	2.2	39	22	12	3.8	24	0.29	0.01	0.00	15
16	1.4	3.7	1.1	5.2	32	53	9.3	3.5	14	0.30	0.01	0.00	16
17	1.3	2.8	1.1	4.8	25	45	8.2	4.4	12	0.31	0.01	0.00	17
18	1.3	2.4	1.1	4.4	22	35	7.8	11	10	0.48	0.02	0.08	18
19	1.3	2.6	1.1	4.1	21	30	8.2	7.8	8.6	0.89	0.03	0.14	19
20	1.2	2.3	1.1	3.7	17	26	8.0	6.7	7.6	0.86	0.02	0.02	20
21	1.1	2.0	1.0	3.3	14	22	7.8	7.5	9.0	0.48	0.01	0.07	21
22	1.1	1.4	1.0	3.0	14	19	6.8	5.8	7.4	0.36	0.08	0.01	22
23	1.1	1.4	1.0	2.6	12	17	6.7	5.6	6.3	0.28	9.1	0.02	23
24	1.0	1.4	0.98	2.2	143	15	5.8	5.3	5.6	0.20	0.38	0.01	24
25	1.1	1.4	0.97	1.9	149	13	6.0	4.9	5.0	0.17	0.11	0.01	25
26	1.1	1.4	0.95	1.9	56	12	5.6	5.4	4.5	0.15	0.05	0.00	26
27	1.1	1.4	0.93	1.9	44	11	5.4	5.1	4.1	0.13	0.02	0.00	27
28	1.0	1.4	0.91	2.4	36	11	5.0	4.4	3.8	0.12	0.01	0.00	28
29	0.92	1.4	0.90	301		10	4.8	4.1	3.5	0.11	0.00	0.00	29
30	0.92	1.3	0.88	138		9.6	4.8	4.0	3.3	0.11	0.00	0.00	30
31	0.97		0.86	57		9.3		11		0.08	0.35		31
TOTAL	24.29	76.12	34.48	554.1	1025	599.9	245.3	159.1	795.7	24.84	10.96	0.66	TOTAL
MAX	2.1	7.4	1.3	301	149	53	19	11	270	2.8	9.1	0.14	MAX
MIN	0.06	0.79	0.86	0.81	12	8.2	4.8	3.1	3.3	0.08	0	0	MIN
AVG	0.78	2.54	1.11	17.87	36.61	19.35	8.18	5.13	26.52	0.80	0.35	0.02	AVG

TABLE B3. MEAN DAILY DISCHARGE FOR PANTHER CREEK (201), WATER YEAR 2002  
DISCHARGE, IN CUBIC FEET PER SECOND, FOR INDICATED DATE

DAY	OCT	NOV	DEC	JAN	FEB	MAR	APR	MAY	JUN	JUL	AUG	SEP	DAY
1	0.00	0.13	0.72	1.1	53	6.9	5.0	38	16	3.7	0.87	0.30	1
2	0.00	0.22	0.52	0.94	36	16	5.3	31	15	3.3	0.73	0.31	2
3	0.00	0.20	0.50	1.2	28	20	4.0	26	13	3.1	0.61	0.23	3
4	0.00	0.19	0.53	1.6	20	17	3.9	24	12	2.8	0.56	0.20	4
5	0.20	0.17	0.54	2.0	16	16	4.1	22	11	2.5	0.53	0.19	5
6	0.04	0.14	0.62	2.7	15	16	4.1	26	11	2.2	0.48	0.18	6
7	0.01	0.14	0.55	2.3	13	16	4.8	156	9.6	2.0	0.42	0.18	7
8	0.01	0.13	0.48	1.5	11	16	16	52	8.7	1.8	0.34	0.17	8
9	0.01	0.12	0.44	1.5	10	22	17	62	8.1	1.6	0.34	0.16	9
10	0.03	0.13	0.40	1.5	12	19	13	40	7.9	1.5	0.35	0.16	10
11	0.06	0.13	0.61	1.5	10	18	13	170	42	1.8	0.32	0.15	11
12	0.40	0.12	1.0	1.5	10	16	11	997	38	3.0	0.32	0.13	12
13	4.0	0.14	3.2	1.5	8.0	14	9.7	113	52	1.9	4.1	0.10	13
14	1.6	0.14	1.9	1.5	8.0	13	9.8	62	30	1.3	0.94	0.09	14
15	0.48	0.15	1.7	1.5	7.9	11	8.8	48	24	1.1	0.56	0.12	15
16	1.0	0.17	2.2	1.4	7.0	9.1	7.7	52	20	1.0	0.46	0.09	16
17	0.40	0.17	3.7	1.2	6.1	9.5	7.0	63	17	0.94	0.46	0.08	17
18	0.17	0.18	3.6	1.2	6.0	8.3	6.6	55	15	0.87	0.42	0.09	18
19	0.09	0.21	3.4	1.2	9.7	8.3	8.2	42	13	0.80	6.4	0.12	19
20	0.06	0.19	2.7	1.2	15	8.0	25	36	11	0.75	1.3	0.13	20
21	0.05	0.19	2.6	1.2	14	6.6	66	31	10	0.71	0.66	0.13	21
22	0.05	0.18	2.5	1.5	12	6.2	43	27	9.4	0.65	0.55	0.13	22
23	0.14	0.17	2.6	1.9	12	6.8	31	25	8.6	6.7	3.2	0.13	23
24	0.19	2.7	2.0	2.0	11	6.8	237	24	7.6	1.6	1.3	0.12	24
25	0.21	1.6	2.0	1.2	9.4	6.5	77	23	7.2	1.2	0.72	0.11	25
26	0.17	0.65	2.0	1.6	8.1	5.9	43	19	6.7	52	0.56	0.10	26
27	0.14	0.50	2.3	1.1	7.2	5.6	572	27	6.1	5.0	0.50	0.11	27
28	0.12	0.42	2.3	1.2	6.4	6.0	127	25	5.3	2.2	0.43	0.09	28
29	0.12	0.42	1.7	1.3		6.1	61	24	4.7	1.6	0.38	0.08	29
30	0.12	0.80	1.2	4.3		5.4	47	21	4.3	1.3	0.33	0.07	30
31	0.11		1.2	135		5.0		18		0.99	0.32		31
TOTAL	9.98	10.8	51.71	182.34	381.8	347	1488	2379	444.2	111.91	29.46	4.25	TOTAL
MAX	4.0	2.7	3.7	135	53	22	572	997	52	52	6.4	0.31	MAX
MIN	0	0.12	0.40	0.94	6.0	5.0	3.9	18	4.3	0.65	0.32	0.07	MIN
AVG	0.32	0.36	1.67	5.88	13.64	11.19	49.60	76.74	14.81	3.61	0.95	0.14	AVG

TABLE B4. MEAN DAILY DISCHARGE FOR PANTHER CREEK (201), WATER YEAR 2003  
DISCHARGE, IN CUBIC FEET PER SECOND, FOR INDICATED DATE

DAY	OCT	NOV	DEC	JAN	FEB	MAR	APR	MAY	JUN	JUL	AUG	SEP	DAY
1	0.06	0.23	0.28	0.54	2.9	1.6	3.9	18	3.7	2.9	0.71	123	1
2	0.06	0.18	0.26	0.56	2.0	1.8	3.5	14	4.2	2.5	0.67	5.7	2
3	0.06	0.18	0.28	0.74	0.99	1.9	3.4	12	5.8	2.2	0.64	2.4	3
4	0.10	0.18	0.25	0.90	0.97	2.0	7.1	23	4.4	1.9	0.61	1.5	4
5	0.09	0.31	0.24	0.55	0.95	2.0	5.3	37	3.8	1.5	0.53	1.3	5
6	0.07	0.37	0.20	0.55	0.91	2.0	4.9	23	5.1	1.3	0.50	0.97	6
7	0.07	0.31	0.21	0.55	0.87	1.9	22	19	4.7	1.1	0.47	0.74	7
8	0.06	0.29	0.25	0.53	0.83	1.9	14	17	4.1	2.3	0.46	0.59	8
9	0.06	0.30	0.22	0.52	0.79	1.9	11	20	3.7	12	0.38	0.49	9
10	0.06	0.33	0.22	0.50	0.76	1.8	9.4	40	7.0	12	0.37	0.41	10
11	0.06	0.32	0.22	0.45	0.75	1.8	8.4	34	43	3.4	0.52	0.35	11
12	0.06	0.30	0.27	0.38	0.75	1.8	7.1	24	11	2.2	0.16	0.33	12
13	0.07	0.28	0.38	0.35	0.75	1.8	6.1	20	37	1.7	0.20	0.36	13
14	0.06	0.30	0.42	0.35	0.92	1.9	5.9	18	20	1.5	0.20	0.43	14
15	0.06	0.38	0.41	0.35	11	1.9	5.8	16	15	1.2	0.24	0.31	15
16	0.06	0.36	0.40	0.35	6.2	2.0	6.3	14	11	0.85	0.40	0.26	16
17	0.06	0.33	0.41	0.35	5.0	2.1	11	12	9.1	0.71	0.22	0.21	17
18	0.09	0.31	4.7	0.34	4.8	2.2	8.4	11	8.1	62	0.15	0.18	18
19	0.23	0.33	3.6	0.34	4.6	4.5	7.8	10	7.1	6.1	0.13	0.17	19
20	0.13	0.33	0.99	0.33	6.9	7.5	7.3	9.0	6.1	3.3	0.15	0.15	20
21	0.17	0.34	0.68	0.32	14	7.2	6.4	7.8	5.7	2.6	0.23	0.18	21
22	0.14	0.34	0.58	0.31	6.1	5.2	5.6	7.4	5.1	1.9	0.17	1.6	22
23	0.12	0.33	0.47	0.31	3.8	4.7	5.2	6.9	4.6	1.6	0.11	0.37	23
24	0.13	0.32	0.58	0.30	2.6	4.2	6.3	6.9	4.1	1.4	0.18	0.19	24
25	0.17	0.31	0.51	0.26	2.1	4.4	38	6.9	4.0	1.2	0.15	0.15	25
26	0.23	0.31	0.46	0.21	1.8	3.4	27	5.7	5.0	1.0	0.19	1.0	26
27	0.20	0.28	0.50	0.16	1.7	3.3	20	5.2	3.4	0.83	0.25	2.7	27
28	0.16	0.27	0.54	0.12	1.6	4.8	17	5.2	3.1	3.2	0.23	1.2	28
29	0.23	0.31	0.58	0.13		4.7	14	4.8	3.6	1.4	0.69	0.60	29
30	0.29	0.34	0.90	0.14		3.9	23	4.7	3.5	0.95	0.90	0.42	30
31	0.32		0.78	0.26		4.0		4.4		0.80	16		31
TOTAL	3.73	9.07	20.79	12.05	87.34	96.1	321.1	456.9	256	139.54	26.81	148.26	TOTAL
MAX	0.32	0.38	4.7	0.90	14	7.5	38	40	43	62	16	123	MAX
MIN	0.06	0.18	0.20	0.12	0.75	1.6	3.4	4.4	3.1	0.71	0.11	0.15	MIN
AVG	0.12	0.30	0.67	0.39	3.12	3.10	10.70	14.74	8.53	4.50	0.86	4.94	AVG

TABLE B5. MEAN DAILY DISCHARGE FOR PANTHER CREEK (201), WATER YEAR 2004  
DISCHARGE, IN CUBIC FEET PER SECOND, FOR INDICATED DATE

DAY	OCT	NOV	DEC	JAN	FEB	MAR	APR	MAY	JUN	JUL	AUG	SEP	DAY
1	0.26	0.39	5.9	6.4	4.4	5.5	19	11	11	1.1	0.49	3.8	1
2	0.26	0.43	5.5	7.0	4.3	4.6	16	11	8.8	0.98	0.40	3.1	2
3	0.28	0.54	5.8	6.9	4.2	3.9	14	9.0	7.6	2.3	0.38	2.7	3
4	0.52	0.59	5.8	15	4.1	17	12	8.6	7.0	1.8	0.50	2.3	4
5	0.75	1.3	6.0	18	4.1	46	12	8.1	6.8	1.1	0.77	2.0	5
6	0.36	0.78	4.7	14	4.0	30	11	7.4	6.3	1.1	0.36	1.8	6
7	0.08	0.56	4.8	12	3.9	22	11	6.4	5.7	0.95	0.25	1.5	7
8	0.09	0.52	5.0	11	3.8	17	9.5	6.2	5.0	1.0	0.24	1.2	8
9	0.13	0.50	5.0	10	3.8	15	8.4	6.0	4.4	1.2	0.22	1.2	9
10	0.46	0.57	12	9.6	3.7	13	8.1	5.4	5.9	35	0.21	1.1	10
11	0.23	0.80	8.2	9.1	3.6	12	7.6	5.4	7.7	20	0.18	1.0	11
12	0.20	0.79	6.8	8.1	3.6	10	7.2	5.2	4.8	8.6	0.15	0.93	12
13	0.14	0.46	6.0	7.3	3.5	9.4	6.9	9.6	4.3	4.9	0.15	0.84	13
14	4.4	0.43	5.2	6.9	3.5	9.9	6.5	39	3.6	3.2	0.18	0.77	14
15	2.9	0.53	4.7	6.4	3.4	8.5	6.4	31	25	2.4	0.12	0.79	15
16	1.7	0.66	4.4	6.2	3.4	9.6	6.2	22	10	2.0	0.16	0.97	16
17	1.7	0.74	4.0	5.9	3.3	8.9	5.8	19	6.8	1.7	0.20	0.76	17
18	1.0	57	3.9	5.6	3.6	8.1	5.5	16	5.3	1.4	3.7	0.56	18
19	1.0	31	3.7	5.4	9.4	6.9	5.1	15	4.4	1.2	0.34	0.50	19
20	1.1	21	3.6	5.1	9.5	7.2	6.8	13	3.8	1.1	0.34	0.38	20
21	1.2	16	3.6	5.1	8.2	5.8	6.6	11	3.9	0.94	0.49	0.31	21
22	1.3	13	4.3	5.0	14	5.8	5.0	9.9	3.4	1.2	0.21	0.26	22
23	1.4	15	16	5.0	6.0	6.2	4.7	9.8	2.6	1.0	0.19	0.24	23
24	1.4	14	13	5.0	5.7	6.3	18	8.8	2.2	0.70	0.32	0.22	24
25	4.1	12	11	5.0	5.3	6.9	36	90	3.7	0.65	235	0.21	25
26	2.8	11	9.8	4.9	5.0	18	21	28	2.2	0.57	48	0.18	26
27	0.78	9.7	9.8	4.9	4.7	22	16	21	1.7	0.51	13	0.15	27
28	0.52	8.3	9.5	4.9	4.6	25	14	16	1.7	0.46	31	0.11	28
29	0.47	7.8	8.1	4.8	4.9	37	12	14	1.4	0.44	13	0.11	29
30	0.41	7.7	7.3	4.7		28	11	18	1.2	0.72	7.7	0.12	30
31	0.45		6.6	4.5		23		14		0.69	5.1		31
TOTAL	32.39	234.09	210	229.7	145.5	448.5	329.3	494.8	168.2	100.91	363.35	30.11	TOTAL
MAX	4.4	57	16	18	14	46	36	90	25	35	235	3.8	MAX
MIN	0.08	0.39	3.6	4.5	3.3	3.9	4.7	5.2	1.2	0.44	0.12	0.11	MIN
AVG	1.04	7.80	6.77	7.41	5.02	14.47	10.98	15.96	5.61	3.26	11.72	1.00	AVG

TABLE B6. MEAN DAILY DISCHARGE FOR PANTHER CREEK (201), WATER YEAR 2005  
DISCHARGE, IN CUBIC FEET PER SECOND, FOR INDICATED DATE

DAY	OCT	NOV	DEC	JAN	FEB	MAR	APR	MAY	JUN	JUL	AUG	SEP	DAY
1	0.15	166	67	9.3	14	15	8.6	7.0	3.5	0.28	0.05	0.00	1
2	0.24	97	47	9.8	14	14	8.6	6.7	3.4	0.22	0.01	0.00	2
3	0.31	56	37	46	13	14	8.5	6.6	3.4	0.19	0.00	0.00	3
4	0.20	74	32	52	13	14	8.4	6.4	3.4	0.18	0.00	0.00	4
5	0.14	46	31	200	14	13	8.3	6.3	3.1	0.17	0.00	0.00	5
6	0.09	36	65	107	17	12	9.3	6.4	2.8	0.17	0.00	0.00	6
7	0.10	30	118	52	28	13	8.9	6.3	2.6	0.15	0.00	0.00	7
8	0.51	25	66	37	32	11	8.2	6.0	2.7	0.14	0.00	0.00	8
9	0.65	23	46	33	29	11	7.7	6.3	3.1	0.12	0.00	0.00	9
10	0.30	22	37	33	25	11	7.5	5.8	2.6	0.10	0.00	0.00	10
11	0.18	20	34	35	23	10	7.3	5.7	3.3	0.10	0.00	0.00	11
12	0.16	18	31	77	23	10	17	5.9	3.2	0.19	0.00	0.00	12
13	0.56	16	26	469	87	9.2	23	5.6	2.5	0.17	0.00	0.00	13
14	0.97	15	23	97	98	9.0	17	5.4	2.3	0.39	0.00	0.00	14
15	3.9	14	24	60	54	8.9	15	4.9	2.0	0.31	0.00	0.00	15
16	2.6	14	22	43	39	9.0	13	4.8	1.6	0.20	0.02	0.00	16
17	2.0	12	20	35	33	9.0	13	4.8	1.5	0.15	0.02	0.00	17
18	16	12	20	33	28	8.7	12	4.6	1.4	0.13	0.02	0.00	18
19	39	12	17	31	26	8.5	11	8.8	1.2	0.11	0.03	0.00	19
20	17	11	15	28	27	7.9	10	6.2	1.1	0.11	0.03	6.6	20
21	12	9.5	14	26	23	7.9	10	5.4	1.0	0.10	0.00	0.39	21
22	10	9.7	13	23	21	9.4	13	5.2	0.92	0.09	0.00	0.14	22
23	9.2	9.5	12	21	20	11	11	4.9	0.84	0.08	0.00	0.10	23
24	7.2	19	11	20	19	9.7	9.6	4.5	0.75	0.07	0.00	0.09	24
25	6.1	28	11	20	18	11	9.5	4.4	0.66	0.04	0.02	0.08	25
26	12	38	9.8	19	16	11	9.4	4.3	0.57	0.03	0.05	0.07	26
27	32	140	9.4	18	16	11	8.3	4.2	0.51	0.11	0.06	0.06	27
28	26	76	9.6	17	17	11	7.8	4.1	0.47	0.10	0.04	0.09	28
29	24	56	9.8	17		10	7.9	4.0	0.44	0.09	0.03	0.13	29
30	54	58	11	16		10	7.5	4.2	0.40	0.07	0.00	0.08	30
31	33		10	15		9.1		3.8		0.06	0.00		31
TOTAL	310.56	1162.7	898.6	1699.1	787	329.3	316.3	169.5	57.26	4.42	0.38	7.83	TOTAL
MAX	54	166	118	469	98	15	23	8.8	3.5	0.39	0.06	6.6	MAX
MIN	0.09	9.5	9.4	9.3	13	7.9	7.3	3.8	0.40	0.03	0	0	MIN
AVG	10.02	38.76	28.99	54.81	28.11	10.62	10.54	5.47	1.91	0.14	0.01	0.26	AVG

TABLE B7. MEAN DAILY DISCHARGE FOR PANTHER CREEK (201), WATER YEAR 2006  
DISCHARGE, IN CUBIC FEET PER SECOND, FOR INDICATED DATE

DAY	OCT	NOV	DEC	JAN	FEB	MAR	APR	MAY	JUN	JUL	AUG	SEP	DAY
1	0.03	0.04	0.06	0.24	1.3	0.85	4.4	7.0	6.2	0.36	0.18	0.10	1
2	0.03	0.04	0.07	1.2	1.2	0.84	7.9	6.7	6.7	0.25	0.16	0.08	2
3	0.03	0.03	0.06	1.2	1.1	0.58	15	6.6	5.3	0.19	0.16	0.11	3
4	0.03	0.03	0.06	0.41	0.84	0.41	9.2	6.4	4.6	0.16	0.14	0.10	4
5	0.02	0.03	0.05	0.24	0.66	0.49	8.3	5.8	4.1	0.14	0.12	0.07	5
6	0.00	0.05	0.05	0.17	0.55	0.76	92	5.4	3.8	0.15	0.11	0.07	6
7	0.00	0.05	0.05	0.14	0.46	0.62	42	5.4	3.7	0.11	0.10	0.06	7
8	0.00	0.05	0.04	0.15	0.46	1.0	23	5.2	3.0	0.10	0.85	0.03	8
9	0.00	0.04	0.04	0.13	0.46	1.8	16	5.2	2.9	0.10	0.34	0.00	9
10	0.00	0.04	0.04	0.13	0.47	2.1	13	5.1	2.8	0.10	0.18	0.00	10
11	0.00	0.04	0.05	0.17	0.48	4.0	11	4.9	2.8	0.15	0.15	0.06	11
12	0.00	0.04	0.14	0.19	0.49	21	9.6	4.3	2.4	120	0.17	0.51	12
13	0.00	0.04	0.04	1.2	0.49	18	8.4	4.3	2.0	17	0.14	0.21	13
14	0.00	0.04	0.03	1.2	0.50	13	8.4	4.0	1.9	25	0.12	0.15	14
15	0.00	0.10	0.03	0.55	0.49	9.3	7.5	4.8	1.7	6.0	0.11	0.10	15
16	0.00	0.11	0.03	0.51	0.47	8.3	7.4	17	1.5	3.0	0.10	0.10	16
17	0.00	0.05	0.02	0.42	0.46	6.2	6.4	24	1.2	2.0	0.08	0.08	17
18	0.00	0.04	0.02	0.30	0.37	5.4	6.1	12	1.2	1.4	0.08	0.08	18
19	0.00	0.04	0.02	0.27	0.21	5.0	7.2	9.1	1.1	6.3	0.08	0.07	19
20	0.00	0.04	0.01	0.30	0.23	4.6	5.9	7.7	0.96	8.1	0.07	0.05	20
21	0.02	0.04	0.01	0.80	0.28	4.4	5.7	6.9	0.90	2.4	0.05	0.03	21
22	0.03	0.04	0.02	0.56	0.56	4.3	5.6	6.1	0.74	1.8	0.03	0.04	22
23	0.03	0.04	0.03	0.41	0.81	4.4	5.4	5.8	0.63	1.2	0.00	0.12	23
24	0.03	0.04	0.08	0.38	0.83	5.7	5.4	6.2	0.55	0.91	0.00	0.10	24
25	0.03	0.04	0.74	0.33	0.67	5.5	5.8	6.8	0.45	0.69	0.00	0.08	25
26	0.03	0.03	1.1	0.24	0.52	5.1	5.1	5.6	0.58	0.78	0.33	0.07	26
27	0.02	0.04	0.55	0.28	0.54	5.3	5.1	5.0	0.67	0.70	0.54	0.06	27
28	0.02	0.34	0.40	0.88	0.70	5.2	4.9	4.7	0.37	0.44	0.17	0.04	28
29	0.02	0.07	0.35	4.4		4.2	5.6	4.2	0.30	0.32	0.44	0.02	29
30	0.01	0.05	0.29	2.1		4.5	8.5	4.0	0.32	0.23	0.17	0.00	30
31	0.03		0.26	1.5		5.9		4.0		0.21	0.12		31
TOTAL	0.41	1.67	4.74	21	16.6	158.75	365.8	210.2	65.37	200.29	5.29	2.59	TOTAL
MAX	0.03	0.34	1.1	4.4	1.3	21	92	24	6.7	120	0.85	0.51	MAX
MIN	0	0.03	0.01	0.13	0.21	0.41	4.4	4.0	0.30	0.10	0	0	MIN
AVG	0.01	0.06	0.15	0.68	0.59	5.12	12.19	6.78	2.18	6.46	0.17	0.09	AVG

TABLE B8. MEAN DAILY DISCHARGE FOR PANTHER CREEK (201), WATER YEAR 2007  
DISCHARGE, IN CUBIC FEET PER SECOND, FOR INDICATED DATE

DAY	OCT	NOV	DEC	JAN	FEB	MAR	APR	MAY	JUN	JUL	AUG	SEP	DAY
1	0.00	0.14	32	12	7.0	284	19	6.3	2.8	3.1	0.04	0.00	1
2	0.00	0.14	38	10	7.3	50	15	5.9	2.5	2.4	0.03	0.00	2
3	0.00	0.14	14	11	7.5	30	15	5.5	2.5	2.1	0.02	0.00	3
4	0.00	0.14	13	13	7.8	22	12	8.0	2.4	2.0	0.02	0.00	4
5	0.00	0.14	12	29	8.0	20	11	8.7	2.1	1.8	0.02	0.00	5
6	0.00	0.15	11	20	8.0	18	11	7.4	2.0	1.5	0.02	0.00	6
7	0.00	0.17	11	16	8.0	17	9.9	6.9	2.0	1.3	0.02	0.00	7
8	0.00	0.17	11	14	7.9	15	9.6	6.5	1.9	1.2	0.01	0.00	8
9	0.00	0.17	10	12	7.9	15	9.1	6.2	1.5	1.1	0.00	0.00	9
10	0.00	9.4	9.0	11	7.9	14	9.0	5.9	1.6	1.5	0.00	0.00	10
11	0.00	18	13	11	7.9	13	13	5.6	1.7	1.3	0.00	0.00	11
12	0.00	4.9	101	10	7.8	13	9.8	5.1	1.5	0.85	0.00	0.00	12
13	0.00	3.6	70	13	7.8	13	8.8	4.7	1.3	0.74	0.00	0.00	13
14	0.00	2.9	45	39	8.0	12	9.9	4.6	1.3	0.63	0.00	0.00	14
15	0.00	3.1	33	120	8.1	11	9.3	4.5	1.2	0.69	0.00	0.00	15
16	0.00	19	25	50	8.3	9.9	8.8	4.2	1.1	0.59	0.00	0.00	16
17	0.00	11	20	35	8.5	9.5	8.8	3.9	1.0	1.3	0.00	0.00	17
18	0.07	7.9	17	29	8.6	9.2	8.5	3.8	0.98	1.1	0.00	0.00	18
19	0.08	5.9	14	24	8.8	10	7.9	3.8	0.98	0.65	0.00	0.00	19
20	0.13	4.8	15	20	9.6	8.4	7.5	3.7	0.97	0.48	0.00	0.00	20
21	0.14	4.2	42	18	32	9.1	7.4	3.5	0.83	0.35	0.02	0.00	21
22	0.15	3.8	38	15	89	8.7	7.4	3.3	2.2	0.27	0.02	0.00	22
23	0.13	3.4	26	13	51	13	7.2	3.1	42	0.24	0.01	0.00	23
24	0.14	3.1	20	12	238	13	6.9	2.9	6.6	0.21	0.00	0.00	24
25	0.13	2.9	18	11	294	12	7.7	3.2	3.1	0.19	0.00	0.00	25
26	0.16	2.6	15	10	47	11	9.4	3.6	2.6	0.17	0.00	0.00	26
27	0.16	2.4	13	9.3	31	11	7.5	3.7	2.2	0.18	0.00	0.00	27
28	0.19	2.4	13	8.4	40	11	7.0	3.2	17	0.15	0.00	0.00	28
29	0.17	2.7	11	7.4		9.8	6.7	3.1	8.3	0.18	0.00	0.00	29
30	0.16	42	11	6.7		15	6.6	2.7	4.1	0.08	0.00	0.00	30
31	0.14		14	6.8		20		2.8		0.05	0.00		31
TOTAL	1.95	161.36	735	616.6	982.7	727.6	286.7	146.3	122.26	28.4	0.23	0	TOTAL
MAX	0.19	42	101	120	294	284	19	8.7	42	3.1	0.04	0	MAX
MIN	0	0.14	9.0	6.7	7.0	8.4	6.6	2.7	0.83	0.05	0	0	MIN
AVG	0.06	5.38	23.71	19.89	35.10	23.47	9.56	4.72	4.08	0.92	0.01	0.00	AVG



TABLE B9. MEAN DAILY DISCHARGE FOR PANTHER CREEK (201), WATER YEAR 2008  
DISCHARGE, IN CUBIC FEET PER SECOND, FOR INDICATED DATE

DAY	OCT	NOV	DEC	JAN	FEB	MAR	APR	MAY	JUN	JUL	AUG	SEP	DAY
1	0.00	0.00	0.00	1.4	6.1	20	15	9.6	8.2	4.6	8.3	0.94	1
2	0.00	0.00	0.00	1.4	5.6	19	12	9.8	6.6	4.2	7.1	0.62	2
3	1.4	0.00	0.00	1.5	5.1	27	14	7.9	814	166	6.4	0.48	3
4	0.16	0.00	0.00	1.7	10	21	12	6.7	975	30	5.7	34	4
5	0.01	0.00	0.00	1.8	450	18	11	6.6	101	16	7.3	13	5
6	0.00	0.00	0.00	1.9	182	15	10	6.3	62	11	11	6.6	6
7	0.00	0.00	0.00	2.4	52	14	9.2	6.6	45	9.7	6.3	7.1	7
8	0.00	0.00	0.00	445	34	12	9.9	7.2	36	77	4.8	14	8
9	0.00	0.00	0.01	66	28	11	9.9	5.5	34	37	4.0	11	9
10	0.00	0.00	0.00	39	25	9.9	83	5.1	28	20	3.4	7.9	10
11	0.00	0.00	0.80	28	22	10	55	23	25	16	2.8	40	11
12	0.00	0.00	1.4	25	19	10	37	15	22	288	2.6	75	12
13	0.00	0.00	0.39	23	16	9.4	30	12	20	45	2.4	69	13
14	0.00	0.00	0.18	21	15	9.5	26	11	18	27	2.2	1600	14
15	0.00	0.00	0.19	19	14	9.4	23	9.6	17	20	2.2	135	15
16	0.00	0.00	0.20	17	13	7.8	21	9.1	15	16	1.6	65	16
17	0.00	0.00	0.21	14	239	15	19	8.3	13	13	1.3	45	17
18	0.00	0.00	0.24	12	38	29	21	7.1	12	12	1.2	36	18
19	0.00	0.00	0.35	9.6	26	27	27	6.4	11	11	1.1	31	19
20	0.00	0.00	0.49	8.9	20	23	23	6.8	9.5	9.7	0.95	29	20
21	0.00	0.00	0.62	8.7	16	21	22	5.5	8.4	50	2.5	26	21
22	0.00	0.01	0.75	8.6	14	18	19	5.1	7.5	41	3.8	24	22
23	0.00	0.00	0.88	8.5	11	16	17	5.4	6.7	16	1.4	22	23
24	0.00	0.00	1.0	8.3	11	15	16	5.2	6.2	14	1.1	20	24
25	0.00	0.00	1.2	8.2	11	15	16	8.1	8.6	13	0.81	18	25
26	0.00	0.00	1.2	8.1	10	12	13	13	7.6	11	0.67	16	26
27	0.00	0.00	1.3	7.9	9.7	13	12	9.4	9.2	10	0.61	15	27
28	0.00	0.00	1.3	7.8	9.3	10	12	7.4	8.0	14	3.9	14	28
29	0.00	0.00	1.3	7.6	26	9.3	10	6.5	6.5	11	13	15	29
30	0.00	0.00	1.3	7.2		9.6	10	8.5	5.7	12	2.0	14	30
31	0.00		1.4	6.6			13	16		9.6	1.2		31
TOTAL	1.57	0.01	16.71	827.1	1337.8	468.9	615	269.7	2346.7	1034.8	113.64	2404.64	TOTAL
MAX	1.4	0.01	1.4	445	450	29	83	23	975	288	13	1600	MAX
MIN	0	0	0	1.4	5.1	7.8	9.2	5.1	5.7	4.2	0.61	0.48	MIN
AVG	0.05	0.00	0.54	26.68	46.13	15.1	21	8.7	78.2	33.4	3.67	80.15	AVG

TABLE B10. MEAN DAILY DISCHARGE FOR PANTHER CREEK (201), WATER YEAR 2009  
DISCHARGE, IN CUBIC FEET PER SECOND, FOR INDICATED DATE

DAY	OCT	NOV	DEC	JAN	FEB	MAR	APR	MAY	JUN	JUL	AUG	SEP	DAY
1	13	9	5.7	28	5.3	15	44	72	19	13	2.6	5.2	1
2	12	8.8	4	25	5.1	14	37	53	61	12	2.6	4.9	2
3	12	8.4	4.3	23	4.9	13	47	42	63	11	2.4	4.6	3
4	11	8.1	4.5	21	4.8	12	36	35	34	13	6	4.4	4
5	10	8	4.7	19	4.6	12	33	31	27	12	3.3	4.2	5
6	9.9	8.4	4.9	19	4.4	11	29	28	23	9.8	2.7	148	6
7	10	7.5	5.1	18	4.3	11	26	25	23	10	2.6	27	7
8	10	7	5.3	14	4.1	14	24	26	22	15	2.7	14	8
9	8.8	6.3	5.5	13	5	14	20	23	20	9.4	2.3	11	9
10	8.1	5.7	5.7	13	6.4	69	71	20	21	8.7	2	9	10
11	7.6	7	5.8	12	20	62	47	19	98	8.2	2.1	7.6	11
12	7.4	7.9	6	11	17	42	36	18	37	7.7	1.9	6.8	12
13	7.1	7	6.1	11	12	33	111	26	28	7.2	1.8	6.1	13
14	7	7.4	6.3	10	11	28	65	42	24	6.7	1.6	5.6	14
15	21	5.9	6.4	10	9.7	25	47	166	22	17	1.6	5.3	15
16	18	5.5	6.6	9.7	9.3	22	37	133	21	7.5	44	4.9	16
17	15	5.3	6.7	9.3	9	20	30	49	19	5.9	40	4.7	17
18	14	4.8	7.1	9	8.8	18	27	37	52	5.2	12	4.5	18
19	13	5.5	30	8.6	8.6	16	265	31	32	5	122	4.3	19
20	12	5.2	22	8.3	8.3	14	133	28	46	4.7	29	223	20
21	11	4.4	18	8	8.1	14	66	26	25	4.5	14	39	21
22	10	4.4	17	7.6	7.8	14	48	25	22	4.4	11	22	22
23	12	5.1	16	7.4	7.6	14	41	24	19	4.2	8.6	16	23
24	14	5.2	15	7.2	7.4	16	37	25	17	4	7.3	14	24
25	13	4.5	14	6.9	6.9	19	34	27	15	3.7	6.5	13	25
26	12	4.3	19	6.7	77	17	31	28	14	3.2	5.8	12	26
27	10	4.4	124	6.5	35	16	44	26	17	3	5.5	11	27
28	10	4.3	84	6.2	18	31	107	23	28	7.1	16	9.4	28
29	11	4.3	47	6		159	52	22	17	3.9	7.9	8.5	29
30	9.7	5.9	37	5.8		79	183	21	14	3	6.3	8.1	30
31	9.4		30	5.6		56		19		2.7	5.7		31
TOTAL	349	185.5	573.7	365.8	330.4	900	1808	1170	880	232.7	379.8	658.1	TOTAL
MAX	21	9	124	28	77	159	265	166	98	17	122	223	MAX
MIN	7.0	4.3	4.0	5.6	4.1	11	20	18	14	2.7	1.6	4.2	MIN
AVG	11.26	6.18	18.51	11.80	11.80	29.0	60	37.7	29.3	7.5	12.25	21.94	AVG

TABLE B11. MEAN DAILY DISCHARGE FOR PANTHER CREEK (201), WATER YEAR 2010  
DISCHARGE, IN CUBIC FEET PER SECOND, FOR INDICATED DATE

DAY	OCT	NOV	DEC	JAN	FEB	MAR	APR	MAY	JUN	JUL	AUG	SEP	DAY
1	8.3	57	26	23	22	22	23	21	25	19	9.2	9.3	1
2	8.1	44	25	22	20	21	21	25	45	17	8.4	130	2
3	7.2	37	23	21	18	21	24	21	29	16	7.1	80	3
4	6.6	34	22	20	17	20	22	18	24	14	6	32	4
5	6.2	30	21	19	20	19	23	17	23	13	5.9	23	5
6	30	28	20	18	18	19	22	15	19	12	4.4	19	6
7	14	27	20	17	16	20	32	15	17	11	3.7	14	7
8	59	25	24	17	16	20	28	14	60	33	3.4	12	8
9	116	23	37	16	15	21	24	13	283	14	3	9.9	9
10	46	22	21	15	14	23	22	15	58	12	168	11	10
11	27	22	19	15	14	28	20	92	42	9.4	58	35	11
12	22	21	18	15	14	28	19	43	96	8.5	21	22	12
13	18	21	18	16	13	55	18	59	93	7.6	15	18	13
14	113	20	17	17	13	57	17	38	76	6.9	65	17	14
15	51	25	16	18	12	40	16	31	48	6.2	24	16	15
16	38	116	15	18	12	33	16	27	39	5.4	15	13	16
17	32	416	15	17	12	30	15	378	31	5	11	9.3	17
18	29	97	16	17	11	28	15	90	25	5.2	9.9	8.5	18
19	27	78	18	18	12	25	14	54	128	65	8.5	14	19
20	25	56	18	19	14	23	14	50	44	230	12	11	20
21	23	46	17	29	87	23	14	49	40	39	13	10	21
22	54	39	17	36	149	21	13	42	246	24	9.8	39	22
23	287	35	124	46	59	20	15	35	102	16	9.4	29	23
24	66	50	252	215	40	19	15	31	119	30	8.4	22	24
25	44	47	316	75	32	26	18	46	55	44	6.4	18	25
26	41	37	76	46	27	28	16	33	43	21	5.4	16	26
27	38	33	51	37	25	25	20	28	36	16	5	14	27
28	44	31	42	32	24	33	18	25	31	14	4.3	12	28
29	208	29	36	29		30	17	23	25	13	3.7	10	29
30	592	27	32	26		27	16	20	22	10	3.7	9	30
31	97		27	23		25		41		9.7	3.7		31
TOTAL	2177.4	1573	1399	952	746	830	567	1409	1924	746.9	531.3	683	TOTAL
MAX	592	416	316	215	149	57	32	378	283	230	168	130	MAX
MIN	6.2	20	15	15	11	19	13	13	17	5.0	3.0	8.5	MIN
AVG	70.2	52.4	45.1	30.7	26.6	26.8	18.9	45.5	64.1	24.1	17.1	22.8	AVG

TABLE B12. MEAN DAILY DISCHARGE FOR PANTHER CREEK (201), WATER YEAR 2011  
DISCHARGE, IN CUBIC FEET PER SECOND, FOR INDICATED DATE

DAY	OCT	NOV	DEC	JAN	FEB	MAR	APR	MAY	JUN	JUL	AUG	SEP	DAY
1	9	4.4	19	90	9.4	61	11	24	22	21	2	0.08	1
2	9	4.4	17	48	11	47	10	22	25	17	1.8	0.08	2
3	7.9	4.6	15	37	9.4	41	11	20	21	14	1.5	0.08	3
4	7.6	4.6	13	31	8.4	73	12	18	18	12	1.3	0.07	4
5	7.3	4.2	11	27	8	107	9.9	18	17	10	1.2	0.06	5
6	7	3.9	9	24	7.9	57	9.8	17	15	8.2	1.3	0.03	6
7	6.6	4	8	22	8	46	9.4	16	13	41	1.2	0.02	7
8	6.1	4.2	6.9	19	8.2	41	9.6	14	12	16	1.2	0.01	8
9	5.9	4.2	6	17	8.1	41	9.6	14	10	11	0.9	0.04	9
10	5.7	4	5.4	16	7.9	35	9.4	13	10	8.8	0.74	0.06	10
11	5.5	3.8	5.1	16	7.8	32	12	12	11	7.8	0.65	0.05	11
12	5.3	3.8	5.1	15	7.9	29	9.4	12	9.3	6.6	0.62	0.03	12
13	4.8	4	5.4	14	8.7	26	9	12	8.8	6.1	0.61	0.02	13
14	4.7	3.6	6.7	13	14	25	8.9	13	32	5.4	0.53	0.04	14
15	4.9	3.7	7.6	11	33	24	10	13	44	4.7	0.45	0.06	15
16	4.6	3.6	6.9	10	59	22	14	13	25	4.1	0.42	0.04	16
17	4.6	3.5	6	9.5	110	21	11	12	19	3.5	0.44	0.05	17
18	4.3	3.2	5.7	8.9	73	19	11	11	19	3.1	0.42	0.07	18
19	4.1	3.2	5.5	8.4	49	18	19	11	19	2.7	0.4	0.13	19
20	4.1	3.3	5.3	8.6	56	17	14	10	16	2.3	0.33	0.13	20
21	3.9	3.4	5.1	11	54	16	13	9.9	14	2.1	0.28	0.13	21
22	3.7	8.4	5.1	10	45	16	175	15	12	1.8	0.22	0.09	22
23	8.5	15	5	9.2	39	15	81	16	11	1.6	0.2	0.07	23
24	6.6	19	5	8.5	30	13	53	12	9.6	44	0.16	0.06	24
25	8.7	49	5	8	27	13	44	126	13	6.6	0.12	0.06	25
26	7	28	5	7.6	26	13	46	83	48	4.2	0.1	0.08	26
27	5.6	21	5.1	7.3	45	12	43	40	226	3.4	0.09	0.18	27
28	4.9	18	5.3	7.1	154	12	36	63	54	2.9	0.08	0.25	28
29	4.7	19	5.9	7		11	30	50	34	2.6	0.07	0.19	29
30	5.2	26	13	7		11	28	33	26	2.5	0.08	0.15	30
31	5		298	7		11		26		2.3	0.09		31
TOTAL	182.8	285	527.1	535.1	924.7	925	769	768.9	813.7	279.3	19.5	2.41	TOTAL
MAX	9.0	49	298	90	154	107	175	126	226	44	2.0	0.3	MAX
MIN	3.7	3.2	5.0	7.0	7.8	11	8.9	9.9	8.8	1.6	0.1	0	MIN
AVG	5.9	9.5	17.0	17.3	33.0	29.8	25.6	24.8	27.1	9.0	0.6	0.1	AVG

TABLE B13. MEAN DAILY DISCHARGE FOR COX CREEK (202), WATER YEAR 2000  
DISCHARGE, IN CUBIC FEET PER SECOND, FOR INDICATED DATE

DAY	OCT	NOV	DEC	JAN	FEB	MAR	APR	MAY	JUN	JUL	AUG	SEP	DAY
1	0.16	0.27	0.21	0.37	0.09	0.58	0.49	0.40	0.40	4.3	0.51	0.11	1
2	0.15	0.25	0.23	0.40	0.14	0.58	0.54	0.42	0.30	3.6	0.89	0.13	2
3	0.34	0.25	0.25	0.41	0.18	0.52	0.52	0.37	0.24	3.1	0.70	0.14	3
4	0.44	0.26	0.62	0.37	0.22	0.53	0.49	0.34	0.25	6.2	0.37	0.12	4
5	0.23	0.27	1.7	0.32	0.26	0.51	0.47	0.32	0.25	100	2.2	0.07	5
6	0.19	0.27	0.54	0.28	0.30	0.53	0.44	0.37	0.25	24	0.80	0.05	6
7	0.17	0.28	0.36	0.25	0.33	0.59	0.56	0.46	0.31	12	0.49	0.03	7
8	0.22	0.28	0.32	0.26	0.38	0.67	0.52	0.35	0.16	8.3	0.81	0.02	8
9	0.25	0.28	0.36	0.28	0.61	0.63	0.51	0.45	0.14	6.1	0.98	0.01	9
10	0.23	0.25	0.39	0.30	0.92	0.62	0.47	0.32	0.15	4.6	0.59	0.01	10
11	0.21	0.23	0.32	0.32	0.84	0.65	0.51	0.32	12	43	0.59	0.01	11
12	0.19	0.22	0.32	0.33	0.69	0.66	0.46	0.31	2.4	18	0.52	0.16	12
13	0.18	0.23	0.30	0.31	0.55	0.70	0.41	0.44	3.9	13	0.77	0.03	13
14	0.17	0.23	0.30	0.28	0.44	0.71	0.38	0.27	2.1	10	0.67	0.07	14
15	0.19	0.22	0.36	0.26	0.40	0.74	0.39	0.20	1.6	7.9	0.74	0.06	15
16	0.23	0.21	0.30	0.24	0.38	0.85	0.44	0.19	0.98	6.2	0.64	0.02	16
17	0.25	0.21	0.30	0.22	0.37	0.78	0.68	0.20	0.75	4.9	0.57	0.01	17
18	0.25	0.22	0.28	0.20	0.40	0.78	0.47	0.18	0.68	4.2	0.95	0.01	18
19	0.25	0.22	0.28	0.18	0.44	1.3	0.55	0.15	0.57	3.7	0.68	0.01	19
20	0.24	0.22	0.28	0.16	0.49	1.3	0.74	0.19	186	3.0	0.62	0.01	20
21	0.24	0.23	0.24	0.14	0.54	0.95	0.63	0.19	64	2.6	0.58	0.06	21
22	0.23	0.24	0.21	0.12	0.58	0.76	0.42	0.20	12	2.0	0.70	0.03	22
23	0.22	0.27	0.22	0.10	0.53	0.70	0.52	0.37	13	1.6	1.1	0.01	23
24	0.24	0.24	0.24	0.09	0.54	0.69	0.69	0.24	44	1.3	1.2	0.12	24
25	0.25	0.23	0.26	0.08	0.55	0.64	0.54	0.16	18	1.1	0.84	0.40	25
26	0.25	0.23	0.29	0.07	0.55	0.63	0.43	0.62	22	0.95	0.62	0.16	26
27	0.26	0.23	0.31	0.06	0.55	0.70	0.47	57	12	0.79	0.76	0.09	27
28	0.28	0.21	0.32	0.05	0.55	0.62	0.48	1.3	8.7	0.68	0.95	0.07	28
29	0.27	0.21	0.33	0.05	0.55	0.55	0.44	0.77	7.0	0.65	0.92	0.04	29
30	0.27	0.20	0.34	0.05		0.51	0.40	0.62	5.3	0.60	0.64	0.03	30
31	0.27		0.36	0.06		0.49		0.49		0.51	0.12		31
TOTAL	7.32	7.16	11.14	6.61	13.37	21.47	15.06	68.21	419.43	298.88	23.52	2.09	TOTAL
MAX	0.44	0.28	1.7	0.41	0.92	1.3	0.74	57	186	100	2.2	0.40	MAX
MIN	0.15	0.20	0.21	0.05	0.09	0.49	0.38	0.15	0.14	0.51	0.12	0.01	MIN
AVG	0.24	0.24	0.36	0.21	0.46	0.69	0.50	2.20	13.98	9.64	0.76	0.07	AVG

TABLE B14. MEAN DAILY DISCHARGE FOR COX CREEK (202), WATER YEAR 2001  
DISCHARGE, IN CUBIC FEET PER SECOND, FOR INDICATED DATE

DAY	OCT	NOV	DEC	JAN	FEB	MAR	APR	MAY	JUN	JUL	AUG	SEP	DAY
1	0.02	0.66	1.1	0.90	24	19	6.1	3.8	11	2.3	0.19	0.09	1
2	0.01	0.71	1.1	0.90	20	16	5.8	3.6	14	1.9	0.27	0.05	2
3	0.01	0.60	1.0	0.90	16	15	5.5	3.2	9.8	1.9	0.33	0.04	3
4	0.07	0.57	1.0	0.90	13	13	5.1	18	68	1.8	0.18	0.03	4
5	0.90	0.55	1.0	0.90	11	12	5.4	15	28	1.5	0.12	0.02	5
6	0.28	1.9	0.97	0.90	11	10	5.7	11	240	1.3	0.09	0.02	6
7	0.13	1.6	0.95	0.90	10	9.6	5.4	9.9	43	1.2	0.06	0.02	7
8	0.10	1.1	0.93	0.90	15	9.1	4.7	6.9	27	1.1	0.05	0.03	8
9	0.08	8.4	0.91	0.90	59	8.2	5.0	5.8	20	1.1	0.04	0.09	9
10	0.09	5.1	0.90	0.90	29	7.8	6.0	5.2	16	0.89	0.03	0.06	10
11	0.09	4.3	0.90	0.90	20	7.2	9.0	4.7	14	0.72	0.02	0.03	11
12	0.09	3.9	0.90	0.90	16	7.7	12	4.1	12	0.64	0.02	0.02	12
13	0.10	3.4	0.90	0.90	14	6.7	9.4	3.9	10	0.61	0.01	0.01	13
14	0.15	2.8	0.90	0.90	40	6.0	8.9	4.7	9.1	0.51	0.01	0.00	14
15	0.79	2.5	0.90	0.90	30	10	8.4	4.2	11	0.44	0.01	0.00	15
16	0.39	2.6	0.90	3.6	23	32	6.9	3.8	7.9	0.36	0.04	0.00	16
17	0.50	2.1	0.90	2.1	17	27	6.3	4.0	7.1	0.36	0.02	0.00	17
18	0.46	1.4	0.90	1.0	15	20	6.1	12	6.5	0.82	0.03	0.17	18
19	0.40	1.3	0.90	1.0	14	17	6.3	8.8	5.7	0.80	0.03	0.48	19
20	0.35	1.3	0.90	1.0	11	14	6.1	7.4	5.2	0.76	0.02	0.17	20
21	0.35	1.3	0.90	1.0	9.6	12	5.9	7.6	5.8	0.59	0.01	0.41	21
22	0.38	1.3	0.90	1.0	9.7	11	5.2	6.0	4.9	0.50	0.56	0.15	22
23	0.40	1.2	0.90	1.0	8.5	9.8	5.2	5.8	4.4	0.38	6.6	0.08	23
24	0.43	1.2	0.90	1.0	155	8.7	4.2	5.2	3.9	0.33	0.21	0.05	24
25	0.49	1.2	0.90	1.0	119	8.1	4.6	4.8	3.6	0.35	0.08	0.03	25
26	0.65	1.2	0.90	1.0	37	7.7	4.4	5.1	3.4	0.30	0.07	0.02	26
27	0.83	1.2	0.90	1.0	28	7.6	4.2	4.6	3.1	0.27	0.05	0.01	27
28	0.86	1.1	0.90	1.3	22	7.6	3.8	4.1	3.0	0.27	0.05	0.01	28
29	0.85	1.1	0.90	363		7.2	3.6	3.8	2.8	0.28	0.03	0.01	29
30	0.74	1.1	0.90	126		6.8	3.7	3.8	2.6	0.30	0.06	0.01	30
31	0.63		0.90	39		6.6		8.9		0.24	0.16		31
TOTAL	11.62	58.69	28.76	558.5	796.8	360.4	178.9	199.7	602.8	24.82	9.45	2.11	TOTAL
MAX	0.90	8.4	1.1	363	155	32	12	18	240	2.3	6.6	0.48	MAX
MIN	0.01	0.55	0.90	0.90	8.5	6.0	3.6	3.2	2.6	0.24	0.01	0	MIN
AVG	0.37	1.96	0.93	18.02	28.46	11.63	5.96	6.44	20.09	0.80	0.30	0.07	AVG

TABLE B15. MEAN DAILY DISCHARGE FOR COX CREEK (202), WATER YEAR 2002  
DISCHARGE, IN CUBIC FEET PER SECOND, FOR INDICATED DATE

DAY	OCT	NOV	DEC	JAN	FEB	MAR	APR	MAY	JUN	JUL	AUG	SEP	DAY
1	0.01	0.28	0.54	0.43	27	5.9	4.5	24	14	4.1	1.1	0.65	1
2	0.01	0.37	0.42	0.41	20	12	4.6	20	13	3.8	1.0	0.64	2
3	0.01	0.33	0.42	0.42	16	14	3.6	17	12	3.6	0.92	0.62	3
4	0.01	0.30	0.43	0.42	13	12	3.6	15	11	3.4	0.88	0.58	4
5	0.90	0.30	0.44	0.46	11	12	3.7	13	9.9	3.0	0.84	0.60	5
6	0.30	0.30	0.47	0.71	10	13	3.7	16	9.2	2.7	0.78	0.61	6
7	0.12	0.30	0.41	0.74	8.8	13	4.3	75	8.4	2.5	0.70	0.65	7
8	0.08	0.32	0.38	0.69	7.8	12	12	30	7.7	2.3	0.67	0.64	8
9	0.05	0.31	0.35	0.69	7.4	16	12	44	7.2	2.1	0.67	0.67	9
10	0.09	0.31	0.34	0.70	7.6	14	10	24	7.0	2.0	0.66	0.63	10
11	0.14	0.29	0.36	0.71	7.2	13	9.6	142	42	3.1	0.66	0.56	11
12	0.86	0.30	0.75	0.73	7.4	11	8.7	787	31	2.3	0.67	0.53	12
13	1.1	0.30	2.3	0.74	6.2	11	7.8	82	29	1.8	2.4	0.49	13
14	0.94	0.32	0.94	0.75	6.3	9.9	7.8	44	22	1.4	1.1	0.49	14
15	0.47	0.31	0.81	0.74	6.2	8.6	7.1	32	18	1.3	0.81	0.74	15
16	1.5	0.31	0.92	0.65	5.7	7.4	6.5	37	16	1.1	0.87	0.64	16
17	0.50	0.31	1.4	0.50	5.0	7.7	6.0	47	14	1.1	0.87	0.56	17
18	0.36	0.30	1.2	0.49	5.0	6.9	5.9	37	12	1.0	0.95	0.60	18
19	0.28	0.33	1.1	0.51	6.8	7.0	7.8	28	11	0.96	7.7	0.74	19
20	0.26	0.30	0.90	0.52	11	6.6	14	23	9.4	0.90	1.2	0.75	20
21	0.24	0.29	0.87	0.48	10	5.7	51	20	8.5	0.88	0.93	0.73	21
22	0.23	0.30	1.0	0.52	8.8	5.4	28	18	7.9	6.3	0.82	0.70	22
23	0.28	0.30	1.2	0.78	8.6	6.0	21	17	7.2	2.6	1.9	0.62	23
24	0.31	2.4	0.79	0.60	8.1	5.8	235	17	6.6	1.1	1.2	0.61	24
25	0.34	0.80	0.75	0.30	7.2	5.4	56	14	9.7	1.0	0.92	0.62	25
26	0.27	0.40	0.73	0.44	6.0	5.2	31	13	6.7	135	0.83	0.63	26
27	0.24	0.37	0.70	0.56	4.8	5.0	471	17	5.8	5.2	0.75	0.66	27
28	0.24	0.32	0.68	0.60	5.0	5.3	96	15	5.1	2.4	0.73	0.65	28
29	0.24	0.34	0.64	0.63		5.3	42	34	4.8	1.9	0.69	0.63	29
30	0.25	0.72	0.50	2.0		4.6	30	22	4.5	1.5	0.66	0.58	30
31	0.26		0.45	79		4.4		16		1.3	0.65		31
TOTAL	10.89	12.43	23.19	97.92	253.9	271.1	1204.2	1740	370.6	203.64	35.53	18.82	TOTAL
MAX	1.5	2.4	2.3	79	27	16	471	787	42	135	7.7	0.75	MAX
MIN	0.01	0.28	0.34	0.30	4.8	4.4	3.6	13	4.5	0.88	0.65	0.49	MIN
AVG	0.35	0.41	0.75	3.16	9.07	8.75	40.14	56.13	12.35	6.57	1.15	0.63	AVG

TABLE B16. MEAN DAILY DISCHARGE FOR COX CREEK (202), WATER YEAR 2003  
DISCHARGE, IN CUBIC FEET PER SECOND, FOR INDICATED DATE

DAY	OCT	NOV	DEC	JAN	FEB	MAR	APR	MAY	JUN	JUL	AUG	SEP	DAY
1	0.54	0.97	0.69	0.70	1.3	1.4	2.7	12	4.0	2.3	0.15	43	1
2	0.53	0.97	0.56	0.86	0.75	1.4	2.5	10	4.7	2.1	0.15	2.1	2
3	0.56	0.99	0.42	1.0	0.74	1.4	2.4	8.7	5.8	1.9	0.14	1.1	3
4	0.70	1.1	0.40	1.0	0.73	1.4	4.2	25	4.6	1.6	0.10	0.75	4
5	0.66	1.3	0.40	1.0	0.73	1.4	3.0	32	4.1	1.4	0.08	0.56	5
6	0.61	1.0	0.40	1.0	0.72	1.4	3.2	20	5.0	1.2	0.07	0.23	6
7	0.56	0.70	0.72	1.0	0.72	1.4	15	16	4.9	1.1	0.07	0.12	7
8	0.66	0.70	0.66	0.97	0.71	1.4	9.1	14	4.4	2.0	0.07	0.09	8
9	0.71	0.70	0.51	0.93	0.71	1.4	7.4	16	4.0	15	0.06	0.10	9
10	0.73	0.70	0.50	0.90	0.70	1.4	6.4	43	6.2	25	0.06	0.10	10
11	0.73	0.70	0.50	0.83	0.70	1.4	5.7	31	69	3.4	0.06	0.13	11
12	0.74	0.70	0.50	0.76	0.70	1.4	5.0	22	9.2	2.4	0.06	0.19	12
13	0.75	0.70	0.50	0.64	0.70	1.4	4.3	19	14	1.9	0.06	0.45	13
14	0.71	0.70	0.50	0.52	0.78	1.4	4.1	16	9.9	1.6	0.07	0.54	14
15	0.73	0.70	0.50	0.50	11	1.4	3.9	14	7.5	1.4	0.06	0.33	15
16	0.74	0.70	0.50	0.50	2.0	1.4	4.4	12	6.5	1.1	0.06	0.23	16
17	0.75	0.70	0.50	0.50	1.8	1.4	8.1	11	6.0	1.0	0.06	0.13	17
18	0.89	0.70	3.2	0.50	1.8	1.4	6.6	10	5.4	2.8	0.06	0.14	18
19	2.0	0.70	2.0	0.50	1.9	3.1	6.3	9.4	4.8	1.4	0.06	0.09	19
20	0.80	0.70	0.99	0.50	8.1	5.4	5.9	8.1	4.0	1.1	0.06	0.08	20
21	0.70	0.70	0.88	0.50	8.6	5.5	5.3	7.6	3.9	1.2	0.06	0.22	21
22	0.72	0.70	0.83	0.50	3.1	3.9	4.7	7.2	3.6	0.88	0.06	0.57	22
23	0.72	0.70	0.78	0.50	2.0	3.3	4.5	6.9	3.2	0.81	0.06	0.11	23
24	0.78	0.70	0.73	0.47	1.6	3.0	5.2	6.9	2.9	0.72	0.05	0.07	24
25	1.0	0.70	0.70	0.42	1.5	2.9	22	6.7	3.0	0.61	0.05	0.07	25
26	0.96	0.70	0.70	0.36	1.5	2.5	20	5.8	3.6	0.27	0.05	0.36	26
27	0.86	0.70	0.70	0.30	1.5	2.4	15	5.4	2.5	0.22	0.05	0.68	27
28	0.84	0.70	0.70	0.26	1.5	3.5	13	5.6	2.4	1.4	0.05	0.08	28
29	1.2	0.70	0.70	0.26		3.1	11	5.1	4.2	0.77	1.6	0.07	29
30	1.2	0.70	0.70	0.28		2.7	15	5.2	3.2	0.37	0.06	0.07	30
31	1.1		0.70	0.41		2.7		4.7		0.20	13		31
TOTAL	25.18	23.13	23.07	19.37	58.59	69.2	225.9	416.3	216.5	79.15	16.65	52.76	TOTAL
MAX	2.0	1.3	3.2	1.0	11	5.5	22	43	69	25	13	43	MAX
MIN	0.53	0.70	0.40	0.26	0.70	1.4	2.4	4.7	2.4	0.20	0.05	0.07	MIN
AVG	0.81	0.77	0.74	0.62	2.09	2.23	7.53	13.43	7.22	2.55	0.54	1.76	AVG



TABLE B17. MEAN DAILY DISCHARGE FOR COX CREEK (202), WATER YEAR 2004  
DISCHARGE, IN CUBIC FEET PER SECOND, FOR INDICATED DATE

DAY	OCT	NOV	DEC	JAN	FEB	MAR	APR	MAY	JUN	JUL	AUG	SEP	DAY
1	0.23	0.59	2.2	4.1	3.2	3.9	11	5.8	8.3	1.5	0.48	1.6	1
2	0.25	0.67	2.1	4.0	3.1	3.1	9.6	5.3	7.0	1.5	0.41	1.3	2
3	0.26	0.75	2.2	4.0	3.1	2.8	8.7	4.8	6.1	1.8	0.47	1.1	3
4	0.30	0.85	2.3	11	3.0	9.5	7.4	4.9	5.7	1.6	0.53	0.96	4
5	0.33	1.4	2.5	14	2.9	28	6.9	4.5	5.5	1.2	0.58	0.88	5
6	0.32	0.98	2.0	12	2.8	18	6.6	4.2	5.0	1.2	0.29	0.86	6
7	0.33	0.87	2.0	10	2.7	13	6.3	3.7	5.2	1.1	0.28	0.69	7
8	0.32	0.88	2.1	8.3	2.6	10	5.7	3.7	6.2	1.2	0.30	0.60	8
9	0.49	0.90	2.1	7.0	2.5	8.5	5.0	3.8	3.6	1.2	0.27	0.55	9
10	0.60	0.97	4.8	6.3	2.4	7.5	4.8	3.4	6.8	26	0.26	0.50	10
11	0.54	1.1	3.1	5.7	2.3	6.9	4.5	3.4	7.0	8.6	0.22	0.43	11
12	0.53	1.1	2.9	5.5	2.2	5.9	4.2	3.4	4.4	5.0	0.18	0.42	12
13	0.56	0.95	2.9	5.2	2.2	5.6	4.1	10	4.0	3.1	0.18	0.39	13
14	2.1	0.99	2.9	5.0	2.2	5.7	3.9	39	3.2	2.2	0.21	0.46	14
15	0.62	1.2	2.9	4.7	2.2	4.8	3.8	27	42	1.7	0.18	0.93	15
16	0.46	1.2	2.9	4.5	2.3	5.3	3.8	21	11	1.4	0.15	0.50	16
17	0.45	1.4	3.6	4.2	2.3	5.0	3.5	15	7.1	1.2	0.14	0.28	17
18	0.48	42	3.2	4.1	2.6	4.5	3.3	12	5.6	1.1	0.54	0.26	18
19	0.50	11	3.1	4.0	7.6	3.8	3.1	11	4.5	0.93	0.12	0.22	19
20	0.51	7.1	3.1	3.8	8.3	4.1	3.7	9.0	3.9	0.84	0.21	0.18	20
21	0.53	5.2	3.0	3.8	4.7	3.3	3.7	7.6	4.0	0.77	0.21	0.18	21
22	0.57	4.3	3.2	3.7	3.8	3.4	2.9	7.1	3.2	0.83	0.11	0.17	22
23	0.60	4.7	9.3	3.7	4.0	3.7	2.8	7.1	2.6	0.75	0.10	0.17	23
24	0.61	4.6	7.0	3.7	3.6	3.7	8.8	9.1	2.4	0.55	0.18	0.17	24
25	1.2	4.2	5.9	3.6	3.5	4.1	17	95	3.2	0.53	147	0.19	25
26	0.99	3.9	5.3	3.6	4.3	15	11	23	2.2	0.47	12	0.14	26
27	0.71	3.5	5.1	3.6	3.3	16	9.0	17	1.9	0.44	2.7	0.12	27
28	0.58	3.0	4.9	3.5	3.2	16	8.0	13	2.2	0.41	19	0.12	28
29	0.56	2.8	4.6	3.4	3.5	21	6.6	11	1.7	0.39	5.6	0.12	29
30	0.55	2.9	4.5	3.4		17	6.4	19	1.4	0.68	3.5	0.12	30
31	0.57		4.3	3.3		14		11		0.62	2.3		31
TOTAL	17.65	116	112	166.7	96.4	273.1	186.1	414.8	176.9	70.81	198.7	14.61	TOTAL
MAX	2.1	42	9.3	14	8.3	28	17	95	42	26	147	1.6	MAX
MIN	0.23	0.59	2.0	3.3	2.2	2.8	2.8	3.4	1.4	0.39	0.10	0.12	MIN
AVG	0.57	3.87	3.61	5.38	3.32	8.81	6.20	13.38	5.90	2.28	6.41	0.49	AVG

TABLE B18. MEAN DAILY DISCHARGE FOR COX CREEK (202), WATER YEAR 2005  
DISCHARGE, IN CUBIC FEET PER SECOND, FOR INDICATED DATE

DAY	OCT	NOV	DEC	JAN	FEB	MAR	APR	MAY	JUN	JUL	AUG	SEP	DAY
1	0.15	138	49	4.9	7.0	7.3	4.6	5.3	1.9	0.08	0.00	0.00	1
2	0.23	67	34	5.3	6.8	6.3	5.1	5.1	1.9	0.07	0.00	0.00	2
3	0.15	42	27	29	6.5	6.1	4.9	5.0	2.1	0.06	0.00	0.00	3
4	0.12	57	23	38	6.8	6.9	5.1	4.8	1.9	0.06	0.00	0.00	4
5	0.13	35	21	162	7.9	5.8	5.0	4.9	1.8	0.06	0.00	0.00	5
6	0.13	27	42	80	9.4	6.2	5.4	5.0	1.6	0.05	0.00	0.00	6
7	0.15	21	93	40	19	7.2	4.7	4.9	1.5	0.05	0.00	0.00	7
8	0.52	17	47	27	23	5.5	4.0	4.4	1.5	0.04	0.00	0.00	8
9	0.37	15	33	24	20	5.0	4.0	6.0	1.5	0.03	0.00	0.00	9
10	0.25	14	26	25	16	5.9	4.0	5.5	1.3	0.03	0.00	0.00	10
11	0.19	12	24	27	15	5.4	4.0	5.4	1.8	0.02	0.00	0.00	11
12	0.34	10	22	81	15	5.3	15	4.9	1.5	0.08	0.00	0.00	12
13	0.65	9.2	17	365	57	3.9	20	5.2	1.2	0.09	0.00	0.00	13
14	0.89	8.6	15	71	66	3.5	15	4.3	1.1	0.07	0.00	0.00	14
15	2.3	8.1	14	44	37	3.3	13	3.4	0.90	0.05	0.02	0.00	15
16	2.5	7.9	13	31	26	3.7	11	3.6	0.76	0.04	0.01	0.00	16
17	2.4	7.5	12	23	22	3.9	11	3.4	0.65	0.03	0.00	0.00	17
18	11	7.2	11	19	20	3.8	10	3.0	0.54	0.02	0.00	0.00	18
19	20	7.5	10	18	19	3.6	9.3	9.8	0.47	0.02	0.01	3.4	19
20	12	6.4	9.1	16	19	3.0	8.3	5.6	0.40	0.02	0.05	0.17	20
21	9.0	5.6	8.0	14	16	3.1	9.0	4.4	0.36	0.01	0.02	0.02	21
22	7.6	5.9	7.1	13	13	4.9	12	3.9	0.32	0.01	0.00	0.00	22
23	6.9	5.9	6.6	12	12	6.2	9.3	3.5	0.29	0.00	0.00	0.00	23
24	5.6	13	6.3	11	12	4.8	9.2	3.0	0.24	0.00	0.00	0.00	24
25	5.0	20	6.1	12	11	6.1	9.5	2.9	0.18	0.00	0.02	0.00	25
26	9.6	28	5.8	12	8.8	5.4	9.6	2.8	0.17	0.01	0.02	0.00	26
27	19	101	5.8	9.9	9.2	5.7	7.1	2.7	0.13	0.04	0.01	0.00	27
28	15	53	5.8	9.2	10	6.1	6.2	2.8	0.12	0.02	0.00	0.00	28
29	15	39	5.8	9.3		5.4	6.6	2.5	0.11	0.01	0.00	0.02	29
30	34	43	6.0	8.2		5.6	6.2	2.6	0.09	0.00	0.00	0.00	30
31	20		5.6	7.5		4.6		2.1		0.00	0.00		31
TOTAL	201.17	831.8	611	1248.3	510.4	159.5	248.1	132.7	28.33	1.07	0.16	3.61	TOTAL
MAX	34	138	93	365	66	7.3	20	9.8	2.1	0.09	0.05	3.4	MAX
MIN	0.12	5.6	5.6	4.9	6.5	3.0	4.0	2.1	0.09	0	0	0	MIN
AVG	6.49	27.73	19.71	40.27	18.23	5.15	8.27	4.28	0.94	0.03	0.01	0.12	AVG

TABLE B19. MEAN DAILY DISCHARGE FOR COX CREEK (202), WATER YEAR 2006  
DISCHARGE, IN CUBIC FEET PER SECOND, FOR INDICATED DATE

DAY	OCT	NOV	DEC	JAN	FEB	MAR	APR	MAY	JUN	JUL	AUG	SEP	DAY
1	0.00	0.09	0.08	0.32	0.81	0.53	3.2	4.2	3.4	0.18	0.10	0.06	1
2	0.00	0.03	0.05	1.3	0.80	0.50	4.0	4.2	3.5	0.09	0.07	0.04	2
3	0.00	0.01	0.05	1.1	0.81	0.45	5.3	4.1	3.1	0.05	0.05	0.02	3
4	0.00	0.00	0.06	0.75	0.65	0.42	4.4	3.9	2.9	0.05	0.04	0.03	4
5	0.00	0.00	0.01	0.57	0.55	0.59	4.3	3.7	2.6	0.04	0.04	0.02	5
6	0.00	0.08	0.00	0.46	0.48	0.66	100	3.6	2.6	0.02	0.02	0.02	6
7	0.00	0.05	0.00	0.44	0.43	0.50	42	3.5	2.7	0.00	0.02	0.01	7
8	0.00	0.04	0.00	0.47	0.42	0.61	23	3.4	2.2	0.00	1.0	0.01	8
9	0.00	0.03	0.00	0.40	0.41	1.1	16	3.4	2.1	0.00	0.56	0.00	9
10	0.00	0.00	0.04	0.22	0.41	1.2	12	3.4	2.1	0.00	0.19	0.11	10
11	0.00	0.00	0.05	0.20	0.41	16	9.8	3.2	2.2	0.38	0.12	6.4	11
12	0.00	0.01	0.07	0.20	0.41	9.7	8.1	3.1	1.8	80	0.08	3.3	12
13	0.00	0.04	0.14	1.3	0.40	14	6.8	3.0	1.6	20	0.06	0.66	13
14	0.00	0.03	0.15	1.1	0.40	6.4	6.8	2.7	1.6	11	0.04	0.29	14
15	0.00	0.20	0.20	0.69	0.38	5.0	6.0	3.1	1.5	2.7	0.03	0.16	15
16	0.00	0.18	0.13	0.65	0.37	4.6	5.9	3.9	1.3	1.4	0.02	0.11	16
17	0.00	0.05	0.05	0.56	0.33	4.0	5.0	4.3	1.1	0.92	0.01	0.09	17
18	0.00	0.04	0.03	0.44	0.16	3.7	4.8	4.0	1.1	0.59	0.00	0.09	18
19	0.00	0.04	0.00	0.42	0.08	3.6	5.3	3.7	0.94	32	0.00	0.07	19
20	0.01	0.03	0.00	0.76	0.12	3.4	4.4	3.3	0.71	7.3	0.00	0.05	20
21	0.09	0.03	0.00	1.2	0.21	3.3	4.2	3.2	0.65	2.6	0.00	0.05	21
22	0.02	0.03	0.01	0.86	0.23	3.2	4.0	2.8	0.52	1.7	0.00	0.26	22
23	0.00	0.03	0.04	0.74	0.25	3.3	3.8	2.7	0.51	1.1	0.00	0.24	23
24	0.00	0.02	0.35	0.48	0.26	3.9	3.7	3.2	0.38	0.82	0.00	0.11	24
25	0.00	0.00	0.91	0.26	0.27	3.8	3.8	3.9	0.34	0.56	0.00	0.08	25
26	0.00	0.01	0.88	0.22	0.31	3.5	3.4	3.1	0.34	0.63	4.1	0.06	26
27	0.00	0.06	0.54	0.26	0.39	3.7	3.3	2.7	0.33	0.49	0.20	0.05	27
28	0.00	0.76	0.59	1.1	0.47	3.5	3.1	2.3	0.21	0.35	2.5	0.04	28
29	0.00	0.29	0.47	2.5		3.1	3.6	2.0	0.14	0.25	0.57	0.04	29
30	0.00	0.09	0.43	1.1		3.2	4.6	2.0	0.12	0.18	0.14	0.04	30
31	0.03		0.42	0.82		3.8		2.3		0.13	0.08		31
TOTAL	0.15	2.27	5.75	21.89	11.22	115.26	314.6	101.9	44.59	165.53	10.04	12.51	TOTAL
MAX	0.09	0.76	0.91	2.5	0.81	16	100	4.3	3.5	80	4.1	6.4	MAX
MIN	0	0	0	0.20	0.08	0.42	3.1	2.0	0.12	0	0	0	MIN
AVG	0.00	0.08	0.19	0.71	0.40	3.72	10.49	3.29	1.49	5.34	0.32	0.42	AVG

TABLE B20. MEAN DAILY DISCHARGE FOR COX CREEK (202), WATER YEAR 2007  
DISCHARGE, IN CUBIC FEET PER SECOND, FOR INDICATED DATE

DAY	OCT	NOV	DEC	JAN	FEB	MAR	APR	MAY	JUN	JUL	AUG	SEP	DAY
1	0.04	0.20	24	11	5.0	251	21	5.0	3.1	3.2	0.02	0.00	1
2	0.03	0.21	16	9.1	4.8	46	16	4.7	2.8	2.4	0.02	0.00	2
3	0.02	0.21	13	9.2	4.6	26	15	4.9	3.1	2.0	0.02	0.00	3
4	0.02	0.22	12	14	4.5	19	12	12	2.7	2.0	0.17	0.00	4
5	0.00	0.22	12	25	4.3	16	10	16	2.2	1.5	0.08	0.00	5
6	0.00	0.23	12	17	4.2	14	9.7	13	1.9	1.2	0.04	0.00	6
7	0.00	0.23	10	15	4.0	13	8.8	11	1.9	1.0	0.02	0.00	7
8	0.00	0.24	9.4	13	3.8	11	8.1	11	1.6	0.87	0.02	0.00	8
9	0.01	0.25	8.1	10	3.8	11	7.5	9.2	1.3	0.80	0.02	0.00	9
10	0.01	66	7.0	9.3	3.7	11	7.2	7.9	1.3	0.92	0.02	0.00	10
11	0.17	19	15	9.3	3.7	10	10	7.1	1.4	1.0	0.02	0.00	11
12	0.08	6.5	116	8.2	3.7	10	8.0	6.0	1.1	0.57	0.01	0.00	12
13	0.04	5.1	64	11	3.7	9.9	7.1	5.4	0.96	0.47	0.01	0.00	13
14	0.04	4.1	39	52	3.6	9.4	8.3	5.3	0.87	0.34	0.01	0.00	14
15	0.03	9.3	26	104	3.6	7.8	7.7	5.2	0.78	0.29	0.00	0.00	15
16	0.15	31	20	38	3.6	7.2	7.0	4.6	0.69	0.21	0.02	0.00	16
17	1.1	12	16	26	3.5	6.9	7.0	4.0	0.58	1.3	0.03	0.00	17
18	0.36	8.0	13	21	3.5	6.4	6.6	3.8	0.53	0.57	0.05	0.00	18
19	0.24	6.0	12	16	3.5	7.1	6.0	3.8	0.74	0.36	0.10	0.00	19
20	0.21	4.9	12	13	3.4	5.5	5.5	3.6	0.42	0.28	0.07	0.00	20
21	0.26	4.1	37	13	20	6.3	5.5	3.3	0.46	0.18	0.05	0.00	21
22	0.43	3.7	31	11	44	6.0	5.6	3.0	7.8	0.14	0.03	0.00	22
23	0.38	3.4	21	9.8	19	9.9	5.2	2.7	37	0.12	0.01	0.00	23
24	0.34	3.1	17	8.8	152	11	4.7	2.5	9.4	0.09	0.00	0.00	24
25	0.36	2.9	15	7.8	199	9.6	5.6	2.8	5.1	0.08	0.02	0.00	25
26	0.58	2.6	12	7.3	26	9.1	8.8	4.4	3.6	0.06	0.01	0.00	26
27	0.80	2.4	11	6.8	18	8.6	6.3	4.0	2.9	0.06	0.00	0.00	27
28	0.70	2.5	9.5	6.3	29	8.1	5.6	3.6	9.2	0.05	0.00	0.00	28
29	0.56	2.6	8.3	5.8		7.3	5.2	3.3	6.9	0.05	0.00	0.00	29
30	0.38	44	8.2	5.3		22	5.1	3.0	4.4	0.04	0.00	0.00	30
31	0.23		12	5.1		25		3.2		0.03	0.00		31
TOTAL	7.57	245.21	638.5	518.1	585.5	621.1	246.1	179.3	116.73	22.18	0.87	0	TOTAL
MAX	1.1	66	116	104	199	251	21	16	37	3.2	0.17	0	MAX
MIN	0	0.20	7.0	5.1	3.4	5.5	4.7	2.5	0.42	0.03	0	0	MIN
AVG	0.24	8.17	20.60	16.71	20.91	20.04	8.20	5.78	3.89	0.72	0.03	0.00	AVG

TABLE B21. MEAN DAILY DISCHARGE FOR COX CREEK (202), WATER YEAR 2008  
DISCHARGE, IN CUBIC FEET PER SECOND, FOR INDICATED DATE

DAY	OCT	NOV	DEC	JAN	FEB	MAR	APR	MAY	JUN	JUL	AUG	SEP	DAY
1	0.00	0.00	0.01	2.0	5.6	16	11	8.3	9.7	3.2	3.9	0.93	1
2	0.00	0.00	0.08	1.8	5.5	16	9.7	8.2	9.0	3.0	3.3	0.79	2
3	9.9	0.00	0.07	1.8	5.5	26	10	7.0	826	93	3.1	0.74	3
4	0.07	0.00	0.05	1.9	18	20	10	6.2	488	20	2.8	49	4
5	0.01	0.00	0.05	2.0	418	15	8.8	6.2	74	12	7.7	12	5
6	0.00	0.00	0.02	2.0	160	12	8.6	6.2	46	8.5	6.9	5.7	6
7	0.00	0.00	0.03	16	37	12	7.8	6.6	34	6.6	3.8	6.1	7
8	0.00	0.00	0.06	555	32	11	8.2	6.5	27	143	2.8	16	8
9	0.00	0.00	0.15	82	30	9.7	8.3	5.7	23	38	2.3	9.2	9
10	0.00	0.00	0.12	56	22	8.7	55	5.5	19	19	1.9	6.5	10
11	0.00	0.00	3.3	42	18	8.9	43	16	16	14	1.6	101	11
12	0.00	0.02	2.0	34	16	9.1	29	12	14	415	1.5	116	12
13	0.00	0.03	0.59	28	14	8.7	23	11	13	58	1.4	72	13
14	0.00	0.00	0.27	23	11	8.7	19	10	11	35	1.2	969	14
15	0.00	0.00	0.15	18	9.2	8.4	17	9.6	10	24	1.1	123	15
16	0.00	0.00	0.18	16	9.0	7.4	16	9.3	9.2	18	0.93	64	16
17	0.00	0.00	0.14	15	204	13	14	8.9	8.1	14	0.86	43	17
18	0.00	0.00	0.10	14	28	24	16	8.0	7.7	11	0.78	32	18
19	0.00	0.00	0.10	13	17	25	20	7.6	7.2	11	0.69	26	19
20	0.00	0.00	0.17	12	13	21	17	7.5	6.3	8.6	0.62	21	20
21	0.00	0.15	0.74	11	12	19	16	6.7	5.7	50	7.8	17	21
22	0.00	0.17	3.2	9.9	10	15	15	6.3	5.2	41	3.6	15	22
23	0.00	0.05	4.7	9.3	9.6	13	13	6.2	4.7	13	1.3	13	23
24	0.00	0.02	4.0	8.8	8.9	12	13	6.2	4.6	10	1.0	11	24
25	0.00	0.01	3.5	8.2	8.3	12	12	13	5.2	8.9	0.87	9.9	25
26	0.00	0.04	3.3	7.6	7.7	10	10	16	4.5	7.2	0.77	9.2	26
27	0.00	0.03	3.1	7.0	7.4	10	9.8	13	6.3	6.2	0.72	8.5	27
28	0.00	0.03	2.8	6.4	7.2	8.9	9.7	11	4.9	5.9	11	7.7	28
29	0.00	0.01	2.6	5.9	32	8.3	8.6	10	4.4	5.2	12	9.2	29
30	0.00	0.01	2.4	5.8		8.6	8.6	12	4.0	5.3	1.6	8.3	30
31	0.00		2.2	5.7		11		14		4.5	1.1		31
TOTAL	9.98	0.57	40.18	1021.1	1175.9	408.4	467.1	280.7	1707.7	1112.1	90.94	1782.76	TOTAL
MAX	9.9	0.17	4.7	555	418	26	55	16	826	415	12	969	MAX
MIN	0	0	0.01	1.8	5.5	7.4	7.8	5.5	4.0	3.0	0.62	0.74	MIN
AVG	0.32	0.02	1.30	32.94	40.55	13.2	16	9.1	56.9	35.9	2.93	59.43	AVG

TABLE B22. MEAN DAILY DISCHARGE FOR COX CREEK (202), WATER YEAR 2009  
DISCHARGE, IN CUBIC FEET PER SECOND, FOR INDICATED DATE

DAY	OCT	NOV	DEC	JAN	FEB	MAR	APR	MAY	JUN	JUL	AUG	SEP	DAY
1	7.8	5.4	3	21	4.8	5.9	32	65	10	6.4	1.1	1.4	1
2	7.2	5.2	2.2	18	4.9	5.8	27	46	51	5.6	1.2	1.2	2
3	6.9	5.2	2.4	15	5.1	5.7	32	35	65	5.1	0.92	1.1	3
4	6.1	5	1.9	13	4.7	5.5	25	28	34	6.9	4.5	0.92	4
5	5.8	5	1.9	11	4.3	5.7	23	23	24	6	1.5	0.82	5
6	5.4	5.1	2.2	9.9	3.8	5.3	19	20	18	4.9	1	158	6
7	5.7	4.6	1.9	9.3	3.4	5.2	17	18	16	5	1.1	22	7
8	5.4	4.3	2.3	8.5	3	8	15	19	14	5.1	1.1	13	8
9	4.5	3.8	3.2	7.8	2.9	8	13	18	12	4	0.74	9.3	9
10	4.2	3.4	2.4	7.3	3.4	61	51	16	13	3.7	0.7	7.4	10
11	4	4.2	2.2	6.8	16	61	37	15	48	3.5	0.7	5.8	11
12	3.8	4.6	2.2	6.3	12	37	28	14	27	3.2	0.51	4.5	12
13	3.8	4.2	2.2	5.8	8.1	27	80	25	20	2.9	0.41	3.4	13
14	3.7	4.2	2.6	5.4	7	22	53	41	16	2.7	0.36	2.8	14
15	17	3.4	2.7	4.9	6.1	18	37	144	14	34	0.32	2.3	15
16	14	3.1	2.2	4.7	5.4	16	28	104	13	7.7	30	1.8	16
17	11	3	2.7	4.9	5.4	14	24	48	11	5.6	47	1.5	17
18	9.2	2.6	2.5	5	5.3	12	22	33	46	4.4	8	1.2	18
19	8	3.2	20	5.2	5.3	11	46	25	31	3.8	100	1	19
20	7.4	2.9	15	5.3	5.3	9.5	52	21	35	3.2	16	229	20
21	6.4	2.4	12	5.2	5.2	9	34	17	18	2.9	7.1	43	21
22	6.1	2.5	9.2	5	5.2	8.7	25	15	14	2.8	4.8	25	22
23	7.8	2.8	8.5	4.8	5.1	8.4	21	15	12	2.4	3.5	17	23
24	11	3	8.2	4.5	5.1	9.8	18	19	10	2.1	2.7	13	24
25	9.7	2.5	7.9	4.3	4.9	11	16	19	9.2	2.1	2.3	11	25
26	8.5	2.4	20	4.1	7.4	9.4	14	21	8.2	1.8	1.9	10	26
27	7.2	2.4	107	3.9	9.2	8.7	22	19	9	1.5	1.7	9.5	27
28	6.8	2.3	84	4	6.7	21	66	16	14	5.7	6.3	7.5	28
29	7.2	2.4	50	4.2		115	37	14	8.3	2	2.5	6.3	29
30	6.4	3.2	36	4.4		66	139	13	7.1	1.3	1.8	5.8	30
31	5.8		25	4.6		45		11		1.1	1.6		31
TOTAL	223.8	108.3	445.5	224.1	165	655.6	1053	937	627.8	149.4	253.36	616.54	TOTAL
MAX	17	5.4	107	21	16	115	139	144	65	34	100	229	MAX
MIN	3.7	2.3	1.9	3.9	2.9	5.2	13	11	7.1	1.1	0.32	0.82	MIN
AVG	7.22	3.61	14.37	7.23	5.89	21.1	35	30.2	20.9	4.8	8.17	20.55	AVG

TABLE B23. MEAN DAILY DISCHARGE FOR COX CREEK (202), WATER YEAR 2010  
DISCHARGE, IN CUBIC FEET PER SECOND, FOR INDICATED DATE

DAY	OCT	NOV	DEC	JAN	FEB	MAR	APR	MAY	JUN	JUL	AUG	SEP	DAY
1	6	57	18	17	14	16	17	17	15	13	4.5	11	1
2	6	42	17	16	13	15	16	21	43	12	3.9	110	2
3	4.9	33	15	14	11	15	16	18	22	11	3.5	56	3
4	4	28	14	13	11	14	14	15	18	9.7	3.5	23	4
5	3.7	24	14	12	12	13	15	13	16	8.7	3.5	16	5
6	35	21	13	11	12	13	15	12	14	7.6	2.8	12	6
7	17	20	13	9.2	9.8	14	22	12	13	7.3	2.5	9.3	7
8	71	17	19	8	9.4	15	20	9.7	47	11	2.3	7.8	8
9	117	16	31	7.1	8.8	15	17	9.2	176	7.1	2.1	6.8	9
10	61	15	18	6.9	8.2	17	15	11	44	6.2	27	6.5	10
11	40	14	16	6.8	6.8	20	14	90	30	5.8	15	28	11
12	31	14	15	6.9	6.5	20	13	44	93	5.2	3.8	16	12
13	24	14	14	7.5	6.3	43	13	51	80	4.6	3.6	12	13
14	119	13	13	9.1	6.3	47	12	32	58	4	26	10	14
15	53	20	11	9	6.4	32	11	25	36	3.6	5.2	9	15
16	36	111	10	8.7	6.7	26	11	22	27	3.2	3.7	8.1	16
17	28	279	10	8.9	6.9	22	10	257	22	2.9	3.2	6.9	17
18	24	90	10	9.2	7.1	20	9.9	73	19	3	3	13	18
19	21	75	9.8	9.9	7.1	18	9.5	46	51	28	2.7	28	19
20	18	53	9.4	11	9	16	9.3	43	27	139	2.9	14	20
21	16	40	9.3	18	72	16	9	41	26	20	4.2	12	21
22	69	33	9.3	26	108	15	8.8	34	155	13	2.8	42	22
23	276	28	95	41	51	13	9.9	27	75	9.9	2.5	27	23
24	71	42	195	145	34	13	9.7	23	87	12	2.2	19	24
25	47	38	215	61	25	23	14	50	39	14	1.9	15	25
26	40	30	68	37	21	23	11	42	28	9.7	1.8	13	26
27	38	26	46	28	18	20	13	30	23	8.2	1.7	12	27
28	48	23	35	22	17	26	12	22	19	10	1.6	11	28
29	215	21	28	19		25	12	19	16	7.8	1.5	9.2	29
30	344	18	25	17		21	11	17	14	5.9	1.5	8.1	30
31	91		21	15		19		17		5.3	1.7		31
TOTAL	1974.6	1255	1036.8	630.2	524.3	625	390.1	1142.9	1333	408.7	148.1	571.7	TOTAL
MAX	344	279	215	145	108	47	22	257	176	139	27	110	MAX
MIN	3.7	13	9.3	6.8	6.3	13	8.8	9.2	13	2.9	1.5	6.5	MIN
AVG	63.7	41.8	33.4	20.3	18.7	20.2	13	36.9	44.4	13.2	4.8	19.1	AVG

TABLE B24. MEAN DAILY DISCHARGE FOR COX CREEK (202), WATER YEAR 2011  
DISCHARGE, IN CUBIC FEET PER SECOND, FOR INDICATED DATE

DAY	OCT	NOV	DEC	JAN	FEB	MAR	APR	MAY	JUN	JUL	AUG	SEP	DAY
1	7.2	3.1	17	81	4.3	55	7.2	14	15	16	0.99	0.13	1
2	7	3	14	44	4.7	38	6.5	13	18	13	0.86	0.11	2
3	6.2	3.1	12	30	5.4	30	6.8	12	15	11	0.71	0.09	3
4	5.9	3.2	11	22	5.4	57	7.8	11	13	11	0.56	0.07	4
5	5.6	2.9	9.5	18	5	86	6.1	11	13	8.5	0.51	0.07	5
6	5.6	2.7	8.7	16	4.2	48	6.1	11	12	7.4	0.63	0.07	6
7	5.3	2.7	7.9	13	3.6	35	5.9	9.8	10	6.9	0.65	0.06	7
8	4.8	2.8	7.3	11	3.3	29	6.1	8.9	9.5	6.3	0.53	0.07	8
9	4.7	2.8	6.8	9.7	3.1	29	6.2	8.8	8.7	5.1	0.41	0.18	9
10	4.4	2.7	6.3	9.2	2.9	25	6.3	8.3	8.7	4.5	0.32	0.13	10
11	4.3	2.5	5.8	8.9	2.8	22	8.8	8	9	4	0.31	0.11	11
12	4.2	2.5	5.3	8.6	2.8	20	6.3	7.7	7.7	3.6	0.29	0.09	12
13	3.8	2.7	5	8	3.6	17	6	7.4	7.2	3.5	0.31	0.06	13
14	3.6	2.4	5.3	7.4	17	16	5.9	7.8	28	3.1	0.29	0.11	14
15	3.8	2.5	5.7	6.8	33	16	19	7.9	33	2.9	0.25	0.1	15
16	3.5	2.5	5.4	6.3	69	15	24	7.8	20	2.7	0.22	0.07	16
17	3.5	2.4	4.8	6.1	120	14	14	7.3	16	2.3	0.23	0.09	17
18	3.7	2.2	4.6	6.2	69	13	12	7.3	16	2	0.27	0.1	18
19	3.4	2.2	4.6	6.6	44	12	21	6.8	14	1.8	0.27	0.24	19
20	3.4	2.2	4.6	6.8	44	12	14	6.6	13	1.7	0.25	0.14	20
21	3.2	2.3	4.7	6.7	41	11	13	6.5	11	1.5	0.21	0.13	21
22	3	12	4.4	6.3	30	11	170	28	10	1.4	0.17	0.1	22
23	4.6	13	4.1	5.8	26	10	64	16	9.2	1.3	0.12	0.11	23
24	5.3	30	4.1	5.6	22	8.9	39	11	8.2	5.4	0.1	0.11	24
25	4.9	62	4	5.4	20	8.9	29	105	9.3	2.5	0.2	0.1	25
26	4.7	29	3.9	5	19	8.4	27	59	16	1.8	0.19	0.15	26
27	3.7	20	4	4.7	42	7.9	23	32	166	1.5	0.17	0.31	27
28	3.2	16	4.4	4.6	138	7.7	19	59	40	1.3	0.15	0.17	28
29	3.2	18	5.1	4.5		7.5	17	35	26	1.2	0.14	0.14	29
30	3.8	24	14	4.4		7.4	16	23	20	1.2	0.14	0.11	30
31	3.5		191	4.3		7.5		18		1.2	0.16		31
TOTAL	137	279.4	395.3	382.9	785.1	685.2	613	574.9	602.5	137.6	10.61	3.52	TOTAL
MAX	7.2	62	191	81	138	86	170	105	166	16	1.0	0.30	MAX
MIN	3.0	2.2	3.9	4.3	2.8	7.4	5.9	6.5	7.2	1.2	0.10	0.10	MIN
AVG	4.4	9.3	12.8	12.4	28	22.1	20.4	18.5	20.1	4.4	0.3	0.1	AVG



TABLE B25. MEAN DAILY DISCHARGE FOR COURT CREEK (301), WATER YEAR 2000  
DISCHARGE, IN CUBIC FEET PER SECOND, FOR INDICATED DATE

DAY	OCT	NOV	DEC	JAN	FEB	MAR	APR	MAY	JUN	JUL	AUG	SEP	DAY
1	6.8	4.7	3.8	9.3	4.0	63	20	32	193	55	19	2.4	1
2	5.6	7.7	4.5	9.0	4.2	50	20	30	99	48	14	2.4	2
3	12	11	5.7	8.7	4.5	45	20	26	61	58	12	1.9	3
4	24	11	7.7	8.3	5.1	41	18	25	51	68	9.7	2.6	4
5	10	10	66	8.0	5.7	38	17	24	46	105	12	2.2	5
6	8.1	10	28	7.6	6.3	34	19	23	38	60	14	1.2	6
7	7.1	10	15	7.4	6.9	33	22	22	34	51	12	1.0	7
8	6.6	10	13	7.6	7.5	33	23	22	32	52	11	0.95	8
9	6.1	7.5	13	8.1	8.1	30	19	49	28	53	16	0.86	9
10	6.0	5.0	16	8.6	8.7	26	18	45	25	115	11	0.91	10
11	5.4	4.8	12	9.0	9.3	25	22	33	34	75	7.3	0.97	11
12	5.2	4.5	12	9.5	9.9	24	19	31	77	54	6.3	6.3	12
13	5.1	4.8	9.7	9.9	10	24	17	26	338	46	5.9	3.2	13
14	4.6	5.0	7.2	9.6	11	25	17	23	327	41	6.9	15	14
15	5.3	4.8	8.0	9.3	12	26	17	22	140	36	5.3	10	15
16	6.5	4.9	9.2	8.9	12	27	18	24	92	34	4.4	3.5	16
17	8.2	4.6	6.8	8.5	13	21	30	25	57	31	3.7	2.0	17
18	5.9	4.8	5.3	8.1	15	20	22	25	44	29	3.4	1.6	18
19	5.6	5.6	5.0	7.5	18	27	23	23	36	31	3.1	1.3	19
20	5.4	5.2	4.8	6.9	21	34	126	20	94	26	2.8	3.4	20
21	5.5	4.6	4.6	6.3	30	32	164	19	158	23	2.6	8.5	21
22	5.6	4.6	4.5	5.7	39	29	80	19	63	21	2.8	6.4	22
23	4.9	6.0	5.9	5.1	44	26	64	24	404	19	4.0	125	23
24	4.4	7.9	8.0	4.5	48	28	56	20	1290	18	9.9	56	24
25	4.8	5.5	10	3.9	53	26	45	17	549	17	3.7	32	25
26	5.0	4.9	13	3.3	57	24	40	18	244	16	2.9	20	26
27	5.1	5.0	13	2.8	61	28	37	57	144	16	3.1	13	27
28	6.5	4.0	13	3.0	65	24	35	29	99	15	3.0	10	28
29	5.9	4.3	12	3.2	66	22	33	24	85	16	3.3	8.1	29
30	6.2	3.8	10	3.5		21	30	23	65	17	3.0	6.9	30
31	3.5		9.7	3.7		20		664		16	2.7		31
TOTAL	206.9	186.5	356.4	214.8	655.2	926	1091	1464	4947	1262	220.8	349.59	TOTAL
MAX	24	11	66	9.9	66	63	164	664	1290	115	19	125	MAX
MIN	3.5	3.8	3.8	2.8	4.0	20	17	17	25	15	2.6	0.86	MIN
AVG	6.67	6.22	11.50	6.93	22.59	29.87	36.37	47.23	164.90	40.71	7.12	11.65	AVG

TABLE B26. MEAN DAILY DISCHARGE FOR COURT CREEK (301), WATER YEAR 2001  
DISCHARGE, IN CUBIC FEET PER SECOND, FOR INDICATED DATE

DAY	OCT	NOV	DEC	JAN	FEB	MAR	APR	MAY	JUN	JUL	AUG	SEP	DAY
1	6.1	8.6	10	8.0	303	86	46	43	223	21	3.4	0.77	1
2	5.3	9.5	10	8.0	301	77	44	42	103	18	3.5	0.64	2
3	5.2	9.2	10	8.0	234	72	42	39	73	21	8.5	0.33	3
4	51	8.3	10	8.0	166	68	41	38	73	23	4.8	0.26	4
5	25	8.0	10	30	130	59	85	37	174	18	3.6	0.20	5
6	21	16	10	113	137	54	127	39	168	16	3.0	0.57	6
7	14	27	10	44	148	56	88	52	101	16	2.3	2.6	7
8	12	14	10	10	417	54	68	37	71	16	1.9	1.3	8
9	10	23	10	10	2160	48	71	32	62	16	1.7	6.5	9
10	9.8	23	10	10	420	49	61	31	55	15	1.6	11	10
11	9.8	15	10	10	207	55	213	129	51	12	1.6	3.4	11
12	9.3	13	9.9	20	144	59	239	62	46	11	1.2	1.6	12
13	8.7	12	9.7	46	132	59	127	50	43	10	0.97	0.95	13
14	8.3	11	9.6	72	212	53	97	69	40	9.4	0.66	0.76	14
15	9.0	10	9.4	142	168	165	114	56	52	9.1	0.61	0.96	15
16	8.1	11	9.3	112	118	385	113	46	39	8.5	1.3	0.45	16
17	7.9	8.9	9.1	79	84	228	78	224	35	8.2	1.6	0.35	17
18	7.8	6.6	9.0	65	88	186	68	100	34	14	2.9	1.9	18
19	7.5	6.5	8.9	45	84	146	64	66	31	14	7.2	34	19
20	7.2	6.5	8.7	16	83	117	61	86	30	12	3.1	9.0	20
21	7.2	7.2	8.6	12	63	94	68	349	74	9.3	1.7	12	21
22	7.7	34	8.4	12	61	82	59	82	42	9.0	1.4	5.8	22
23	8.9	15	8.3	12	56	72	60	61	36	13	2.4	4.5	23
24	9.5	7.9	8.1	12	1170	64	51	55	32	11	3.0	5.9	24
25	8.8	8.5	8.0	18	688	58	69	55	29	10	2.1	3.1	25
26	9.0	9.0	8.0	30	200	54	59	172	28	9.9	7.2	1.9	26
27	8.9	9.6	8.0	42	140	53	53	100	25	6.8	3.9	1.5	27
28	8.6	10	8.0	53	101	54	48	64	24	6.0	1.9	1.5	28
29	8.0	10	8.0	250		54	46	55	23	6.2	0.89	1.1	29
30	8.3	10	8.0	943		49	44	48	22	5.3	0.57	1.1	30
31	8.7		8.0	483		48		278		4.1	0.58		31
TOTAL	336.6	368.3	283	2723	8215	2758	2404	2597	1839	378.8	81.08	115.94	TOTAL
MAX	51	34	10	943	2160	385	239	349	223	23	8.5	34	MAX
MIN	5.2	6.5	8.0	8.0	56	48	41	31	22	4.1	0.57	0.20	MIN
AVG	10.86	12.28	9.13	87.84	293.39	88.97	80.13	83.77	61.30	12.22	2.62	3.86	AVG

TABLE B27. MEAN DAILY DISCHARGE FOR COURT CREEK (301), WATER YEAR 2002  
DISCHARGE, IN CUBIC FEET PER SECOND, FOR INDICATED DATE

DAY	OCT	NOV	DEC	JAN	FEB	MAR	APR	MAY	JUN	JUL	AUG	SEP	DAY
1	0.89	7.3	8.9	5.7	16	26	24	55	42	22	18	13	1
2	0.84	6.8	7.7	5.9	17	26	25	57	42	20	15	12	2
3	0.47	6.1	7.3	6.3	15	25	23	48	39	19	12	9.9	3
4	0.76	6.0	7.1	6.8	13	24	20	43	299	17	12	9.4	4
5	17	5.7	7.5	7.2	10	24	20	41	165	16	17	8.9	5
6	8.0	5.7	10	7.7	8.9	24	20	41	74	22	11	7.9	6
7	3.6	5.7	8.8	8.1	9.8	37	29	38	58	24	8.6	7.4	7
8	3.1	5.9	7.3	8.5	11	105	261	38	49	17	7.7	6.8	8
9	2.8	5.8	6.6	8.5	13	122	255	54	43	17	7.1	6.4	9
10	2.8	4.6	6.0	8.4	17	74	106	39	40	15	6.6	5.9	10
11	3.7	5.5	5.8	8.3	21	57	76	748	179	128	6.1	5.2	11
12	9.4	5.3	7.8	8.2	25	51	64	1550	246	40	5.3	5.0	12
13	14	5.2	28	8.1	28	45	55	335	2150	25	141	5.0	13
14	20	5.7	16	8.0	31	41	51	183	382	19	24	5.1	14
15	9.0	5.7	12	7.8	33	38	46	124	184	16	12	5.6	15
16	8.8	5.7	12	7.7	34	34	42	118	108	14	12	5.0	16
17	7.0	5.8	12	7.3	36	32	39	84	82	13	9.7	4.6	17
18	5.7	5.7	10	6.6	38	31	36	69	67	13	7.2	4.7	18
19	5.1	6.8	9.6	6.2	44	30	34	60	59	15	93	5.2	19
20	5.8	8.9	9.2	7.2	75	28	32	54	53	14	21	5.2	20
21	5.7	7.1	8.5	8.4	76	26	46	51	47	11	14	4.8	21
22	16	6.4	12	9.6	44	24	40	47	42	9.9	18	6.9	22
23	34	5.8	24	9.8	37	24	35	61	39	8.8	702	6.1	23
24	18	21	17	9.1	33	24	38	200	35	8.1	79	4.4	24
25	14	23	14	8.4	30	24	40	296	33	7.9	42	3.8	25
26	9.7	14	11	8.1	28	24	34	115	34	8.0	34	3.6	26
27	8.1	13	8.4	8.5	28	24	101	79	32	591	27	4.8	27
28	7.1	10	10	8.9	27	24	122	70	28	53	22	4.1	28
29	6.6	9.1	10	9.3		28	67	58	26	43	18	3.7	29
30	6.6	10	6.1	11		29	58	51	25	30	15	3.3	30
31	6.4		5.6	14		29		46		22	14		31
TOTAL	260.96	239.3	326.2	253.6	798.7	1154	1839	4853	4702	1278.7	1431.3	183.7	TOTAL
MAX	34	23	28	14	76	122	261	1550	2150	591	702	13	MAX
MIN	0.47	4.6	5.6	5.7	8.9	24	20	38	25	7.9	5.3	3.3	MIN
AVG	8.42	7.98	10.52	8.18	28.53	37.23	61.30	156.55	156.73	41.25	46.17	6.12	AVG

TABLE B28. MEAN DAILY DISCHARGE FOR COURT CREEK (301), WATER YEAR 2003  
DISCHARGE, IN CUBIC FEET PER SECOND, FOR INDICATED DATE

DAY	OCT	NOV	DEC	JAN	FEB	MAR	APR	MAY	JUN	JUL	AUG	SEP	DAY
1	3.1	7.3	4.5	6.7	5.3	6.8	12	313	17	14	3.7	13	1
2	2.9	6.1	4.2	6.6	5.1	6.4	11	104	18	12	4.0	3.9	2
3	3.5	5.8	4.0	6.6	4.8	6.0	10	70	22	11	4.8	2.1	3
4	15	5.9	3.9	6.3	4.5	5.6	13	64	19	11	3.5	1.3	4
5	13	6.2	3.8	5.9	4.2	5.6	17	189	17	9.7	3.0	0.93	5
6	6.1	6.5	3.7	5.4	3.9	5.6	12	87	24	8.8	2.8	0.76	6
7	4.5	6.4	3.7	5.0	3.6	15	19	65	25	8.1	2.4	0.62	7
8	3.9	5.9	3.6	4.8	3.4	38	18	56	20	25	2.0	0.53	8
9	3.9	6.0	3.5	4.5	3.1	39	15	231	22	27	1.7	0.45	9
10	4.7	6.2	3.4	4.3	2.8	18	14	266	24	23	1.5	0.39	10
11	4.4	6.4	3.4	4.1	2.8	24	13	843	20	13	1.5	0.36	11
12	3.8	6.5	3.4	3.8	2.8	326	12	176	17	9.9	2.0	0.30	12
13	3.8	6.2	3.4	3.6	2.8	193	10	109	18	8.7	2.0	3.8	13
14	3.8	7.0	3.5	3.4	2.9	64	12	84	18	7.7	2.3	4.9	14
15	3.8	6.4	3.5	3.2	7.4	47	9.4	71	15	7.0	2.1	2.0	15
16	3.8	6.4	3.5	3.0	9.5	37	9.5	59	13	6.2	1.8	1.1	16
17	4.2	6.2	3.7	2.8	8.8	33	36	52	12	5.7	1.4	0.70	17
18	4.4	6.1	38	2.6	8.5	30	23	45	11	5.6	1.3	0.56	18
19	4.2	6.3	30	2.5	8.5	28	21	43	11	5.8	1.3	0.36	19
20	4.2	6.3	15	2.4	8.5	35	23	42	10	5.2	1.1	0.32	20
21	4.1	6.5	12	2.3	8.5	25	19	37	10	64	1.1	0.37	21
22	4.2	6.3	10	2.1	8.5	19	18	33	9.6	14	0.93	2.8	22
23	4.3	6.1	8.8	2.0	8.5	16	16	31	9.0	8.9	0.74	2.0	23
24	5.1	6.0	7.5	2.0	8.5	15	16	30	8.7	7.2	0.40	0.85	24
25	10	5.8	6.8	2.1	8.4	17	18	28	37	6.1	0.28	0.59	25
26	9.1	5.6	6.8	2.1	8.0	13	15	25	92	5.4	0.21	0.76	26
27	6.3	5.4	6.8	2.1	7.6	12	13	23	25	4.9	0.15	5.2	27
28	5.5	5.2	6.8	2.1	7.2	19	15	23	20	5.4	0.10	1.9	28
29	6.2	4.9	6.8	2.2		20	18	22	17	5.6	0.45	1.0	29
30	7.8	4.7	6.8	2.2		14	17	21	15	4.8	0.65	0.74	30
31	7.6		6.7	2.6		12		20		4.0	1.4		31
TOTAL	171.2	182.6	231.5	111.3	168.4	1145	474.9	3262	596.3	354.7	52.61	54.59	TOTAL
MAX	15	7.3	38	6.7	9.5	326	36	843	92	64	4.8	13	MAX
MIN	2.9	4.7	3.4	2.0	2.8	5.6	9.4	20	8.7	4.0	0.10	0.30	MIN
AVG	5.52	6.09	7.47	3.59	6.01	36.94	15.83	105.23	19.88	11.44	1.70	1.82	AVG

TABLE B29. MEAN DAILY DISCHARGE FOR COURT CREEK (301), WATER YEAR 2004  
DISCHARGE, IN CUBIC FEET PER SECOND, FOR INDICATED DATE

DAY	OCT	NOV	DEC	JAN	FEB	MAR	APR	MAY	JUN	JUL	AUG	SEP	DAY
1	0.59	1.5	4.2	15	9.3	26	42	29	78	8.0	4.6	3.4	1
2	0.52	7.5	3.8	14	9.3	23	36	22	55	7.7	4.1	2.9	2
3	0.48	17	3.9	14	9.5	19	33	27	47	15	3.9	2.5	3
4	0.54	18	4.2	14	9.6	32	29	26	37	19	10	2.3	4
5	0.68	28	5.2	14	9.7	185	28	26	33	10	6.7	2.1	5
6	0.77	9.3	6.7	14	9.9	71	30	24	30	12	4.2	1.9	6
7	0.65	5.8	5.6	14	10	49	26	23	26	12	3.6	1.8	7
8	0.57	4.5	5.3	14	10	39	24	22	23	9.8	3.3	1.6	8
9	1.1	3.9	6.6	14	10	34	21	19	21	18	2.9	1.4	9
10	5.0	3.6	601	13	9.9	30	20	20	38	67	2.7	1.4	10
11	1.5	3.6	117	13	9.5	27	19	19	80	96	2.6	1.3	11
12	1.0	3.2	59	13	9.2	23	18	18	38	64	2.4	1.2	12
13	1.0	2.6	47	13	8.8	22	19	24	29	29	2.2	1.1	13
14	11	2.6	40	12	8.4	26	17	28	37	21	2.2	1.1	14
15	7.0	3.0	32	12	8.0	21	16	26	30	16	2.1	17	15
16	3.6	2.9	26	11	7.7	24	16	21	26	14	2.2	38	16
17	2.4	3.0	20	11	7.3	26	15	20	22	13	1.8	8.0	17
18	2.3	35	20	10	7.2	30	15	21	22	11	2.0	4.8	18
19	1.7	16	20	9.8	7.2	25	14	23	18	9.6	8.8	3.6	19
20	1.4	9.2	19	9.4	175	24	16	19	17	8.6	5.3	3.0	20
21	1.2	7.1	20	9.4	185	21	35	18	17	7.8	4.7	2.6	21
22	1.3	5.9	23	9.4	94	19	19	31	18	19	2.8	2.3	22
23	1.4	6.4	20	9.4	109	20	17	31	15	16	2.2	2.0	23
24	1.2	9.3	18	9.4	51	21	18	24	13	10	3.0	1.9	24
25	2.7	6.6	18	9.4	34	21	26	61	12	8.7	9.0	1.8	25
26	3.4	5.4	17	9.4	25	56	19	40	11	7.8	9.1	2.3	26
27	2.0	5.0	17	9.4	22	48	18	33	10	7.1	17	2.7	27
28	1.8	4.7	20	9.3	25	48	18	28	11	6.4	13	2.1	28
29	1.8	4.4	18	9.3	25	68	16	24	9.6	5.6	9.2	1.7	29
30	1.7	4.5	17	9.3		49	21	175	8.6	5.5	5.6	1.6	30
31	1.5		16	9.3		48		204		5.3	4.2		31
TOTAL	63.8	239.5	1250.5	357.2	915.5	1175	661	1126	832.2	559.9	157.4	121.4	TOTAL
MAX	11	35	601	15	185	185	42	204	80	96	17	38	MAX
MIN	0.48	1.5	3.8	9.3	7.2	19	14	18	8.6	5.3	1.8	1.1	MIN
AVG	2.06	7.98	40.34	11.52	31.57	37.90	22.03	36.32	27.74	18.06	5.08	4.05	AVG

TABLE B30. MEAN DAILY DISCHARGE FOR COURT CREEK (301), WATER YEAR 2005  
DISCHARGE, IN CUBIC FEET PER SECOND, FOR INDICATED DATE

DAY	OCT	NOV	DEC	JAN	FEB	MAR	APR	MAY	JUN	JUL	AUG	SEP	DAY
1	1.8	404	90	51	30	46	42	33	11	2.9	0.59	0.08	1
2	4.7	237	72	196	27	43	40	30	10	2.5	0.70	0.06	2
3	2.8	108	67	365	26	42	39	29	11	2.4	0.36	0.04	3
4	2.0	102	61	210	27	40	37	27	11	2.7	0.19	0.04	4
5	1.8	80	50	167	30	39	35	26	12	4.0	0.11	0.03	5
6	1.8	64	154	103	35	38	33	25	9.9	3.4	0.10	0.03	6
7	1.9	52	274	78	86	37	35	24	8.6	2.6	0.07	0.02	7
8	20	44	145	64	67	37	33	23	11	1.9	0.05	0.03	8
9	7.6	39	99	58	52	36	29	33	12	1.7	0.04	0.03	9
10	4.4	37	79	57	43	36	27	24	9.3	1.4	0.03	0.02	10
11	3.5	34	69	63	43	35	26	21	8.9	1.2	0.04	0.02	11
12	3.1	30	61	464	43	34	90	20	8.0	1.3	0.78	0.01	12
13	3.6	28	49	1050	89	31	63	29	7.7	1.5	3.2	0.01	13
14	4.2	26	36	193	226	27	47	23	7.4	1.5	3.4	0.23	14
15	8.2	26	50	131	131	24	42	20	7.2	1.2	1.1	1.7	15
16	5.1	26	42	113	101	26	39	18	6.8	0.99	0.56	0.92	16
17	4.3	25	37	100	79	26	37	18	6.2	0.76	0.34	0.90	17
18	4.0	25	36	90	68	26	34	17	5.9	0.63	0.57	0.49	18
19	6.0	40	36	81	63	26	33	23	5.6	0.47	3.7	8.4	19
20	5.1	31	36	74	70	23	40	18	5.4	0.49	0.94	3.2	20
21	4.1	26	38	67	73	23	42	16	5.0	1.2	0.42	1.2	21
22	59	25	38	61	62	23	131	16	4.8	1.1	0.37	0.54	22
23	186	25	37	54	57	43	93	14	4.4	0.74	0.25	0.31	23
24	37	26	34	48	54	52	67	13	4.1	0.48	0.11	9.3	24
25	23	27	30	43	52	133	57	13	3.8	0.41	0.35	3.9	25
26	33	28	28	41	50	101	51	13	3.6	1.6	2.5	1.5	26
27	57	180	25	40	50	78	47	12	3.3	5.8	1.3	0.90	27
28	41	149	27	38	53	68	41	12	4.6	1.9	0.55	0.81	28
29	37	94	27	37		60	41	12	3.6	0.99	0.32	3.7	29
30	58	92	29	35		56	36	14	3.2	0.64	0.16	1.6	30
31	36		34	32		48		12		0.50	0.11		31
TOTAL	667	2130	1890	4204	1787	1357	1407	628	215.3	50.9	23.31	40.02	TOTAL
MAX	186	404	274	1050	226	133	131	33	12	5.8	3.7	9.3	MAX
MIN	1.8	25	25	32	26	23	26	12	3.2	0.41	0.03	0.01	MIN
AVG	21.52	71.00	60.97	135.61	63.82	43.77	46.90	20.26	7.18	1.64	0.75	1.33	AVG

TABLE B31. MEAN DAILY DISCHARGE FOR COURT CREEK (301), WATER YEAR 2006  
DISCHARGE, IN CUBIC FEET PER SECOND, FOR INDICATED DATE

DAY	OCT	NOV	DEC	JAN	FEB	MAR	APR	MAY	JUN	JUL	AUG	SEP	DAY
1	0.84	0.79	2.0	3.2	7.1	3.5	67	355	15	6.6	0.76	1.6	1
2	0.58	0.69	1.7	18	5.8	3.6	92	119	15	5.8	0.49	1.2	2
3	0.50	0.65	1.5	16	5.0	3.0	161	83	13	5.4	0.73	0.98	3
4	0.56	0.65	1.4	7.8	4.3	2.5	91	68	11	5.6	2.4	5.5	4
5	0.51	0.65	0.97	5.6	3.9	3.0	68	58	11	4.6	1.3	2.8	5
6	0.37	2.0	0.59	4.9	3.8	4.4	330	48	12	3.8	1.1	1.5	6
7	0.34	2.5	0.57	3.7	3.7	4.8	309	43	15	3.1	1.6	1.1	7
8	0.59	1.5	0.59	2.6	3.4	11	117	39	10	2.9	2.3	0.80	8
9	0.54	1.1	0.60	2.3	3.1	13	83	37	9.1	2.6	6.8	0.63	9
10	0.45	0.99	0.62	2.3	2.9	12	68	37	9.9	2.4	8.0	5.1	10
11	0.44	0.93	0.64	2.2	2.8	9.3	58	32	11	4.3	5.5	12	11
12	0.43	0.95	0.66	2.2	2.7	14	52	31	10	5.7	2.8	6.7	12
13	0.51	1.0	0.67	2.2	2.7	106	44	30	8.7	4.4	1.9	3.6	13
14	0.58	1.1	0.69	2.1	2.7	42	99	29	8.0	3.0	1.4	2.5	14
15	0.43	1.2	0.71	2.1	2.6	27	64	31	7.9	2.5	1.1	1.8	15
16	0.42	2.3	0.72	2.0	3.4	22	60	125	7.4	1.9	0.78	1.3	16
17	0.36	3.3	0.74	2.0	5.0	18	57	65	6.4	1.4	0.60	1.2	17
18	0.34	2.3	0.72	2.0	3.1	15	44	50	6.0	1.0	0.78	1.4	18
19	0.41	2.8	0.65	1.9	2.2	14	42	41	6.0	4.1	4.8	1.3	19
20	0.82	2.6	0.57	1.9	1.9	13	36	36	5.5	20	2.1	0.76	20
21	5.9	2.2	0.50	3.6	1.9	13	33	32	5.6	5.2	1.1	0.65	21
22	2.4	2.1	0.43	4.7	1.8	13	31	28	11	5.6	0.72	0.68	22
23	1.2	2.1	0.45	3.5	1.9	14	29	25	9.2	3.6	0.53	0.66	23
24	0.94	2.0	0.55	3.0	2.0	14	27	24	5.9	2.6	0.40	0.66	24
25	0.83	1.8	0.64	2.9	2.1	13	30	25	8.2	1.8	0.93	0.56	25
26	0.78	1.7	0.74	2.9	2.2	12	27	23	14	3.7	4.0	0.48	26
27	0.89	2.3	0.83	3.0	2.4	12	24	19	23	4.8	1.6	0.42	27
28	0.98	15	0.93	15	2.6	21	22	17	18	7.0	14	0.29	28
29	0.94	6.4	1.0	85		16	26	15	8.9	2.6	7.1	0.26	29
30	0.95	2.6	1.1	21		15	185	15	7.1	1.5	3.8	0.26	30
31	0.87		1.2	9.5		162		15		1.2	2.3		31
TOTAL	26.7	68.2	25.68	241.1	89	646.1	2376	1595	308.8	130.7	83.72	58.69	TOTAL
MAX	5.9	15	2.0	85	7.1	162	330	355	23	20	14	12	MAX
MIN	0.34	0.65	0.43	1.9	1.8	2.5	22	15	5.5	1.0	0.4	0.26	MIN
AVG	0.86	2.27	0.83	7.78	3.18	20.84	79.20	51.45	10.29	4.22	2.70	1.96	AVG

TABLE B32. MEAN DAILY DISCHARGE FOR COURT CREEK (301), WATER YEAR 2007  
DISCHARGE, IN CUBIC FEET PER SECOND, FOR INDICATED DATE

DAY	OCT	NOV	DEC	JAN	FEB	MAR	APR	MAY	JUN	JUL	AUG	SEP	DAY
1	0.14	4.7	46	40	21	1280	183	73	55	14	5.3	7.2	1
2	0.18	4.5	35	29	21	262	119	63	37	13	4.8	6.4	2
3	0.17	4.3	27	28	21	81	108	57	34	12	4.5	5.8	3
4	0.12	4.5	19	84	21	56	88	55	30	53	4.6	5.2	4
5	0.07	4.9	16	204	21	53	76	53	27	26	4.2	4.6	5
6	0.09	5.3	14	77	21	50	69	46	23	17	4.3	4.5	6
7	0.13	5.9	13	58	21	50	63	44	24	13	3.2	6.0	7
8	0.19	6.0	12	50	21	49	59	43	20	12	6.8	5.9	8
9	0.18	6.1	12	43	21	54	56	40	17	10	51	4.1	9
10	0.26	7.2	13	35	21	95	52	38	16	9.9	15	3.3	10
11	1.4	37	15	37	21	74	96	36	17	9.0	9.6	3.6	11
12	1.9	16	125	33	21	69	101	33	15	7.5	7.7	3.2	12
13	0.75	8.5	137	29	22	74	79	30	13	6.8	6.2	2.5	13
14	0.54	3.4	69	30	22	72	73	30	13	6.2	4.3	2.4	14
15	0.40	2.8	51	73	22	87	67	31	12	5.6	3.6	1.8	15
16	0.44	2.6	40	41	22	68	60	30	11	5.4	3.0	3.2	16
17	7.7	2.4	35	37	22	57	57	25	10	28	2.8	2.4	17
18	3.6	2.3	26	35	22	51	54	23	11	27	24	2.1	18
19	1.8	2.1	21	34	23	53	50	22	22	92	19	1.7	19
20	1.3	1.9	21	32	23	48	47	21	11	40	10	1.6	20
21	1.1	1.9	108	31	218	92	46	20	10	23	8.6	1.4	21
22	3.2	2.0	94	30	540	105	45	18	48	18	6.8	1.1	22
23	2.8	2.0	65	29	320	573	43	17	87	15	34	0.96	23
24	1.7	2.0	50	27	168	1290	41	15	43	14	138	1.1	24
25	1.3	2.1	44	26	1000	501	540	16	31	10	115	0.96	25
26	1.7	2.1	40	25	224	223	628	26	25	9.3	33	1.4	26
27	4.0	2.3	34	24	131	147	268	95	22	9.3	21	1.8	27
28	4.2	2.4	29	23	63	116	140	62	20	9.9	16	1.2	28
29	3.5	67	24	22		95	102	48	18	9.0	14	1.1	29
30	3.8	221	23	21		441	84	40	16	7.2	10	1.1	30
31	4.4		42	21		263		46		6.0	8.4		31
TOTAL	53.06	437.2	1300	1308	3094	6529	3494	1196	738	538.1	598.7	89.62	TOTAL
MAX	7.7	221	137	204	1000	1290	628	95	87	92	138	7.2	MAX
MIN	0.07	1.9	12	21	21	48	41	15	10	5.4	2.8	0.96	MIN
AVG	1.71	14.57	41.94	42.19	110.50	210.61	116.47	38.58	24.60	17.36	19.31	2.99	AVG



TABLE B33. MEAN DAILY DISCHARGE FOR COURT CREEK (301), WATER YEAR 2008  
DISCHARGE, IN CUBIC FEET PER SECOND, FOR INDICATED DATE

DAY	OCT	NOV	DEC	JAN	FEB	MAR	APR	MAY	JUN	JUL	AUG	SEP	DAY
1	1.7	2.1	2.0	6.3	39	157	49	55	64	28	8.0	2.2	1
2	1.6	2.1	3.1	6.0	40	368	52	57	56	25	7.5	2.1	2
3	1.8	2.1	4.4	6.8	37	374	34	50	144	23	15	3.9	3
4	1.4	2.2	2.3	12	51	119	38	42	372	19	10	42	4
5	1.3	2.3	2.3	18	599	77	30	40	159	18	17	30	5
6	1.3	2.3	2.0	64	606	51	29	38	119	17	11	8.5	6
7	1.5	2.3	2.0	75	229	41	27	42	90	19	7.1	6.2	7
8	1.3	2.4	2.2	104	137	34	117	38	77	76	5.9	18	8
9	1.2	2.5	2.0	69	89	30	209	35	110	38	5.3	46	9
10	1.1	2.6	2.0	53	56	27	492	32	88	25	5.1	12	10
11	1.0	2.6	8.5	47	45	25	410	522	70	64	4.5	8.7	11
12	1.1	2.7	20	38	34	25	214	244	59	170	4.5	12	12
13	1.1	2.7	6.0	34	24	26	154	163	437	51	4.7	1040	13
14	1.2	2.5	3.5	25	22	27	123	132	171	31	5.2	980	14
15	1.3	2.3	2.7	13	21	28	108	103	162	23	4.2	311	15
16	1.4	2.3	2.9	12	22	29	98	87	114	22	3.6	183	16
17	1.5	2.3	2.7	11	1980	39	80	78	80	22	3.3	108	17
18	7.2	2.4	2.6	10	279	81	78	66	66	18	3.1	85	18
19	1.9	2.4	2.8	9.9	88	70	86	61	56	21	2.9	66	19
20	1.6	2.5	3.3	9.8	72	57	75	60	48	22	2.9	56	20
21	1.5	7.9	3.9	9.7	57	58	66	53	42	18	3.1	47	21
22	1.3	9.0	8.2	9.6	49	48	96	46	37	15	4.1	40	22
23	1.2	3.3	19	9.5	47	43	90	494	32	13	3.4	36	23
24	1.5	2.4	16	9.4	52	39	82	236	28	12	2.9	32	24
25	1.7	2.2	9.8	9.3	90	39	84	148	42	12	2.5	30	25
26	2.0	2.2	8.3	9.2	64	36	101	122	63	12	2.3	28	26
27	3.1	2.1	7.9	9.1	48	39	75	101	141	10	2.2	25	27
28	3.1	2.1	7.6	11	41	39	72	87	64	12	9.9	23	28
29	2.4	2.0	7.3	23	74	32	66	75	40	9.9	6.2	31	29
30	2.3	2.0	7.0	31		31	59	82	33	13	3.3	25	30
31	2.2		6.6	34		46		81		9.1	2.4		31
TOTAL	55.8	82.8	180.9	788.6	4992	2135	3294	3470	3064	868	173.1	3337.6	TOTAL
MAX	7.2	9.0	20	104	1980	374	492	522	437	170	17	1040	MAX
MIN	1.0	2.0	2.0	6.0	21	25	27	32	28	9.1	2.2	2.1	MIN
AVG	1.80	2.8	5.84	25.4	172.1	69	110	112	102	28.0	5.6	111.3	AVG

TABLE B34. MEAN DAILY DISCHARGE FOR COURT CREEK (301), WATER YEAR 2009  
DISCHARGE, IN CUBIC FEET PER SECOND, FOR INDICATED DATE

DAY	OCT	NOV	DEC	JAN	FEB	MAR	APR	MAY	JUN	JUL	AUG	SEP	DAY
1	22	15	14	92	53	83	172	416	117	52	23	12	1
2	19	16	14	76	54	59	116	237	215	47	24	12	2
3	19	17	14	63	54	59	97	175	93	42	20	11	3
4	17	17	14	55	54	59	80	149	74	86	25	10	4
5	17	16	13	49	58	59	83	126	65	76	21	9.5	5
6	17	18	13	46	78	60	84	111	60	54	18	12	6
7	25	18	13	45	238	74	74	97	58	46	58	11	7
8	40	17	14	44	160	2020	68	89	66	101	47	9.1	8
9	24	16	75	42	89	584	61	94	54	120	27	8.5	9
10	20	15	73	40	68	1740	55	76	52	90	23	8.4	10
11	18	17	53	39	283	476	47	65	62	78	21	8.2	11
12	19	24	44	38	182	249	43	60	57	59	18	7.8	12
13	19	20	40	42	92	170	246	336	48	51	16	7	13
14	18	23	41	48	64	123	164	707	45	44	15	6.5	14
15	22	20	42	54	44	108	111	3960	43	52	14	6	15
16	23	18	44	54	42	107	85	1860	50	41	19	5.9	16
17	18	21	45	54	41	110	72	324	48	49	40	5.1	17
18	18	40	47	53	41	97	67	198	754	37	25	4.7	18
19	17	35	48	53	40	79	182	144	718	34	58	4.5	19
20	17	15	50	52	40	67	304	121	306	31	57	5.8	20
21	20	12	50	52	39	64	191	105	142	32	29	9	21
22	20	12	49	51	39	60	126	93	183	33	27	16	22
23	17	13	49	50	38	56	129	85	108	28	21	12	23
24	25	13	48	50	38	289	359	82	84	28	18	7.6	24
25	25	12	48	50	37	431	170	74	73	113	17	12	25
26	20	11	59	51	389	206	187	75	64	44	15	13	26
27	16	10	1830	51	645	144	212	85	81	37	15	8.7	27
28	15	12	529	52	164	179	430	69	139	38	30	6.7	28
29	15	13	240	52		486	206	63	70	29	20	4.7	29
30	15	14	180	52		316	1450	57	58	25	15	4.4	30
31	15		129	53		261		52		23	13		31
TOTAL	612	520	3922	1603	3164	8875	5671	10185	3987	1620	789	259.1	TOTAL
MAX	40	40	1830	92	645	2020	1450	3960	754	120	58	16	MAX
MIN	15	10	13	38	37	56	43	52	43	23	13	4.4	MIN
AVG	19.74	17.3	126.52	51.7	113.0	286	189	329	133	52.3	25.5	8.6	AVG

TABLE B35. MEAN DAILY DISCHARGE FOR COURT CREEK (301), WATER YEAR 2010  
DISCHARGE, IN CUBIC FEET PER SECOND, FOR INDICATED DATE

DAY	OCT	NOV	DEC	JAN	FEB	MAR	APR	MAY	JUN	JUL	AUG	SEP	DAY
1	9	130	54	64	68	30	66	79	74	72	18	44	1
2	15	105	46	61	64	36	64	70	1920	65	15	31	2
3	11	84	39	59	57	43	120	61	287	61	16	77	3
4	8.9	76	34	59	47	51	89	54	186	55	18	31	4
5	7	68	31	57	43	64	89	50	187	51	16	23	5
6	7.2	60	29	55	40	88	81	45	173	58	12	20	6
7	7.6	57	27	52	39	119	119	594	126	78	11	16	7
8	6.3	50	39	50	39	155	109	200	125	155	9.9	13	8
9	11	45	77	48	40	222	90	122	112	71	9.9	12	9
10	15	46	47	45	39	418	77	102	94	55	27	11	10
11	9.9	45	41	45	38	278	70	539	85	48	24	20	11
12	8.8	40	40	44	39	199	64	205	125	45	14	15	12
13	8.2	39	39	42	40	1010	60	4010	272	46	15	10	13
14	13	37	40	40	41	425	55	438	414	38	33	8.3	14
15	18	35	40	38	42	254	52	258	443	35	15	7.4	15
16	15	38	39	37	44	178	55	192	301	31	11	6.5	16
17	11	97	37	35	39	151	47	228	161	28	8.4	6	17
18	9	121	36	35	30	130	44	179	308	26	9.7	10	18
19	8.6	91	34	34	27	111	42	147	2280	25	9.2	84	19
20	9.1	74	33	34	32	109	41	140	1100	28	410	35	20
21	8.6	65	32	33	34	151	40	179	308	24	120	25	21
22	31	59	32	33	33	171	38	155	179	22	52	38	22
23	160	56	58	119	26	126	46	130	264	21	34	24	23
24	72	117	488	1730	24	112	86	112	731	60	26	21	24
25	47	175	1960	400	23	166	652	102	195	47	21	19	25
26	134	122	390	204	22	122	209	127	176	27	19	30	26
27	81	96	232	118	23	104	136	107	142	22	22	24	27
28	64	90	165	86	24	97	104	90	115	20	19	20	28
29	147	74	118	78		85	92	79	95	17	18	16	29
30	639	63	87	74		75	80	73	82	16	15	14	30
31	195		72	71		71		76		27	16		31
TOTAL	1787.2	2255	4436	3880	1057	5351	2917	8943	11060	1374	1064.1	711.2	TOTAL
MAX	639	175	1960	1730	68	1010	652	4010	2280	155	410	84	MAX
MIN	6.3	35	27	33	22	30	38	45	74	16	8.4	6.0	MIN
AVG	57.7	75.2	143.1	125.2	37.8	172.6	97.2	288.5	368.7	44.3	34.3	23.7	AVG

TABLE B36. MEAN DAILY DISCHARGE FOR COURT CREEK (301), WATER YEAR 2011  
DISCHARGE, IN CUBIC FEET PER SECOND, FOR INDICATED DATE

DAY	OCT	NOV	DEC	JAN	FEB	MAR	APR	MAY	JUN	JUL	AUG	SEP	DAY
1	12	19	18	121	19	130	35	83	155	54	6.8	1.7	1
2	12	40	14	54	29	98	32	72	212	48	6.2	1.2	2
3	12	16	13	43	33	84	31	64	229	42	5.5	1.2	3
4	11	14	12	36	31	83	39	58	150	43	4.6	2.6	4
5	11	14	11	33	29	105	38	55	219	34	4.2	1.5	5
6	11	15	10	30	26	83	34	53	156	32	4	1	6
7	10	17	10	27	23	75	33	49	119	29	4.3	0.95	7
8	9.1	16	9.7	24	21	70	63	43	99	28	5	0.93	8
9	8.6	14	9.6	21	19	117	46	41	90	25	4.6	0.94	9
10	8.2	15	9.4	19	19	99	42	38	93	23	4	1.6	10
11	7.6	14	9.4	19	19	84	37	35	79	22	3.1	1.6	11
12	6	15	9.4	19	20	75	33	38	70	21	2.9	1.1	12
13	6.6	16	9.4	19	21	67	31	34	63	21	2.8	0.95	13
14	5.6	14	9.2	19	37	64	30	67	67	19	2.6	0.94	14
15	5.9	14	9.1	19	238	57	39	128	739	17	2.2	1	15
16	6.3	13	9.4	19	601	54	112	87	206	15	2	1.2	16
17	6.8	13	9.8	21	879	53	73	68	130	14	1.9	0.98	17
18	8	12	10	26	317	49	65	59	109	14	1.8	1.2	18
19	7.6	12	10	23	140	45	361	52	96	12	1.8	2.8	19
20	7.3	12	11	19	624	44	301	47	156	11	1.7	1.8	20
21	6.6	11	10	18	296	44	155	43	124	9.9	5.9	1.3	21
22	6.1	17	9.3	18	157	42	773	42	98	9.8	2.5	1	22
23	20	31	8.6	21	112	60	357	44	90	9.2	3.2	0.93	23
24	20	17	8.5	21	96	48	188	33	81	8.7	4.1	0.85	24
25	19	19	8.7	21	84	43	155	723	74	10	2.4	1.6	25
26	105	15	9.2	21	76	40	367	1890	87	8.9	1.8	4.1	26
27	40	12	9.7	20	74	38	207	350	152	7.4	1.6	16	27
28	25	12	10	19	196	37	140	240	85	18	1.4	9.4	28
29	20	13	11	18		35	111	791	68	23	1.3	4	29
30	19	29	19	17		34	97	329	59	9.9	1.3	2.8	30
31	16		137	17		34		197		7.6	1.6		31
TOTAL	469.3	491	454.4	822	4236	1991	4025	5853	4155	646.4	99.1	69.17	TOTAL
MAX	105	40	137	121	879	130	773	1890	739	54	6.8	16	MAX
MIN	5.6	11	8.5	17	19	34	30	33	59	7.4	1.3	0.90	MIN
AVG	15.1	16.4	14.7	26.5	151.3	64.2	134.2	188.8	138.5	20.9	3.2	2.3	AVG

TABLE B37. MEAN DAILY DISCHARGE FOR NORTH CREEK (302), WATER YEAR 2000  
DISCHARGE, IN CUBIC FEET PER SECOND, FOR INDICATED DATE

DAY	OCT	NOV	DEC	JAN	FEB	MAR	APR	MAY	JUN	JUL	AUG	SEP	DAY
1	3.0	2.3	1.2	3.2	0.53	26	6.9	13	56	21	6.5	0.38	1
2	2.1	3.0	1.5	3.3	0.52	22	7.0	11	33	19	4.8	0.30	2
3	5.4	4.3	2.1	3.5	0.53	19	6.8	10	25	21	3.8	0.64	3
4	8.9	2.7	3.2	3.6	0.40	18	6.1	9.6	22	31	3.2	0.64	4
5	5.7	2.2	22	3.7	0.28	16	5.9	8.7	19	29	3.4	0.33	5
6	4.7	2.1	11	3.6	0.19	15	7.2	9.0	14	20	4.0	0.24	6
7	4.0	1.8	6.8	3.5	0.14	14	7.1	8.0	13	16	3.6	0.22	7
8	3.5	1.8	5.5	3.5	0.13	14	7.2	7.9	12	14	3.8	0.24	8
9	2.5	1.9	5.1	3.5	1.4	12	6.1	13	10	19	4.6	0.22	9
10	2.3	2.1	6.6	3.5	3.9	10	5.8	12	9.4	44	2.9	0.20	10
11	1.8	1.7	5.9	3.5	4.0	10	6.8	11	11	24	2.1	0.27	11
12	1.7	2.0	5.8	3.6	4.1	9.6	5.5	9.6	31	18	1.8	1.7	12
13	1.5	1.8	4.9	3.6	4.2	9.6	5.3	8.1	33	16	1.8	1.5	13
14	1.6	2.0	4.3	3.6	4.3	11	5.4	6.9	92	15	1.8	4.8	14
15	1.9	2.3	5.3	3.6	4.4	10	5.4	6.6	33	13	1.4	3.1	15
16	2.8	1.9	4.0	3.7	4.6	9.5	5.8	7.1	22	12	1.0	0.81	16
17	3.5	1.6	3.1	3.7	4.7	7.8	8.6	7.4	16	11	0.85	0.30	17
18	3.0	2.3	2.6	3.6	5.4	7.6	6.5	7.4	14	9.8	0.71	0.21	18
19	2.7	3.4	1.9	3.1	6.2	9.6	8.0	6.1	12	9.1	0.60	0.17	19
20	2.6	1.8	1.9	2.6	7.1	11	112	5.5	25	7.4	0.52	0.43	20
21	2.3	1.5	2.0	2.1	9.0	11	90	5.3	46	6.7	0.46	1.5	21
22	3.2	1.9	2.0	1.9	11	9.9	40	5.2	18	6.0	0.89	2.8	22
23	1.9	2.2	2.1	1.7	13	9.2	30	5.4	120	5.5	1.1	21	23
24	1.8	2.5	2.2	1.6	15	9.8	25	4.7	491	5.2	1.0	22	24
25	1.8	2.0	2.4	1.4	17	9.0	20	3.9	152	4.8	0.77	8.6	25
26	1.9	1.6	2.5	1.3	19	8.4	17	4.8	72	4.7	0.67	5.4	26
27	3.0	1.5	2.6	1.1	21	10	16	12	48	4.6	0.53	3.5	27
28	3.5	1.8	2.7	1.0	23	8.7	14	6.6	37	4.2	0.65	2.7	28
29	2.2	2.5	2.8	0.88	26	7.8	14	5.6	31	4.2	0.64	1.9	29
30	2.3	1.3	3.0	0.76		7.8	13	5.4	25	4.6	0.52	1.4	30
31	2.2		3.1	0.64		7.5		200		4.8	0.48		31
TOTAL	91.3	63.8	132.1	83.88	211.02	360.8	514.4	436.8	1542.4	424.6	60.89	87.5	TOTAL
MAX	8.9	4.3	22	3.7	26	26	112	200	491	44	6.5	22	MAX
MIN	1.5	1.3	1.2	0.64	0.13	7.5	5.3	3.9	9.4	4.2	0.46	0.17	MIN
AVG	2.95	2.13	4.26	2.71	7.28	11.64	17.15	14.09	51.41	13.70	1.96	2.92	AVG

TABLE B38. MEAN DAILY DISCHARGE FOR NORTH CREEK (302), WATER YEAR 2001  
DISCHARGE, IN CUBIC FEET PER SECOND, FOR INDICATED DATE

DAY	OCT	NOV	DEC	JAN	FEB	MAR	APR	MAY	JUN	JUL	AUG	SEP	DAY
1	1.1	1.7	2.4	1.1	64	33	15	14	96	10	0.50	0.52	1
2	0.76	2.1	2.2	1.0	62	26	14	14	48	9.3	0.47	0.31	2
3	0.60	2.2	2.0	1.0	47	24	14	12	36	11	0.53	0.19	3
4	13	1.8	1.9	1.0	34	21	13	11	34	13	0.49	0.14	4
5	5.7	1.1	1.7	7.9	26	18	17	11	69	5.4	0.44	0.09	5
6	4.3	4.3	1.5	26	34	17	43	11	61	1.6	0.37	0.07	6
7	3.0	6.6	1.4	7.4	25	16	25	15	43	1.3	0.32	0.10	7
8	2.3	3.3	1.4	2.0	244	15	19	10	35	1.7	0.28	0.08	8
9	2.1	6.4	1.4	2.0	994	14	21	10	31	2.2	0.28	4.3	9
10	2.0	6.1	1.4	2.0	159	14	18	10	28	1.2	0.34	9.3	10
11	2.5	3.9	1.4	2.0	80	18	101	64	26	0.92	0.34	2.3	11
12	2.1	3.6	1.4	2.0	52	20	86	26	24	0.87	0.25	0.97	12
13	1.8	3.3	1.4	6.2	48	19	42	20	23	0.81	0.20	0.66	13
14	2.0	3.0	1.4	16	83	17	33	20	22	0.77	0.16	0.53	14
15	2.1	3.3	1.3	31	60	84	57	17	25	0.75	0.13	0.40	15
16	1.9	3.4	1.3	23	39	174	58	15	20	0.72	0.17	0.33	16
17	1.9	2.5	1.3	16	38	95	36	67	18	0.83	0.16	0.27	17
18	2.2	2.2	1.3	13	45	75	29	34	17	3.1	0.39	2.1	18
19	1.8	2.3	1.3	7.4	28	59	25	25	16	1.1	0.65	51	19
20	1.5	2.2	1.3	3.0	26	46	23	25	16	0.90	0.55	7.7	20
21	1.5	2.3	1.2	3.0	20	38	26	116	23	0.83	0.48	0.50	21
22	2.0	1.5	1.2	3.0	19	35	22	40	18	0.80	0.37	0.50	22
23	2.6	1.9	1.2	3.0	19	30	21	33	16	0.96	0.32	0.50	23
24	2.0	1.8	1.2	3.0	552	26	17	29	15	0.85	0.30	7.2	24
25	1.9	2.5	1.2	3.0	261	23	31	26	14	0.96	0.41	1.0	25
26	1.9	3.1	1.2	3.0	69	21	24	106	13	0.76	2.6	0.78	26
27	1.8	2.7	1.1	3.0	48	20	19	53	12	0.64	0.77	0.55	27
28	1.6	2.5	1.1	6.3	34	19	17	37	12	0.62	0.54	0.50	28
29	1.5	2.7	1.1	87		19	15	31	11	0.63	0.41	0.50	29
30	1.9	2.6	1.1	247		17	15	27	11	0.58	0.77	0.50	30
31	1.8		1.1	109		16		121		0.54	0.84		31
TOTAL	75.16	88.9	43.4	641.3	3210	1069	896	1050	833	75.64	14.83	93.89	TOTAL
MAX	13	6.6	2.4	247	994	174	101	121	96	13	2.6	51	MAX
MIN	0.60	1.1	1.1	1.0	19	14	13	10	11	0.54	0.13	0.07	MIN
AVG	2.42	2.96	1.40	20.69	114.64	34.48	29.87	33.87	27.77	2.44	0.48	3.13	AVG

TABLE B39. MEAN DAILY DISCHARGE FOR NORTH CREEK (302), WATER YEAR 2002  
DISCHARGE, IN CUBIC FEET PER SECOND, FOR INDICATED DATE

DAY	OCT	NOV	DEC	JAN	FEB	MAR	APR	MAY	JUN	JUL	AUG	SEP	DAY
1	0.36	2.9	3.6	2.3	6.6	10	9.6	29	19	8.6	7.0	4.8	1
2	0.33	2.7	3.1	2.3	6.9	10	10	28	19	7.8	5.5	4.3	2
3	0.19	2.4	2.9	2.5	6.0	9.9	9.1	22	17	7.5	4.8	3.7	3
4	0.31	2.4	2.8	2.7	5.1	9.6	8.1	21	138	6.9	5.8	4.2	4
5	6.9	2.3	3.0	2.9	4.1	9.4	8.0	19	70	6.4	12	3.0	5
6	3.2	2.3	4.1	3.1	3.6	9.6	7.9	19	38	13	5.2	2.5	6
7	1.4	2.3	3.5	3.3	4.0	15	12	16	29	9.5	3.8	2.2	7
8	1.3	2.4	2.9	3.4	4.4	42	168	15	24	7.4	3.4	2.1	8
9	1.1	2.3	2.6	3.4	5.2	49	137	24	20	7.6	3.1	1.8	9
10	1.1	1.8	2.4	3.4	6.7	30	65	17	19	6.0	2.9	1.4	10
11	1.5	2.2	2.3	3.3	8.3	23	47	419	100	103	2.6	1.1	11
12	3.7	2.1	3.2	3.3	9.8	20	37	591	124	22	2.4	0.91	12
13	5.4	2.1	11	3.2	11	18	30	135	757	14	5.6	0.88	13
14	8.1	2.3	6.4	3.2	12	16	27	85	122	11	4.6	1.4	14
15	3.6	2.3	4.8	3.1	13	15	23	60	65	9.4	3.2	1.6	15
16	3.5	2.3	4.6	3.1	14	14	20	53	45	8.0	4.3	0.81	16
17	2.8	2.3	4.8	2.9	14	13	18	44	35	7.0	2.8	0.65	17
18	2.3	2.3	4.2	2.6	15	12	17	37	30	6.6	1.9	0.72	18
19	2.1	2.7	3.8	2.5	18	12	16	31	26	7.5	24	0.77	19
20	2.3	3.6	3.7	2.9	30	11	14	26	22	6.9	5.4	0.66	20
21	2.3	2.8	3.4	3.4	30	10	24	24	19	6.5	3.7	0.70	21
22	6.6	2.5	4.6	3.8	18	9.7	19	22	17	5.7	7.3	1.4	22
23	13	2.3	9.7	3.9	15	9.6	17	34	16	6.1	269	0.96	23
24	7.1	8.4	6.9	3.7	13	9.6	20	73	14	5.5	34	0.46	24
25	5.4	9.3	5.7	3.4	12	9.7	19	134	14	10	18	0.37	25
26	3.9	5.6	4.4	3.2	11	9.7	16	56	13	21	15	1.8	26
27	3.2	5.1	3.3	3.4	11	9.6	62	40	13	193	12	1.3	27
28	2.8	4.1	4.0	3.6	11	9.6	71	34	11	18	8.9	0.56	28
29	2.6	3.6	4.0	3.7		11	40	28	11	15	7.3	0.47	29
30	2.6	4.0	2.4	4.3		12	32	24	10	10	6.1	0.57	30
31	2.6		2.2	5.4		12		21		7.7	5.5		31
TOTAL	103.59	95.7	130.3	101.2	318.7	461	1003.7	2181	1857	574.6	497.1	48.09	TOTAL
MAX	13	9.3	11	5.4	30	49	168	591	757	193	269	4.8	MAX
MIN	0.19	1.8	2.2	2.3	3.6	9.4	7.9	15	10	5.5	1.9	0.37	MIN
AVG	3.34	3.19	4.20	3.26	11.38	14.87	33.46	70.35	61.90	18.54	16.04	1.60	AVG

TABLE B40. MEAN DAILY DISCHARGE FOR NORTH CREEK (302), WATER YEAR 2003  
DISCHARGE, IN CUBIC FEET PER SECOND, FOR INDICATED DATE

DAY	OCT	NOV	DEC	JAN	FEB	MAR	APR	MAY	JUN	JUL	AUG	SEP	DAY
1	0.86	2.8	1.2	2.3	0.88	1.3	4.7	216	8.2	7.1	1.0	0.57	1
2	1.0	2.1	1.1	2.2	0.94	1.2	4.7	57	8.6	6.7	0.72	0.81	2
3	1.3	2.4	1.1	2.2	2.2	1.2	4.2	38	11	5.5	0.73	0.47	3
4	6.6	2.2	1.1	2.1	2.5	1.2	5.9	37	8.5	4.9	0.73	0.30	4
5	3.2	2.3	1.2	2.0	2.0	1.3	6.5	92	7.6	4.4	0.60	0.16	5
6	1.2	2.5	1.2	1.9	1.4	1.3	4.3	41	12	3.9	0.56	0.04	6
7	0.92	2.5	1.3	1.9	0.98	1.4	7.1	31	11	3.8	0.51	0.01	7
8	0.86	2.8	1.3	1.8	0.81	1.5	7.6	29	9.1	9.1	0.46	0.01	8
9	1.2	2.6	1.4	1.6	0.70	1.6	6.7	97	9.8	10	0.33	0.01	9
10	1.2	2.9	1.4	1.5	0.62	1.6	5.6	249	12	6.0	0.19	0.00	10
11	0.87	3.6	1.4	1.3	0.67	3.7	5.4	362	8.8	4.1	0.15	0.00	11
12	0.96	3.3	1.5	1.1	0.73	89	6.3	80	7.8	3.1	0.22	0.00	12
13	1.1	3.9	1.5	0.96	0.80	46	4.2	52	8.7	2.5	0.91	0.20	13
14	1.1	2.0	1.5	0.80	0.86	50	3.9	41	8.2	2.2	0.52	0.33	14
15	1.2	2.3	1.5	0.70	0.93	65	4.1	34	7.1	2.0	0.31	0.11	15
16	1.3	2.4	1.6	0.70	0.99	18	4.2	28	6.2	1.5	0.18	0.02	16
17	1.3	2.2	1.6	0.70	1.1	15	11	24	5.5	1.4	0.12	0.01	17
18	1.4	1.9	14	0.70	1.1	12	8.0	22	5.6	1.8	0.05	0.01	18
19	1.6	2.0	9.1	0.70	1.2	13	8.1	21	6.0	1.6	0.03	0.00	19
20	1.1	2.0	4.2	0.70	1.3	16	9.0	23	3.8	1.2	0.02	0.00	20
21	1.1	2.1	3.0	0.70	4.1	11	7.4	18	5.1	12	0.02	0.00	21
22	1.1	1.9	2.6	0.70	11	9.2	6.8	17	4.8	2.4	0.01	0.00	22
23	1.2	1.8	2.6	0.72	8.1	7.2	6.0	15	4.0	1.4	0.01	0.01	23
24	1.6	1.6	2.5	0.74	6.0	6.5	6.2	15	4.2	1.3	0.01	0.01	24
25	3.0	1.4	2.5	0.76	3.2	6.8	6.6	15	37	1.2	0.00	0.00	25
26	2.2	1.4	2.5	0.77	2.0	5.2	5.8	12	42	1.2	0.00	0.04	26
27	1.3	1.3	2.5	0.79	1.3	4.8	5.3	11	14	1.2	0.00	0.29	27
28	1.2	1.3	2.5	0.81	1.3	7.6	6.4	11	11	1.2	0.00	0.13	28
29	1.3	1.3	2.4	0.83		8.8	7.7	11	9.2	1.2	0.00	0.03	29
30	2.2	1.2	2.4	0.84		5.7	8.0	10	8.0	0.93	0.00	0.01	30
31	2.6		2.4	0.86		4.9		9.6		0.75	0.04		31
TOTAL	49.07	66	78.1	36.38	59.71	419	187.7	1718.6	304.8	107.58	8.43	3.58	TOTAL
MAX	6.6	3.9	14	2.3	11	89	11	362	42	12	1.0	0.81	MAX
MIN	0.86	1.2	1.1	0.70	0.62	1.2	3.9	9.6	3.8	0.75	0	0	MIN
AVG	1.58	2.20	2.52	1.17	2.13	13.52	6.26	55.44	10.16	3.47	0.27	0.12	AVG



TABLE B41. MEAN DAILY DISCHARGE FOR NORTH CREEK (302), WATER YEAR 2004  
DISCHARGE, IN CUBIC FEET PER SECOND, FOR INDICATED DATE

DAY	OCT	NOV	DEC	JAN	FEB	MAR	APR	MAY	JUN	JUL	AUG	SEP	DAY
1	0.01	0.79	1.1	6.3	3.3	13	21	12	40	2.9	0.82	0.57	1
2	0.00	1.8	1.0	6.2	3.3	12	18	9.0	29	2.8	0.78	0.47	2
3	0.00	9.0	1.1	6.1	3.3	9.3	16	13	23	5.5	0.72	0.39	3
4	0.00	5.8	1.1	6.1	3.3	19	14	13	19	5.8	2.2	0.35	4
5	0.02	9.9	1.3	6.0	3.3	93	13	13	16	3.0	1.6	0.32	5
6	0.05	3.1	1.4	6.0	3.3	37	13	11	14	3.7	1.1	0.32	6
7	0.05	1.4	1.2	5.9	3.3	25	12	13	13	4.0	0.98	0.28	7
8	0.04	1.1	1.2	5.9	3.3	19	12	10	11	4.6	0.93	0.25	8
9	0.37	1.0	3.5	5.8	3.3	17	10	9.6	9.9	11	0.72	0.24	9
10	1.2	0.99	270	5.8	3.2	14	9.7	9.5	22	33	0.50	0.21	10
11	0.93	1.0	53	5.7	3.2	13	9.2	9.7	40	18	0.42	0.16	11
12	0.86	0.98	26	5.7	3.2	11	8.9	9.8	20	17	0.41	0.12	12
13	0.72	0.93	19	5.6	3.2	11	9.5	13	15	8.6	0.36	0.08	13
14	5.0	1.0	17	5.3	3.2	12	8.7	17	16	7.2	0.50	0.05	14
15	5.0	0.95	15	5.1	3.2	10	8.2	14	14	4.2	0.68	1.4	15
16	2.6	1.0	13	4.8	3.2	12	8.1	12	11	3.5	0.36	6.6	16
17	3.3	1.3	12	4.6	3.2	13	7.8	12	10	3.1	0.30	1.3	17
18	1.5	18	10	4.3	3.2	14	7.3	23	8.9	2.8	0.39	0.84	18
19	1.2	6.8	8.5	4.1	4.8	12	7.0	23	7.9	2.6	1.0	0.65	19
20	1.1	3.8	7.9	3.8	44	13	8.8	22	7.0	2.4	0.94	0.50	20
21	0.94	2.5	7.8	3.7	29	11	18	21	8.1	2.2	0.72	0.45	21
22	0.94	1.8	7.6	3.7	19	9.9	9.8	28	8.0	7.4	0.51	0.41	22
23	0.94	2.7	7.5	3.6	30	10	8.5	31	6.9	6.2	0.39	0.39	23
24	0.90	4.0	7.4	3.6	17	11	9.3	24	5.6	3.3	0.52	0.54	24
25	1.4	2.3	7.3	3.5	11	10	12	38	4.7	2.5	0.81	1.1	25
26	2.1	1.6	7.1	3.5	8.6	19	9.4	24	4.9	1.9	2.1	1.7	26
27	1.3	1.3	7.1	3.4	7.2	17	9.9	18	4.1	1.3	3.9	0.75	27
28	0.70	1.3	8.1	3.4	9.2	22	9.0	14	4.3	1.1	3.0	0.52	28
29	0.81	1.3	6.8	3.4	10	30	8.0	12	3.6	0.96	1.6	0.49	29
30	0.76	1.2	6.4	3.4		24	9.1	66	3.1	1.1	0.95	0.44	30
31	0.71		6.4	3.4		24		94		0.97	0.70		31
TOTAL	35.45	90.64	543.8	147.7	248.3	567.2	325.2	638.6	400	174.63	30.91	21.89	TOTAL
MAX	5.0	18	270	6.3	44	93	21	94	40	33	3.9	6.6	MAX
MIN	0	0.79	1.0	3.4	3.2	9.3	7.0	9.0	3.1	0.96	0.30	0.05	MIN
AVG	1.14	3.02	17.54	4.76	8.56	18.30	10.84	20.60	13.33	5.63	1.00	0.73	AVG

TABLE B42. MEAN DAILY DISCHARGE FOR NORTH CREEK (302), WATER YEAR 2005  
DISCHARGE, IN CUBIC FEET PER SECOND, FOR INDICATED DATE

DAY	OCT	NOV	DEC	JAN	FEB	MAR	APR	MAY	JUN	JUL	AUG	SEP	DAY
1	0.60	94	33	20	9.8	17	18	12	7.0	0.62	0.00	0.00	1
2	2.9	64	28	65	9.4	16	17	11	7.4	0.53	0.00	0.00	2
3	2.3	31	26	179	9.6	15	17	11	8.0	0.48	0.00	0.00	3
4	1.2	33	22	85	9.9	15	16	10	6.2	0.68	0.00	0.00	4
5	0.64	26	20	61	10	14	15	9.8	4.8	0.83	0.00	0.00	5
6	2.3	21	64	42	12	14	14	9.8	3.5	0.78	0.00	0.00	6
7	4.4	17	118	33	34	14	15	9.7	3.1	0.55	0.00	0.00	7
8	15	14	62	26	23	14	13	9.6	4.9	0.44	0.00	0.00	8
9	8.2	12	44	23	17	13	14	14	7.3	0.34	0.00	0.00	9
10	2.9	12	34	21	14	13	12	9.8	5.8	0.24	0.00	0.00	10
11	1.9	10	30	23	14	12	12	8.8	4.6	0.17	0.00	0.00	11
12	1.3	8.5	25	237	14	12	36	7.9	3.5	0.16	0.00	0.00	12
13	1.6	7.4	20	347	39	11	26	11	2.4	0.17	0.00	0.00	13
14	2.6	6.8	18	72	93	11	19	8.7	1.5	0.14	0.00	0.00	14
15	5.4	6.7	16	51	51	10	17	7.4	1.3	0.08	0.00	0.00	15
16	2.0	7.0	15	33	40	10	16	7.1	1.2	0.04	0.00	0.00	16
17	1.6	6.9	14	26	29	10	15	7.2	1.1	0.03	0.00	0.00	17
18	1.2	7.2	13	24	24	10	15	6.9	1.1	0.03	0.00	0.00	18
19	0.88	12	12	22	23	9.8	14	9.3	1.0	0.01	0.00	0.00	19
20	0.85	9.6	11	21	26	8.9	16	7.4	1.1	0.01	0.00	0.00	20
21	0.83	7.0	9.9	19	26	8.9	15	6.8	0.99	0.01	0.00	0.00	21
22	11	7.0	8.9	18	21	9.2	42	8.5	1.3	0.00	0.00	0.00	22
23	33	7.0	7.7	16	20	15	33	8.0	1.1	0.00	0.00	0.00	23
24	8.5	7.6	6.9	15	19	22	24	6.7	1.1	0.00	0.00	0.00	24
25	4.4	7.2	7.8	14	18	74	21	5.2	0.88	0.00	0.00	0.00	25
26	5.8	8.2	10	13	18	52	19	5.3	0.80	0.04	0.00	0.00	26
27	13	78	9.2	13	18	38	17	6.3	0.75	0.13	0.00	0.00	27
28	8.6	58	10	12	19	32	14	7.2	0.90	0.03	0.00	0.00	28
29	8.1	38	10	12		27	14	7.3	0.81	0.01	0.00	0.00	29
30	12	35	11	11		25	13	8.4	0.75	0.00	0.00	0.00	30
31	7.8		12	10		21		7.4		0.00	0.00		31
TOTAL	172.8	659.1	728.4	1564	660.7	573.8	549	265.5	86.18	6.55	0	0	TOTAL
MAX	33	94	118	347	93	74	42	14	8.0	0.83	0	0	MAX
MIN	0.60	6.7	6.9	10	9.4	8.9	12	5.2	0.75	0	0	0	MIN
AVG	5.57	21.97	23.50	50.45	23.60	18.51	18.30	8.56	2.87	0.21	0.00	0.00	AVG

TABLE B43. MEAN DAILY DISCHARGE FOR NORTH CREEK (302), WATER YEAR 2006  
DISCHARGE, IN CUBIC FEET PER SECOND, FOR INDICATED DATE

DAY	OCT	NOV	DEC	JAN	FEB	MAR	APR	MAY	JUN	JUL	AUG	SEP	DAY
1	0.00	0.00	0.38	0.62	2.3	1.5	27	165	3.6	1.7	0.07	0.12	1
2	0.00	0.00	0.24	1.8	1.4	1.0	41	56	3.5	1.5	0.04	0.08	2
3	0.00	0.00	0.18	2.6	1.2	0.90	73	34	3.1	1.4	0.25	0.04	3
4	0.00	0.00	0.16	1.0	1.1	0.81	36	24	2.9	1.5	0.97	0.19	4
5	0.00	0.00	0.07	0.80	0.92	0.88	26	19	2.7	1.1	0.25	0.10	5
6	0.00	0.00	0.03	0.67	0.80	1.0	192	15	3.1	0.82	0.16	0.15	6
7	0.00	0.00	0.02	0.68	0.68	1.2	179	13	3.6	0.69	0.33	0.08	7
8	0.00	0.00	0.00	0.67	0.64	4.4	65	11	2.8	0.58	0.48	0.05	8
9	0.00	0.00	0.00	0.70	0.64	5.4	44	12	2.6	0.53	0.77	0.03	9
10	0.00	0.00	0.00	1.0	0.63	5.3	33	11	2.8	0.57	1.9	0.02	10
11	0.00	0.00	0.00	0.81	0.63	5.0	26	8.7	3.2	0.92	0.63	1.2	11
12	0.00	0.00	0.02	0.81	0.62	8.2	23	7.9	2.9	2.3	0.36	1.3	12
13	0.00	0.00	0.07	0.69	0.62	57	18	7.6	2.4	1.3	0.22	0.41	13
14	0.00	0.00	0.08	0.60	0.61	16	35	6.7	2.3	0.76	0.16	0.25	14
15	0.00	0.00	0.45	0.56	0.60	10	25	10	2.4	0.57	0.09	0.18	15
16	0.00	0.00	0.43	0.56	0.84	8.0	23	35	2.2	0.37	0.05	0.18	16
17	0.00	0.00	0.31	0.57	0.94	5.7	22	18	1.8	0.23	0.03	0.26	17
18	0.00	0.00	0.19	0.52	0.54	4.3	17	12	1.7	0.16	0.02	0.15	18
19	0.00	0.00	0.06	0.54	0.34	3.7	16	9.8	1.7	0.35	0.07	0.09	19
20	0.00	0.00	0.01	0.55	0.22	4.6	14	9.1	1.5	2.6	0.04	0.06	20
21	0.00	0.00	0.00	0.77	0.12	3.9	12	7.1	1.6	1.2	0.02	0.06	21
22	0.00	0.00	0.00	0.86	0.13	3.2	12	5.9	3.1	1.1	0.01	0.04	22
23	0.00	0.00	0.00	0.82	0.15	3.9	10	5.4	2.3	0.66	0.00	0.03	23
24	0.00	0.00	0.02	0.80	0.18	3.9	9.7	5.9	1.5	0.44	0.00	0.03	24
25	0.00	0.00	0.23	0.81	0.20	3.1	11	5.5	1.8	0.28	0.01	0.02	25
26	0.00	0.00	0.33	0.79	0.23	2.7	9.0	5.2	1.9	0.50	0.08	0.07	26
27	0.00	0.00	0.41	0.82	0.25	2.9	8.3	4.5	4.8	0.93	0.06	0.20	27
28	0.00	0.00	0.59	3.7	0.34	6.1	7.9	4.1	3.4	0.42	0.16	0.09	28
29	0.00	0.31	0.80	21		4.6	11	3.8	2.2	0.26	0.99	0.05	29
30	0.00	0.53	0.69	6.9		4.6	125	3.7	1.9	0.19	0.48	0.03	30
31	0.00		0.66	3.0		76		4.1		0.12	0.23		31
TOTAL	0	0.84	6.43	57.02	17.87	259.79	1150.9	540	77.3	26.05	8.93	5.56	TOTAL
MAX	0	0.53	0.80	21	2.3	76	192	165	4.8	2.6	1.9	1.3	MAX
MIN	0	0	0	0.52	0.12	0.81	7.9	3.7	1.5	0.12	0	0.02	MIN
AVG	0.00	0.03	0.21	1.84	0.64	8.38	38.36	17.42	2.58	0.84	0.29	0.19	AVG

TABLE B44. MEAN DAILY DISCHARGE FOR NORTH CREEK (302), WATER YEAR 2007  
DISCHARGE, IN CUBIC FEET PER SECOND, FOR INDICATED DATE

DAY	OCT	NOV	DEC	JAN	FEB	MAR	APR	MAY	JUN	JUL	AUG	SEP	DAY
1	0.02	0.16	16	14	7.2	646	84	33	20	5.8	2.2	2.8	1
2	0.01	0.17	9.7	11	6.8	94	55	27	16	5.0	2.0	2.5	2
3	0.00	0.18	5.6	10	6.4	31	49	23	15	4.7	2.6	2.3	3
4	0.00	0.19	4.2	33	5.9	23	38	22	13	65	1.9	2.0	4
5	0.00	0.20	4.1	62	5.4	20	32	20	11	16	1.7	1.8	5
6	0.00	0.21	4.3	27	5.0	18	28	17	10	9.0	1.5	1.7	6
7	0.00	0.22	3.7	20	4.5	16	25	16	11	7.0	0.87	2.0	7
8	0.00	0.23	2.7	17	4.0	17	23	15	8.2	5.9	1.8	1.9	8
9	0.00	0.24	3.0	14	3.9	23	20	14	6.6	5.1	45	1.4	9
10	0.00	1.1	3.5	13	4.1	48	19	13	6.6	5.1	7.3	1.2	10
11	0.00	3.4	4.3	11	4.4	32	42	13	7.2	4.3	5.1	1.4	11
12	0.00	1.3	47	9.7	4.6	28	44	11	5.7	3.6	4.2	1.3	12
13	0.00	0.78	47	8.6	4.8	32	33	9.8	5.0	3.4	2.9	1.0	13
14	0.00	0.63	23	9.5	5.0	30	32	10	4.6	3.0	2.1	0.93	14
15	0.00	0.60	16	21	5.2	41	28	11	4.3	2.7	2.0	1.7	15
16	0.02	0.56	12	10	5.6	27	23	9.9	4.0	2.6	1.7	1.5	16
17	0.17	0.50	10	8.7	6.1	20	22	8.1	3.7	13	1.7	0.75	17
18	0.80	0.47	7.6	8.3	6.5	17	20	7.4	5.7	9.8	5.0	0.59	18
19	0.56	0.53	7.4	7.9	7.2	19	18	7.2	6.8	58	3.0	0.51	19
20	0.28	0.41	6.8	7.6	8.9	17	16	6.8	3.6	20	2.5	0.41	20
21	0.78	0.42	43	7.3	58	41	16	6.2	4.0	12	2.8	0.49	21
22	1.1	0.45	39	7.2	97	50	15	5.7	18	8.6	2.9	0.48	22
23	0.80	0.48	25	7.0	48	318	15	5.2	46	6.4	15	0.37	23
24	0.53	0.50	19	6.8	22	482	14	4.7	19	5.2	68	0.31	24
25	0.44	0.92	17	6.7	351	179	245	5.2	14	4.3	33	0.33	25
26	0.37	0.88	16	6.9	60	92	292	21	10	3.7	13	0.38	26
27	0.31	0.67	13	7.2	40	63	125	77	8.2	4.0	8.1	0.38	27
28	0.26	0.79	11	7.5	18	49	70	40	9.3	3.9	6.9	0.44	28
29	0.22	5.0	8.9	7.7		38	49	28	7.5	3.5	5.4	0.37	29
30	0.18	60	8.3	7.9		175	39	23	6.5	2.9	3.8	0.30	30
31	0.15		15	7.6		115		22		2.4	3.1		31
TOTAL	7.0	82.19	453.1	403.1	805.5	2801	1531	532.2	310.5	305.9	259.07	33.54	TOTAL
MAX	1.1	60	47	62	351	646	292	77	46	65	68	2.8	MAX
MIN	0	0.16	2.7	6.7	3.9	16	14	4.7	3.6	2.4	0.87	0.30	MIN
AVG	0.23	2.74	14.62	13.00	28.77	90.35	51.03	17.17	10.35	9.87	8.36	1.12	AVG

TABLE B45. MEAN DAILY DISCHARGE FOR NORTH CREEK (302), WATER YEAR 2008  
DISCHARGE, IN CUBIC FEET PER SECOND, FOR INDICATED DATE

DAY	OCT	NOV	DEC	JAN	FEB	MAR	APR	MAY	JUN	JUL	AUG	SEP	DAY
1	0.43	0.38	0.40	2.3	6.7	52	14	20	25	9.0	3.4	0.20	1
2	0.56	0.38	0.88	2.4	6.2	209	11	19	22	8.4	3.3	0.14	2
3	0.96	0.41	0.86	2.4	5.9	199	11	16	45	7.6	3.4	0.90	3
4	0.91	0.74	0.51	2.6	10	48	11	14	200	6.6	3.1	13	4
5	0.56	0.79	0.63	7.6	135	28	9.8	13	61	6.3	3.9	8.1	5
6	1.6	0.70	0.82	29	165	21	9.3	13	43	6.0	3.3	2.9	6
7	1.2	0.60	0.50	28	46	16	8.8	16	31	7.3	2.5	2.1	7
8	0.40	0.62	0.55	53	29	12	73	14	26	46	2.3	5.8	8
9	0.30	1.3	0.41	39	23	9.0	100	13	31	17	2.1	13	9
10	0.22	0.99	0.42	29	17	8.0	301	12	28	10	2.0	3.8	10
11	0.20	0.74	2.6	24	13	7.2	220	357	23	12	1.9	3.8	11
12	0.19	0.53	5.6	19	10	7.5	92	119	19	19	1.8	20	12
13	0.31	0.46	2.6	17	8.3	7.9	64	73	335	11	1.8	638	13
14	0.37	0.45	1.6	13	8.1	8.3	50	57	85	7.1	1.7	496	14
15	0.37	0.38	1.4	9.8	8.2	8.7	44	43	51	5.7	1.4	128	15
16	0.37	0.45	1.3	8.5	8.5	9.1	38	34	37	9.2	1.2	66	16
17	0.49	0.46	1.2	7.6	813	12	28	29	29	8.8	1.0	43	17
18	3.0	0.55	1.1	7.0	80	25	27	24	24	6.9	0.90	31	18
19	2.1	0.64	1.1	7.0	33	22	29	22	20	9.0	0.92	24	19
20	0.91	0.96	1.2	7.1	20	18	24	23	17	8.0	0.84	19	20
21	0.63	3.7	1.3	7.2	13	17	22	21	15	6.3	0.80	15	21
22	0.47	3.4	2.1	7.3	12	15	34	19	13	5.3	0.82	13	22
23	0.28	1.3	5.2	7.3	11	13	31	395	12	5.5	0.73	11	23
24	0.31	0.71	3.4	7.2	14	12	28	126	11	4.4	0.62	10	24
25	0.37	0.59	2.6	7.2	23	12	32	67	15	4.6	0.46	9.4	25
26	1.2	0.61	2.5	7.1	10	11	37	49	17	4.3	0.34	8.7	26
27	1.7	0.53	2.4	7.0	8.2	13	28	41	38	3.7	0.25	7.3	27
28	0.62	0.45	2.4	7.8	7.4	12	29	35	16	3.8	0.50	6.4	28
29	0.36	0.37	2.3	13	20	9.7	26	30	12	3.7	1.1	8.3	29
30	0.36	0.34	2.3	7.8		9.7	22	37	10	4.3	0.39	7.2	30
31	0.44		2.3	6.1		15		33		3.5	0.28		31
TOTAL	22.19	24.53	54.48	400.3	1564.5	867.1	1453.9	1784	1311	270.3	49.05	1615.04	TOTAL
MAX	3.0	3.7	5.6	53	813	209	301	395	335	46	3.9	638	MAX
MIN	0.19	0.34	0.40	2.3	5.9	7.2	8.8	12	10	3.5	0.25	0.14	MIN
AVG	0.72	0.82	1.76	12.9	53.95	28.0	48	58	43.7	8.72	1.58	53.83	AVG

TABLE B46. MEAN DAILY DISCHARGE FOR NORTH CREEK (302), WATER YEAR 2009  
DISCHARGE, IN CUBIC FEET PER SECOND, FOR INDICATED DATE

DAY	OCT	NOV	DEC	JAN	FEB	MAR	APR	MAY	JUN	JUL	AUG	SEP	DAY
1	6.2	3.7	5.5	39	6.1	36	69	153	34	21	10	3.8	1
2	5.8	3.9	3.7	33	6.5	27	52	88	37	18	9.8	3.6	2
3	5.7	3.9	4	29	6.8	23	42	63	23	16	8.4	3.3	3
4	5	3.8	3.8	27	6.7	22	34	58	18	42	8.5	3	4
5	4.9	3.7	3.8	25	6.6	22	34	50	17	32	7.8	2.7	5
6	4.8	4	3.6	23	7.7	21	34	41	16	22	6.8	3	6
7	7.8	4.1	3	20	51	31	32	34	16	19	18	2.9	7
8	10	4.1	3.3	18	23	1110	30	33	18	124	14	2.5	8
9	6.4	4.3	26	15	14	227	26	44	15	92	8.6	2.4	9
10	4.4	3.7	19	12	16	725	23	30	14	69	7.4	2.4	10
11	4.7	4.3	12	11	165	167	20	26	21	51	6.9	2.6	11
12	5.6	6.1	11	11	82	84	19	26	16	35	6	2.4	12
13	5.5	6	11	11	39	60	103	198	14	28	5.7	2.2	13
14	5.3	6.8	17	11	28	49	67	276	13	23	5	2.1	14
15	6.5	5.5	15	11	21	44	46	1600	12	25	4.7	1.9	15
16	6.2	4.5	13	10	21	40	36	509	15	20	6.7	2.3	16
17	4.8	4.1	12	10	20	36	31	132	14	35	15	1.6	17
18	4.7	3.8	11	9.9	18	33	29	84	415	20	8.3	1.4	18
19	4.5	3.9	11	9.7	17	28	71	63	144	17	12	1.4	19
20	4.4	4	11	9.5	16	29	119	50	90	15	14	2.1	20
21	4.5	3.6	10	9.2	16	29	83	41	61	16	9	3.3	21
22	4.3	3.6	10	8.8	15	27	56	34	141	15	8.2	6.7	22
23	4.9	3.8	9.8	8.5	14	24	77	30	56	13	6.3	4.1	23
24	8.1	4.2	9.5	8.1	14	166	164	28	39	13	5.6	2.6	24
25	7.7	3.8	9.3	7.8	13	196	73	25	31	74	5.3	5.7	25
26	5.3	3.7	10	7.4	247	86	83	26	25	23	4.6	4.7	26
27	3.8	3.7	855	7.1	265	60	99	29	45	17	5	3.7	27
28	3.7	3.8	238	6.7	60	93	175	23	70	15	10	2.8	28
29	3.4	3.8	98	6.4		233	85	20	32	12	6.3	1.8	29
30	3.6	4.9	71	6		128	648	18	25	11	5	1.7	30
31	3.7		50	5.8		105		16		9.6	4.2		31
TOTAL	166.2	127.1	1570.3	426.9	1215.4	3961	2460	3848	1487	942.6	253.1	86.7	TOTAL
MAX	10	6.8	855	39	265	1110	648	1600	415	124	18	6.7	MAX
MIN	3.4	3.6	3.0	5.8	6.1	21	19	16	12	9.6	4.2	1.4	MIN
AVG	5.36	4.24	50.65	13.8	43.41	127.8	82	124	49.6	30.41	8.16	2.89	AVG

TABLE B47. MEAN DAILY DISCHARGE FOR NORTH CREEK (302), WATER YEAR 2010  
DISCHARGE, IN CUBIC FEET PER SECOND, FOR INDICATED DATE

DAY	OCT	NOV	DEC	JAN	FEB	MAR	APR	MAY	JUN	JUL	AUG	SEP	DAY
1	4.8	51	22	28	25	8.8	23	32	20	26	6.4	12	1
2	6.7	39	19	24	24	11	23	28	706	23	5.3	11	2
3	5.4	31	17	22	20	14	48	24	115	21	6.5	37	3
4	4.1	27	15	21	18	19	35	22	69	19	6.4	11	4
5	3.2	23	14	20	17	27	36	20	80	17	5.5	8.5	5
6	3.7	22	12	20	16	36	33	18	60	17	4.1	6.8	6
7	4.1	20	12	19	16	53	43	406	46	23	3.6	5.5	7
8	3.5	18	16	18	15	69	42	99	44	35	3.2	4.8	8
9	5.9	15	22	17	15	109	34	58	37	19	3.2	4.3	9
10	5.8	16	13	16	14	215	30	47	30	16	5.3	4	10
11	4.3	15	12	16	14	116	27	247	27	14	5.6	5.9	11
12	4	14	13	15	13	78	24	85	50	14	4.1	4.5	12
13	3.7	14	14	15	12	540	22	1430	75	13	3.2	3.6	13
14	5	13	14	14	12	181	21	171	285	11	7.3	4.5	14
15	6.6	12	14	14	12	92	19	92	326	11	3.8	3.4	15
16	5.6	12	14	14	12	66	20	68	152	10	2.6	2.9	16
17	4.4	33	14	14	12	55	18	73	73	9.1	2.4	2.8	17
18	4	40	14	13	11	46	17	56	302	8.2	2.9	4.4	18
19	4.1	30	14	13	11	39	17	46	1150	6.9	2.3	16	19
20	4.2	25	13	13	13	39	16	44	521	6.8	77	7.9	20
21	3.5	22	13	14	15	64	16	63	117	6.1	23	5.9	21
22	13	20	13	15	14	71	15	51	89	5.6	10	8	22
23	53	19	21	48	11	52	17	40	299	5	7	5.8	23
24	21	42	282	799	9.9	50	59	33	239	20	5.5	5	24
25	14	62	794	158	9.5	75	372	31	80	13	4.3	4.5	25
26	47	47	151	77	9	52	95	51	75	8.3	6	6.2	26
27	27	39	82	49	8.6	42	63	35	55	7	8.5	4.8	27
28	22	33	59	37	8.4	36	47	28	43	6	6.9	3.3	28
29	51	28	44	28		30	39	25	34	4.9	5.9	3.1	29
30	302	24	37	26		27	34	21	30	4.6	5.2	2.8	30
31	81		31	26		25		21		12	5		31
TOTAL	727.6	806	1825	1623	387.4	2337.8	1305	3465	5229	412.5	248	210.2	TOTAL
MAX	302	62	794	799	25	540	372	1430	1150	35	77	37	MAX
MIN	3.2	12	12	13	8.4	8.8	15	18	20	4.6	2.3	2.8	MIN
AVG	23.5	26.9	58.9	52.4	13.8	75.4	43.5	111.8	174.3	13.3	8	7	AVG

TABLE B48. MEAN DAILY DISCHARGE FOR NORTH CREEK (302), WATER YEAR 2011  
DISCHARGE, IN CUBIC FEET PER SECOND, FOR INDICATED DATE

DAY	OCT	NOV	DEC	JAN	FEB	MAR	APR	MAY	JUN	JUL	AUG	SEP	DAY
1	2.3	3.7	5.3	52	4.8	53	12	32	52	15	1.5	0.06	1
2	2.5	3.5	4.4	30	4.8	41	12	28	57	13	1.2	0.05	2
3	2.3	3.5	4.1	23	5.6	35	11	25	61	12	1	0.06	3
4	2.1	3.7	3.9	17	7.4	35	16	23	41	11	0.8	0.11	4
5	1.9	3.7	3.6	13	7.4	47	18	22	184	10	0.64	0.05	5
6	1.8	3.7	3.4	12	6.5	36	15	21	77	9.5	0.57	0.05	6
7	1.7	3.9	3.3	10	6	31	14	19	49	9.1	0.68	0.04	7
8	1.6	4.4	3.4	8.8	5.7	28	26	17	36	9	0.61	0.03	8
9	1.6	4.8	6.4	7.9	6	58	17	16	32	8	1.7	0.02	9
10	1.7	5.6	6.9	7.2	7	45	15	16	33	7.3	0.96	0.05	10
11	1.9	5.3	5.7	6.8	7.4	37	13	14	27	7.1	0.57	0.06	11
12	2.5	5.4	4.5	6.7	7	31	12	14	24	6.6	0.46	0.07	12
13	2.6	5	4.1	6.6	7	25	11	13	21	6.9	0.37	0.03	13
14	1.6	4.6	4	6.6	12	22	12	26	21	6.1	0.29	0.03	14
15	1.6	4.4	4	6.7	61	21	17	54	361	5.6	0.22	0.03	15
16	1.6	4.3	4	7	157	19	50	35	79	5	0.18	0.02	16
17	1.7	4.1	3.9	8	280	19	31	27	49	4.6	0.14	0.02	17
18	1.6	3.9	3.8	10	136	17	26	23	39	4.2	0.12	0.02	18
19	1.6	3.8	3.8	8.4	62	15	120	21	33	3.8	0.09	0.05	19
20	1.6	3.9	3.7	6.6	336	15	98	19	66	3.3	0.13	0.04	20
21	1.7	4.1	3.7	6	125	14	59	17	45	3	0.69	0.03	21
22	2	8.5	3.9	5.9	69	13	352	15	35	3.4	0.57	0.02	22
23	4.7	9	4.2	5.9	50	23	138	16	32	2.9	1.5	0.01	23
24	4.3	6.1	4.8	6	42	17	76	13	27	3.1	1.7	0.01	24
25	3.3	6	4.9	6.3	35	15	64	640	25	4	0.54	0.02	25
26	22	4.8	4.1	6.7	31	14	152	897	25	2.8	0.26	0.22	26
27	11	4.6	3.8	7.1	29	13	80	144	24	2.3	0.15	2.9	27
28	6.4	4.2	3.6	6.5	74	12	57	97	19	4.6	0.1	1.2	28
29	5.1	5	3.8	5.8		12	44	370	17	3.3	0.08	0.81	29
30	4.6	7.7	7.4	5.4		11	38	135	15	2.2	0.06	0.38	30
31	4.2		112	5.1		12		72		1.8	0.07		31
TOTAL	107.1	145.2	242.4	321	1581.6	786	1606	2881	1606	190.5	17.95	6.49	TOTAL
MAX	22	9.0	112	52	336	58	352	897	361	15	1.7	2.9	MAX
MIN	1.6	3.5	3.3	5.1	4.8	11	11	13	15	1.8	0.10	0	MIN
AVG	3.5	4.8	7.8	10.4	56.5	25.4	53.5	92.9	53.5	6.1	0.6	0.2	AVG



TABLE B49. MEAN DAILY DISCHARGE FOR HAW CREEK (303), WATER YEAR 2000  
DISCHARGE, IN CUBIC FEET PER SECOND, FOR INDICATED DATE

DAY	OCT	NOV	DEC	JAN	FEB	MAR	APR	MAY	JUN	JUL	AUG	SEP	DAY
1	21	7.9	5.6	12	8.1	71	18	21	215	53	12	2.2	1
2	14	7.2	6.9	12	8.4	55	18	21	103	49	11	2.0	2
3	20	7.3	8.0	12	8.7	49	18	18	71	67	9.5	2.1	3
4	38	6.9	9.5	12	9.0	45	16	17	59	63	8.3	1.7	4
5	25	7.4	57	17	9.4	40	15	16	51	144	9.2	1.6	5
6	19	8.3	52	13	9.7	38	16	16	40	72	12	1.6	6
7	15	7.7	27	8.6	10	33	17	16	33	55	16	1.4	7
8	14	7.2	21	8.9	10	31	19	17	30	47	9.1	1.3	8
9	12	7.7	17	10	10	30	16	37	27	42	7.9	1.4	9
10	11	8.0	16	12	11	26	16	56	24	62	6.6	1.1	10
11	9.6	7.1	14	13	11	25	17	39	25	86	5.8	1.2	11
12	9.2	7.8	15	15	11	23	15	34	29	57	5.1	4.1	12
13	9.3	8.2	13	14	11	23	14	27	178	45	4.9	3.7	13
14	8.5	8.3	12	13	11	22	14	23	287	38	5.4	4.6	14
15	8.4	7.1	14	11	12	22	14	22	170	32	4.9	7.2	15
16	9.7	6.9	12	9.8	12	24	16	22	105	29	4.0	3.8	16
17	9.0	6.9	12	8.5	12	20	25	20	91	26	3.5	2.1	17
18	8.1	6.8	9.9	7.5	13	19	20	19	64	24	3.1	1.7	18
19	9.2	7.2	11	9.0	14	24	19	16	50	24	2.9	1.5	19
20	8.4	6.8	11	9.9	15	33	25	15	130	22	3.0	1.9	20
21	9.6	6.3	13	8.9	16	32	55	14	273	19	2.7	2.7	21
22	8.3	6.7	14	7.8	19	27	40	14	98	17	2.7	5.0	22
23	8.1	8.3	14	6.6	30	25	34	17	310	16	2.7	131	23
24	7.5	9.0	14	5.7	44	26	31	15	1120	15	3.9	32	24
25	7.7	7.9	14	5.8	57	25	29	12	676	14	4.3	24	25
26	8.6	7.5	13	6.1	64	23	22	12	200	13	3.0	19	26
27	7.4	6.9	13	6.5	70	26	21	50	123	13	2.5	13	27
28	7.9	6.6	13	6.8	76	23	20	29	93	11	2.7	9.7	28
29	8.3	5.7	13	7.1	81	20	19	21	78	11	3.3	8.3	29
30	8.5	5.3	12	7.4		18	17	19	63	11	2.7	7.1	30
31	7.8		12	7.7		18		669		13	2.5		31
TOTAL	368.1	218.9	488.9	304.6	673.3	916	636	1344	4816	1190	177.2	300	TOTAL
MAX	38	9.0	57	17	81	71	55	669	1120	144	16	131	MAX
MIN	7.4	5.3	5.6	5.7	8.1	18	14	12	24	11	2.5	1.1	MIN
AVG	11.87	7.30	15.77	9.83	23.22	29.55	21.20	43.35	160.53	38.39	5.72	10.00	AVG

TABLE B50. MEAN DAILY DISCHARGE FOR HAW CREEK (303), WATER YEAR 2001  
DISCHARGE, IN CUBIC FEET PER SECOND, FOR INDICATED DATE

DAY	OCT	NOV	DEC	JAN	FEB	MAR	APR	MAY	JUN	JUL	AUG	SEP	DAY
1	6.8	9.4	9.3	8.0	162	89	44	31	175	22	3.5	1.1	1
2	6.4	10	9.1	8.0	127	79	42	30	100	19	3.5	1.0	2
3	6.0	9.6	9.0	8.0	116	75	40	29	72	21	6.6	1.0	3
4	46	8.7	8.9	8.0	106	70	38	29	88	21	5.7	0.95	4
5	33	8.7	8.7	8.0	96	61	43	27	709	18	3.9	0.90	5
6	27	13	8.6	8.0	97	57	74	28	347	17	3.2	1.0	6
7	21	25	8.5	8.0	112	56	80	41	152	16	3.2	1.9	7
8	18	14	8.3	8.0	346	54	59	32	101	15	2.4	1.6	8
9	16	21	8.2	8.0	2470	50	62	28	79	16	2.2	2.1	9
10	15	30	8.1	8.0	440	49	60	27	66	14	1.8	5.3	10
11	14	19	8.0	8.0	174	51	114	62	57	13	1.8	3.7	11
12	13	17	8.0	8.0	130	54	191	53	51	11	1.5	2.1	12
13	12	16	8.0	23	126	56	102	43	46	11	2.1	1.5	13
14	12	15	8.0	43	171	51	80	55	42	10	2.4	1.2	14
15	12	14	8.0	61	170	83	76	61	49	9.2	1.1	1.0	15
16	11	14	8.0	72	120	219	64	45	39	8.6	1.6	1.0	16
17	11	14	8.0	55	87	174	56	335	35	9.8	1.6	0.98	17
18	10	11	8.0	29	96	149	51	150	34	12	1.8	3.2	18
19	9.9	11	8.0	10	78	115	49	88	31	13	2.0	18	19
20	9.4	11	8.0	10	84	96	47	83	29	11	2.3	7.8	20
21	10	11	8.0	10	65	84	50	448	85	9.6	1.7	8.4	21
22	9.5	10	8.0	10	62	76	46	117	65	8.5	3.8	6.1	22
23	9.5	10	8.0	10	59	69	44	82	44	7.6	9.4	4.4	23
24	9.8	10	8.0	10	819	62	39	68	37	7.4	4.0	3.6	24
25	10	10	8.0	10	745	57	41	58	32	7.1	2.8	2.9	25
26	11	9.9	8.0	10	175	54	40	56	30	6.7	3.1	2.2	26
27	10	9.8	8.0	10	126	53	36	57	27	6.1	3.8	1.8	27
28	11	9.6	8.0	24	97	50	34	47	26	5.4	2.3	1.6	28
29	9.7	9.5	8.0	147		49	32	42	26	5.1	1.6	1.5	29
30	9.4	9.4	8.0	619		47	31	38	24	4.8	1.4	1.4	30
31	9.4		8.0	322		46		148		4.1	1.4		31
TOTAL	418.8	390.6	254.7	1581	7456	2335	1765	2438	2698	360	89.5	91.23	TOTAL
MAX	46	30	9.3	619	2470	219	191	448	709	22	9.4	18	MAX
MIN	6.0	8.7	8.0	8.0	59	46	31	27	24	4.1	1.1	0.90	MIN
AVG	13.51	13.02	8.22	51.00	266.29	75.32	58.83	78.65	89.93	11.61	2.89	3.04	AVG

TABLE B51. MEAN DAILY DISCHARGE FOR HAW CREEK (303), WATER YEAR 2002  
DISCHARGE, IN CUBIC FEET PER SECOND, FOR INDICATED DATE

DAY	OCT	NOV	DEC	JAN	FEB	MAR	APR	MAY	JUN	JUL	AUG	SEP	DAY
1	1.4	4.2	5.5	3.7	16	21	19	69	74	20	7.5	4.9	1
2	1.2	4.3	5.1	3.0	15	20	21	101	50	18	5.9	4.7	2
3	1.2	4.0	4.6	3.1	13	24	21	70	46	17	4.9	4.0	3
4	1.4	3.8	4.5	3.5	11	32	17	58	366	16	4.3	3.6	4
5	9.0	3.5	4.6	3.8	8.8	22	16	52	393	15	4.3	3.1	5
6	8.2	3.5	4.9	4.1	8.0	23	15	52	117	16	4.1	2.8	6
7	4.1	3.4	5.0	4.4	7.8	36	24	46	80	18	3.3	2.8	7
8	2.8	3.4	4.9	4.8	8.1	67	141	43	63	14	2.6	2.6	8
9	2.0	3.3	4.5	5.9	11	84	252	67	53	13	2.4	2.3	9
10	2.3	3.3	4.3	7.0	37	58	127	51	46	12	2.3	2.2	10
11	2.1	3.3	3.9	8.0	38	45	95	849	142	16	2.1	1.8	11
12	4.7	3.1	4.6	7.8	33	39	80	2540	122	15	2.0	2.0	12
13	12	3.2	11	7.3	34	35	66	498	1290	12	6.1	1.9	13
14	15	3.2	12	6.8	30	32	60	204	268	10	31	1.7	14
15	8.2	3.2	8.1	6.3	25	29	55	137	128	9.2	17	1.7	15
16	6.6	3.4	7.3	5.8	22	24	48	132	92	8.5	7.1	1.8	16
17	5.6	3.4	7.4	5.8	20	24	43	123	74	7.9	7.0	1.7	17
18	4.5	4.3	6.8	5.9	19	23	40	102	63	9.7	4.6	2.1	18
19	3.6	5.0	6.2	5.5	26	22	38	82	54	10	49	3.0	19
20	3.4	4.4	5.6	5.3	48	22	34	70	50	8.5	22	3.5	20
21	3.1	4.2	5.1	5.5	44	19	47	63	43	7.2	9.4	2.9	21
22	4.9	3.9	6.9	5.8	33	17	44	57	39	6.1	7.2	2.5	22
23	19	3.8	13	6.1	30	19	37	62	35	5.3	132	3.1	23
24	15	8.3	12	6.6	27	19	56	213	32	4.6	55	2.6	24
25	8.5	15	9.9	6.9	25	18	61	251	30	4.3	23	2.0	25
26	7.2	9.7	8.5	6.4	23	18	47	137	29	4.4	16	1.7	26
27	5.5	7.6	6.8	5.8	21	19	155	92	28	24	12	1.7	27
28	5.0	6.6	6.9	6.0	24	20	194	85	25	23	8.9	1.6	28
29	4.3	5.8	6.2	6.3		21	100	71	23	24	7.4	1.4	29
30	4.7	5.7	5.4	6.7		23	77	60	22	16	6.3	1.4	30
31	4.5		4.6	11		19		53		10	5.6		31
TOTAL	181	143.8	206.1	180.9	657.7	894	2030	6490	3877	394.7	472.3	75.1	TOTAL
MAX	19	15	13	11	48	84	252	2540	1290	24	132	4.9	MAX
MIN	1.2	3.1	3.9	3.0	7.8	17	15	43	22	4.3	2.0	1.4	MIN
AVG	5.84	4.79	6.65	5.84	23.49	28.84	67.67	209.35	129.23	12.73	15.24	2.50	AVG

TABLE B52. MEAN DAILY DISCHARGE FOR HAW CREEK (303), WATER YEAR 2003  
DISCHARGE, IN CUBIC FEET PER SECOND, FOR INDICATED DATE

DAY	OCT	NOV	DEC	JAN	FEB	MAR	APR	MAY	JUN	JUL	AUG	SEP	DAY
1	1.3	5.8	2.3	3.8	4.0	15	8.7	58	13	11	4.0	12	1
2	1.2	4.7	2.2	3.8	9.6	15	7.2	51	12	9.7	3.9	7.9	2
3	1.2	4.2	2.2	3.7	8.0	15	6.6	31	14	9.0	13	3.0	3
4	2.6	3.8	2.2	3.6	8.0	15	9.8	28	14	8.2	7.7	1.6	4
5	6.4	3.2	2.2	3.6	8.0	15	13	92	12	7.7	4.3	1.0	5
6	5.5	2.6	2.2	3.5	8.0	15	9.8	59	14	6.9	3.6	0.60	6
7	3.0	2.5	2.2	3.4	8.0	15	13	41	18	6.4	3.2	0.44	7
8	2.2	2.5	2.2	3.2	8.0	15	16	34	14	18	2.6	0.39	8
9	1.9	2.5	2.1	2.9	8.0	15	12	97	14	31	2.2	0.37	9
10	1.8	2.5	2.1	2.6	8.0	15	10	79	14	100	1.8	0.38	10
11	1.9	2.5	2.1	2.3	8.0	35	9.5	356	14	26	1.6	0.36	11
12	1.9	2.5	2.1	2.1	8.0	102	8.7	102	12	16	1.6	0.34	12
13	1.8	2.5	2.1	1.9	8.0	166	7.9	68	12	13	1.7	1.2	13
14	2.2	2.5	2.1	1.7	8.0	59	7.3	55	12	11	1.9	3.7	14
15	2.3	2.5	2.1	1.7	8.0	31	7.0	47	9.9	9.8	1.9	3.3	15
16	2.3	2.5	2.1	1.7	8.0	22	7.5	39	8.6	8.3	1.4	1.4	16
17	2.4	2.5	2.2	1.7	8.0	20	32	34	8.0	8.2	1.2	0.77	17
18	2.7	2.5	18	1.7	8.0	18	23	30	7.9	7.4	1.0	0.46	18
19	2.7	2.5	30	1.7	8.0	18	17	29	7.4	6.9	0.77	0.51	19
20	2.7	2.5	13	1.7	12	21	17	26	6.2	6.2	0.56	0.57	20
21	2.8	2.5	8.2	1.7	15	17	15	22	6.0	58	0.46	0.51	21
22	2.7	2.5	5.3	1.7	15	13	13	21	6.0	22	0.39	0.99	22
23	2.7	2.5	4.7	1.7	15	10	11	20	5.8	11	0.33	0.76	23
24	3.2	2.5	4.6	2.4	15	9.0	10	19	5.5	8.7	0.33	1.8	24
25	4.7	2.5	4.5	1.7	15	10	12	18	11	7.1	0.30	1.1	25
26	6.1	2.5	4.4	1.7	15	9.7	12	17	67	6.2	0.29	0.90	26
27	5.6	2.4	4.3	1.7	15	7.8	9.5	16	21	5.8	0.29	1.2	27
28	4.6	2.4	4.2	1.7	15	9.4	9.3	16	16	6.0	0.29	3.4	28
29	4.5	2.4	4.1	1.7		14	11	15	17	6.1	0.46	2.5	29
30	4.6	2.3	4.0	1.7		10	10	14	12	5.3	0.71	1.8	30
31	6.1		3.9	1.7		8.3		15		4.4	2.4		31
TOTAL	97.6	83.8	149.9	71.7	281.6	760.2	355.8	1549	404.3	461.3	66.18	55.25	TOTAL
MAX	6.4	5.8	30	3.8	15	166	32	356	67	100	13	12	MAX
MIN	1.2	2.3	2.1	1.7	4.0	7.8	6.6	14	5.5	4.4	0.29	0.34	MIN
AVG	3.15	2.79	4.84	2.31	10.06	24.52	11.86	49.97	13.48	14.88	2.13	1.84	AVG

TABLE B53. MEAN DAILY DISCHARGE FOR HAW CREEK (303), WATER YEAR 2004  
DISCHARGE, IN CUBIC FEET PER SECOND, FOR INDICATED DATE

DAY	OCT	NOV	DEC	JAN	FEB	MAR	APR	MAY	JUN	JUL	AUG	SEP	DAY
1	1.6	2.2	8.2	19	15	20	45	67	102	11	3.8	3.5	1
2	2.4	5.3	7.5	18	16	18	40	40	65	11	3.2	3.0	2
3	2.5	12	7.3	18	15	15	35	33	51	15	3.0	2.6	3
4	2.2	24	7.6	17	15	23	32	30	41	19	6.0	2.3	4
5	1.8	99	8.5	17	15	170	30	27	36	13	6.3	2.0	5
6	1.6	24	9.0	17	14	86	28	25	32	12	4.1	1.6	6
7	1.6	14	8.9	17	14	59	28	23	29	11	3.2	1.3	7
8	1.5	10	8.3	17	14	46	26	21	26	9.7	2.7	1.2	8
9	1.8	8.9	9.8	17	13	40	23	21	25	9.1	2.6	1.2	9
10	2.3	8.7	742	17	13	33	22	27	42	31	2.3	1.0	10
11	3.0	8.5	187	17	13	31	20	31	130	19	2.6	0.82	11
12	4.4	8.2	83	17	13	26	20	26	52	80	2.6	0.82	12
13	3.6	6.9	62	17	12	24	19	31	38	26	2.7	0.79	13
14	5.8	6.1	53	16	12	27	19	34	37	18	2.6	0.65	14
15	11	6.1	46	16	12	24	18	37	42	14	2.3	8.7	15
16	7.5	6.5	44	15	12	25	20	30	31	12	2.2	72	16
17	5.5	6.7	36	14	14	26	19	27	28	11	2.1	14	17
18	4.6	24	35	14	31	28	18	36	25	9.7	3.0	7.6	18
19	3.5	30	33	13	43	26	18	47	22	8.6	13	5.3	19
20	3.1	17	31	13	102	25	18	32	20	7.9	8.5	4.3	20
21	2.6	14	30	12	108	23	28	27	21	7.5	7.7	3.6	21
22	2.8	12	29	12	58	21	22	26	23	9.9	4.6	3.3	22
23	2.7	13	27	12	47	21	19	34	18	13	3.0	2.8	23
24	3.1	12	24	11	38	23	19	26	17	8.3	3.2	2.8	24
25	5.4	12	23	11	30	23	25	37	15	6.7	6.2	2.7	25
26	4.9	10	22	11	25	35	22	36	15	6.1	14	2.7	26
27	2.9	10	22	11	21	58	19	29	14	5.8	13	2.9	27
28	2.5	9.5	24	11	19	50	18	25	14	4.8	17	2.6	28
29	2.4	8.9	23	12	18	66	18	22	13	4.2	10	2.8	29
30	2.3	8.7	21	13		55	37	236	12	3.9	6.5	2.9	30
31	2.3		20	14		50		357		4.3	4.3		31
TOTAL	105.2	438.2	1692.1	456	772	1197	725	1500	1036	422.5	168.3	163.78	TOTAL
MAX	11	99	742	19	108	170	45	357	130	80	17	72	MAX
MIN	1.5	2.2	7.3	11	12	15	18	21	12	3.9	2.1	0.65	MIN
AVG	3.39	14.61	54.58	14.71	26.62	38.61	24.17	48.39	34.53	13.63	5.43	5.46	AVG

TABLE B54. MEAN DAILY DISCHARGE FOR HAW CREEK (303), WATER YEAR 2005  
DISCHARGE, IN CUBIC FEET PER SECOND, FOR INDICATED DATE

DAY	OCT	NOV	DEC	JAN	FEB	MAR	APR	MAY	JUN	JUL	AUG	SEP	DAY
1	3.2	501	116	25	29	37	31	34	10	2.9	0.52	0.20	1
2	5.7	373	86	99	28	36	30	31	9.8	2.5	0.44	0.19	2
3	6.6	151	72	212	28	35	29	30	9.7	2.3	0.39	0.18	3
4	4.8	143	64	203	28	34	29	28	11	2.6	0.34	0.16	4
5	3.0	115	56	177	29	33	29	27	13	3.0	0.26	0.16	5
6	2.5	89	161	114	31	32	28	27	10	2.8	0.24	0.12	6
7	2.6	72	286	78	57	31	28	27	8.5	2.1	0.17	0.08	7
8	47	58	177	64	59	30	25	26	10	1.6	0.12	0.09	8
9	26	53	111	56	47	29	26	31	18	1.4	0.18	0.14	9
10	14	49	86	54	41	28	25	27	11	1.1	0.18	0.10	10
11	9.8	44	72	68	38	28	24	24	9.4	0.99	0.21	0.08	11
12	8.9	39	64	213	38	27	86	22	8.7	1.1	0.40	0.05	12
13	8.7	36	54	1040	61	26	72	32	8.1	1.2	1.3	0.03	13
14	7.4	33	45	172	180	25	48	29	8.0	1.2	1.5	0.12	14
15	16	33	48	98	109	24	40	23	7.2	1.1	1.5	0.10	15
16	15	32	43	85	83	24	37	21	6.6	0.95	0.88	0.47	16
17	12	32	41	78	66	24	35	21	6.2	0.88	0.62	0.86	17
18	11	32	39	73	56	23	34	20	5.8	0.82	0.65	0.57	18
19	12	51	38	68	51	24	33	23	5.4	0.65	0.49	16	19
20	13	42	37	61	53	22	37	21	5.2	0.68	0.30	11	20
21	15	35	36	55	58	20	41	18	5.0	0.68	0.21	2.3	21
22	51	32	37	49	51	21	123	18	5.0	0.53	0.31	0.93	22
23	466	33	38	45	47	32	94	16	6.8	0.50	0.27	0.51	23
24	124	33	38	42	45	38	70	14	4.9	0.52	0.14	0.68	24
25	71	33	38	39	43	58	58	13	4.2	0.54	0.21	1.9	25
26	82	33	36	37	41	55	51	13	3.9	1.4	0.54	2.6	26
27	179	144	32	36	40	46	44	12	3.7	5.2	0.89	1.1	27
28	115	162	33	34	39	42	39	12	4.1	3.0	0.71	0.89	28
29	116	93	31	33		41	37	12	3.9	1.1	0.52	0.77	29
30	108	104	30	32		38	35	13	3.4	0.70	0.35	0.86	30
31	79		31	30		34		12		0.59	0.25		31
TOTAL	1635.2	2680	2076	3470	1476	997	1318	677	226.5	46.63	15.09	43.24	TOTAL
MAX	466	501	286	1040	180	58	123	34	18	5.2	1.5	16	MAX
MIN	2.5	32	30	25	28	20	24	12	3.4	0.50	0.12	0.03	MIN
AVG	52.75	89.33	66.97	111.94	52.71	32.16	43.93	21.84	7.55	1.50	0.49	1.44	AVG

TABLE B55. MEAN DAILY DISCHARGE FOR HAW CREEK (303), WATER YEAR 2006  
DISCHARGE, IN CUBIC FEET PER SECOND, FOR INDICATED DATE

DAY	OCT	NOV	DEC	JAN	FEB	MAR	APR	MAY	JUN	JUL	AUG	SEP	DAY
1	1.1	0.57	2.1	2.5	18	4.3	69	231	17	6.2	0.86	0.92	1
2	0.82	0.56	1.4	4.4	14	4.2	65	97	17	5.6	0.54	0.40	2
3	0.71	0.75	0.88	21	12	3.6	131	67	16	4.3	1.3	0.32	3
4	0.62	0.78	0.78	9.7	9.4	2.7	91	54	14	4.3	0.78	0.67	4
5	0.56	0.78	0.81	5.4	6.7	3.4	66	45	13	3.2	0.77	1.3	5
6	0.59	2.3	0.85	3.7	5.7	4.2	278	40	14	2.4	0.50	1.6	6
7	0.57	2.5	0.88	2.8	5.3	5.2	244	36	16	2.0	1.4	0.68	7
8	0.55	3.0	0.92	2.4	4.8	11	118	34	13	1.8	2.2	0.40	8
9	0.49	1.4	0.95	2.2	4.4	19	82	32	12	1.8	2.7	0.48	9
10	0.44	0.97	0.99	2.0	4.0	16	67	30	12	1.9	3.9	0.40	10
11	0.44	0.94	1.1	2.1	3.5	16	57	28	13	2.1	3.5	7.5	11
12	0.62	0.88	1.2	2.1	3.0	22	50	26	13	2.8	2.2	9.7	12
13	0.62	0.95	1.2	2.2	2.7	75	43	26	12	2.7	1.2	4.3	13
14	0.60	0.81	1.2	2.2	2.9	49	118	24	11	2.0	0.69	1.3	14
15	0.58	1.1	1.2	2.2	5.0	35	75	30	10	1.6	0.39	0.80	15
16	0.58	1.3	1.1	2.1	5.6	31	87	175	9.7	1.1	0.30	0.56	16
17	0.66	1.0	1.1	2.0	5.9	26	79	78	8.7	0.78	0.25	0.42	17
18	0.74	1.0	1.1	1.9	4.2	21	55	55	8.2	0.63	0.28	0.51	18
19	0.74	1.2	1.0	1.6	3.0	19	49	43	8.0	1.2	0.29	0.42	19
20	1.3	1.0	0.98	3.0	2.5	18	43	37	7.3	16	0.36	0.45	20
21	3.0	0.98	1.0	5.4	2.7	17	38	33	7.4	6.6	0.24	0.73	21
22	3.5	0.98	1.6	3.6	3.6	16	35	29	9.2	4.1	0.25	0.43	22
23	1.4	1.1	2.7	4.0	4.9	16	33	26	9.0	4.1	0.23	0.52	23
24	0.96	0.95	3.8	4.3	5.1	15	30	26	7.3	2.5	0.18	0.40	24
25	0.78	0.86	4.5	3.7	4.8	15	30	25	6.2	1.6	0.14	0.30	25
26	0.64	0.86	4.1	3.1	3.5	15	28	24	11	2.4	0.42	0.27	26
27	0.59	0.95	3.1	3.2	3.4	15	26	21	12	4.4	0.31	0.34	27
28	0.59	4.1	2.2	9.3	3.7	23	24	19	12	3.6	0.28	0.22	28
29	0.59	9.9	1.7	76		21	25	18	8.8	5.2	1.2	0.22	29
30	0.57	4.3	1.4	47		20	54	17	7.2	2.3	3.3	0.23	30
31	0.54		1.1	26		101		17		1.4	1.7		31
TOTAL	26.49	48.77	48.94	263.1	154.3	659.6	2190	1443	335	102.61	32.66	36.79	TOTAL
MAX	3.5	9.9	4.5	76	18	101	278	231	17	16	3.9	9.7	MAX
MIN	0.44	0.56	0.78	1.6	2.5	2.7	24	17	6.2	0.63	0.14	0.22	MIN
AVG	0.85	1.63	1.58	8.49	5.51	21.28	73.00	46.55	11.17	3.31	1.05	1.23	AVG

TABLE B56. MEAN DAILY DISCHARGE FOR HAW CREEK (303), WATER YEAR 2007  
DISCHARGE, IN CUBIC FEET PER SECOND, FOR INDICATED DATE

DAY	OCT	NOV	DEC	JAN	FEB	MAR	APR	MAY	JUN	JUL	AUG	SEP	DAY
1	0.21	0.88	67	37	12	835	152	64	19	7.8	1.6	2.0	1
2	0.24	0.84	44	26	9.8	508	106	53	19	6.9	1.3	1.8	2
3	0.26	0.81	27	26	8.1	158	105	48	18	6.3	1.1	1.3	3
4	0.34	0.79	18	39	6.4	104	91	46	17	11	0.88	1.1	4
5	0.33	0.77	15	245	4.7	75	72	44	16	11	0.97	1.1	5
6	0.24	0.76	13	110	3.3	54	63	39	14	6.8	1.1	0.97	6
7	0.22	0.80	11	72	2.9	39	56	37	14	5.4	1.3	1.4	7
8	0.20	0.87	11	55	2.8	38	51	36	13	4.8	1.8	2.0	8
9	0.19	0.94	11	45	2.7	39	48	34	10	4.3	4.3	2.1	9
10	0.24	1.2	11	36	2.6	52	45	32	10	4.8	5.7	1.4	10
11	0.78	4.4	13	37	2.7	48	77	30	11	4.3	2.6	1.2	11
12	0.88	8.8	67	34	2.9	45	91	27	9.9	3.3	1.4	0.77	12
13	0.97	4.1	134	30	3.1	47	70	26	9.1	2.5	0.87	0.67	13
14	1.5	2.5	59	31	3.4	50	65	25	8.7	2.4	0.69	0.62	14
15	0.94	2.1	42	69	3.6	74	58	25	8.2	2.1	0.42	0.53	15
16	0.68	2.0	32	50	3.8	61	52	24	7.8	2.0	0.57	0.39	16
17	1.4	2.1	27	68	4.2	51	49	22	7.3	9.7	0.57	0.23	17
18	2.3	1.7	22	49	5.5	45	46	21	7.4	16	0.93	0.27	18
19	1.7	1.5	18	41	7.0	45	42	21	9.4	29	7.6	0.32	19
20	0.74	1.3	18	37	18	40	40	20	8.7	27	6.4	0.28	20
21	0.38	1.3	71	34	170	63	39	19	6.5	11	5.4	0.61	21
22	0.28	1.2	98	31	379	85	38	18	17	7.0	3.4	1.2	22
23	0.27	1.1	62	28	225	197	37	17	34	5.4	4.0	0.93	23
24	0.43	1.2	42	26	161	315	34	16	24	4.5	16	0.81	24
25	0.94	1.2	36	24	1230	292	325	15	17	3.8	78	0.95	25
26	0.92	1.2	31	22	657	147	468	20	14	3.3	26	1.4	26
27	0.91	1.3	27	20	327	108	252	25	11	3.2	11	1.1	27
28	0.91	1.6	25	19	185	87	134	23	10	3.1	6.4	0.79	28
29	0.93	13	21	17		73	97	20	9.5	3.0	4.3	0.76	29
30	0.94	156	20	15		238	78	18	8.5	2.4	3.1	0.84	30
31	0.91		29	13		226		18		1.9	2.3		31
TOTAL	22.18	218.26	1122	1386	3443.5	4239	2881	883	389	216	202	29.84	TOTAL
MAX	2.3	156	134	245	1230	835	468	64	34	29	78	2.1	MAX
MIN	0.19	0.76	11	13	2.6	38	34	15	6.5	1.9	0.42	0.23	MIN
AVG	0.72	7.28	36.19	44.71	122.98	136.74	96.03	28.48	12.97	6.97	6.52	0.99	AVG



TABLE B57. MEAN DAILY DISCHARGE FOR HAW CREEK (303), WATER YEAR 2008  
DISCHARGE, IN CUBIC FEET PER SECOND, FOR INDICATED DATE

DAY	OCT	NOV	DEC	JAN	FEB	MAR	APR	MAY	JUN	JUL	AUG	SEP	DAY
1	0.58	0.64	1.3	5.0	19	82	35	41	35	28	9.2	1.7	1
2	0.74	0.77	1.9	4.9	24	199	29	40	31	25	8.1	1.4	2
3	1.9	0.93	2.5	4.9	23	265	28	37	94	23	8.8	2.5	3
4	1.1	1.3	2.6	5.3	29	94	29	33	243	21	12	11	4
5	2.1	1.4	2.2	6.6	157	54	26	31	128	19	12	26	5
6	0.55	1.2	1.6	13	539	39	25	31	86	18	15	10	6
7	0.29	1.3	1.1	24	189	32	25	32	65	27	9.3	6.3	7
8	0.22	1.4	0.98	37	87	26	47	30	54	45	7.2	7.9	8
9	0.24	1.1	0.88	38	69	22	130	27	68	33	6.2	24	9
10	0.22	1.4	0.82	26	60	20	258	27	69	23	5.8	14	10
11	0.20	1.7	3.5	24	50	18	292	151	56	20	5.1	9.5	11
12	0.21	2.4	7.7	20	41	23	145	135	49	59	4.6	11	12
13	0.27	2.8	7.3	18	34	25	108	86	151	56	4.7	259	13
14	0.26	2.5	4.3	16	33	25	88	69	99	32	6.0	580	14
15	0.25	2.0	2.9	14	32	25	74	55	66	25	4.4	265	15
16	0.33	1.9	2.4	13	31	23	65	48	55	21	3.6	114	16
17	0.37	1.4	2.2	12	1470	25	57	46	43	18	3.2	72	17
18	1.0	1.2	2.2	11	394	57	54	40	38	17	2.8	50	18
19	2.0	1.5	2.2	10	91	55	60	38	34	17	2.6	40	19
20	1.9	1.9	2.2	9.5	65	46	52	40	30	17	2.5	34	20
21	0.89	2.9	2.7	9.3	53	42	48	34	28	17	2.4	29	21
22	0.50	4.8	4.6	9.3	43	38	66	32	26	22	2.9	25	22
23	0.38	5.1	9.2	9.2	35	34	74	34	23	14	3.2	23	23
24	0.34	3.0	7.3	9.1	31	32	63	46	22	12	2.4	21	24
25	0.39	2.2	6.9	9.0	29	32	64	40	28	12	1.9	19	25
26	0.45	1.8	6.6	9.0	37	29	70	40	87	12	1.6	18	26
27	0.54	1.6	6.2	8.9	32	31	56	36	65	11	1.4	17	27
28	0.47	1.6	5.8	9.2	26	35	52	33	59	10	2.3	17	28
29	0.64	1.4	5.5	16	25	30	46	31	39	10	7.9	19	29
30	0.67	1.2	5.2	20		29	43	32	32	15	4.3	20	30
31	0.70		5.1	18		32		43		11	2.3		31
TOTAL	20.7	56.34	117.88	439.2	3748	1519	2209	1438	1903	690	165.7	1747.3	TOTAL
MAX	2.1	5.1	9.2	38	1470	265	292	151	243	59	15	580	MAX
MIN	0.20	0.64	0.82	4.9	19	18	25	27	22	10	1.4	1.4	MIN
AVG	0.67	1.9	3.8	14.2	129.2	49	74	46	63	22.3	5.3	58.2	AVG

TABLE B58. MEAN DAILY DISCHARGE FOR HAW CREEK (303), WATER YEAR 2009  
DISCHARGE, IN CUBIC FEET PER SECOND, FOR INDICATED DATE

DAY	OCT	NOV	DEC	JAN	FEB	MAR	APR	MAY	JUN	JUL	AUG	SEP	DAY
1	16	15	16	79	39	75	133	336	51	58	16	14	1
2	15	15	16	69	37	57	105	187	135	50	17	13	2
3	14	16	14	62	31	49	91	138	84	44	14	12	3
4	14	16	14	55	29	46	76	110	66	64	27	11	4
5	12	16	14	53	32	44	76	94	58	81	22	10	5
6	12	16	14	50	40	42	75	84	53	53	15	9.9	6
7	14	16	14	48	94	44	70	78	50	44	35	10	7
8	27	16	14	45	82	851	63	71	59	84	64	9.3	8
9	21	15	24	42	47	514	57	63	48	112	27	8.7	9
10	17	14	43	40	47	1410	56	56	43	75	20	8.4	10
11	16	15	34	37	128	461	51	53	44	72	18	8.3	11
12	15	22	27	37	162	184	47	51	42	50	16	7.9	12
13	15	19	25	38	68	133	266	132	37	43	14	7.3	13
14	14	19	29	38	51	113	189	298	34	37	12	6.7	14
15	17	19	44	39	37	102	118	3140	32	67	11	6.2	15
16	20	17	39	39	32	93	91	2500	33	38	14	5.8	16
17	16	15	34	40	32	85	77	335	34	31	33	5.4	17
18	15	14	32	40	31	76	70	206	233	27	28	5.1	18
19	15	14	44	40	31	66	180	154	273	25	147	5.1	19
20	14	15	56	39	31	60	390	123	616	23	171	5.9	20
21	14	14	41	39	30	57	218	103	181	24	56	7.9	21
22	13	14	33	39	30	54	141	89	142	25	48	12	22
23	13	14	33	39	30	52	126	79	104	22	30	10	23
24	18	13	33	39	29	129	328	72	84	20	24	7.4	24
25	19	13	33	38	30	334	163	66	72	77	21	7.5	25
26	18	13	39	38	174	145	174	68	62	35	19	9.3	26
27	15	13	999	38	752	107	169	82	70	25	18	8	27
28	14	13	701	37	139	113	488	68	206	22	28	6.2	28
29	14	13	188	36		382	205	59	93	20	23	5.1	29
30	15	15	133	35		252	1190	54	68	18	17	5	30
31	15		99	35		173		48		16	15		31
TOTAL	487	459	2879	1343	2295	6303	5483	8997	3107	1382	1020	248.4	TOTAL
MAX	27	22	999	79	752	1410	1190	3140	616	112	171	14	MAX
MIN	12	13	14	35	29	42	47	48	32	16	11	5.0	MIN
AVG	15.71	15.3	92.9	43.3	82.0	203	183	290	104	44.6	32.9	8.3	AVG

TABLE B59. MEAN DAILY DISCHARGE FOR HAW CREEK (303), WATER YEAR 2010  
DISCHARGE, IN CUBIC FEET PER SECOND, FOR INDICATED DATE

DAY	OCT	NOV	DEC	JAN	FEB	MAR	APR	MAY	JUN	JUL	AUG	SEP	DAY
1	6.6	141	62	45	59	20	55	56	59	55	15	20	1
2	11	107	58	44	56	25	54	50	967	49	13	82	2
3	10	84	52	43	49	37	115	46	266	45	12	135	3
4	8.2	72	44	43	40	44	90	39	164	41	12	42	4
5	6.8	62	34	43	35	51	80	36	457	38	11	27	5
6	7.1	56	29	42	32	67	70	32	753	67	10	22	6
7	6.6	53	27	41	31	107	158	117	198	235	9.1	18	7
8	6.6	47	26	39	32	137	124	108	157	702	8.6	16	8
9	7.8	43	64	38	34	188	87	62	134	144	8.5	14	9
10	9.5	42	44	36	34	431	72	52	96	84	33	13	10
11	8.5	44	36	36	32	270	63	364	80	64	65	16	11
12	7.4	40	35	35	29	181	56	174	117	54	20	14	12
13	7	39	34	35	27	773	52	3160	294	46	17	12	13
14	9	37	34	34	26	438	47	627	505	40	31	11	14
15	13	34	35	34	24	230	44	223	252	35	19	10	15
16	11	39	34	34	23	159	43	156	174	31	13	11	16
17	9.6	138	33	34	22	130	39	258	112	28	11	9.8	17
18	8.4	181	33	33	21	109	36	202	179	26	12	11	18
19	7.9	129	32	33	20	94	34	132	1860	35	10	110	19
20	7.7	98	33	35	25	88	33	116	275	49	363	66	20
21	7.7	82	34	41	28	121	31	196	167	30	332	40	21
22	18	71	35	52	32	153	30	154	528	26	77	50	22
23	120	63	56	101	34	111	34	104	429	22	44	38	23
24	70	94	343	1280	28	90	54	86	1030	28	31	33	24
25	46	195	1390	444	22	112	343	72	216	27	25	30	25
26	111	140	360	186	21	97	181	88	157	21	20	44	26
27	83	111	186	99	20	84	111	123	122	18	18	40	27
28	63	94	131	75	20	80	80	72	95	18	16	34	28
29	143	81	71	65		68	67	55	76	20	14	29	29
30	681	69	54	60		62	57	48	64	16	12	25	30
31	241		48	59		59		55		16	12		31
TOTAL	1753.4	2486	3487	3219	856	4616	2340	7063	9983	2110	1294.2	1022.8	TOTAL
MAX	681	195	1390	1280	59	773	343	3160	1860	702	363	135	MAX
MIN	6.6	34	26	33	20	20	30	32	59	16	8.5	9.8	MIN
AVG	56.6	82.9	112.5	103.8	30.6	148.9	78	227.8	332.8	68.1	41.7	34.1	AVG

TABLE B60. MEAN DAILY DISCHARGE FOR HAW CREEK (303), WATER YEAR 2011  
DISCHARGE, IN CUBIC FEET PER SECOND, FOR INDICATED DATE

DAY	OCT	NOV	DEC	JAN	FEB	MAR	APR	MAY	JUN	JUL	AUG	SEP	DAY
1	22	19	13	91	18	134	23	84	119	63	14	1.7	1
2	21	18	11	55	24	100	22	71	208	53	12	1.6	2
3	19	18	10	47	26	81	21	63	401	46	10	2.5	3
4	18	18	9.8	36	27	76	26	58	173	41	8.4	4.3	4
5	17	17	9.8	41	26	84	22	54	129	36	7.2	2.6	5
6	17	16	12	37	24	71	21	52	110	33	6.9	1.4	6
7	16	15	12	27	23	65	20	48	89	31	6.7	1.3	7
8	15	16	10	26	21	59	40	43	75	29	6.9	1	8
9	15	16	11	24	21	84	32	40	67	27	7.4	1.1	9
10	14	15	10	22	22	81	27	39	70	25	5.5	1.2	10
11	14	14	12	21	23	69	24	36	61	24	4.4	1.3	11
12	14	14	12	20	25	64	22	34	54	22	4.1	1.4	12
13	13	15	9.9	20	28	53	20	32	48	21	4	1.2	13
14	12	14	10	20	42	48	20	64	54	19	3.7	1.1	14
15	12	14	12	20	105	46	23	151	670	18	3.3	0.89	15
16	12	14	14	20	222	44	81	102	202	16	3.1	0.77	16
17	11	13	14	22	407	41	60	74	112	15	3.1	0.98	17
18	11	12	14	24	253	38	47	62	86	14	3	1.1	18
19	11	12	15	22	139	34	347	53	72	13	2.6	1.5	19
20	11	12	16	20	309	33	420	46	119	12	2.5	1.9	20
21	10	12	16	19	252	32	186	43	110	10	2.6	1.7	21
22	10	13	15	20	141	31	631	40	73	9.6	3.6	1.1	22
23	14	14	14	20	102	37	393	40	63	8.9	2.9	0.91	23
24	17	14	14	21	86	33	199	34	54	10	2.3	0.77	24
25	14	15	16	20	75	29	156	380	49	9.8	2.1	1.4	25
26	93	12	15	20	67	27	388	1550	61	8.6	1.9	2.9	26
27	58	12	14	20	66	25	220	358	835	7.4	1.7	10	27
28	34	11	14	19	201	24	149	203	193	17	1.5	8.7	28
29	27	13	16	19		23	115	278	107	120	1.5	5.2	29
30	25	16	27	18		23	99	320	78	33	1.4	3	30
31	23		96	17		23		158		18	1.7		31
TOTAL	620	434	494.5	828	2775	1612	3854	4610	4542	810.3	142	66.52	TOTAL
MAX	93	19	96	91	407	134	631	1550	835	120	14	10	MAX
MIN	10	11	9.8	17	18	23	20	32	48	7.4	1.4	0.80	MIN
AVG	20	14.5	16.0	26.7	99.1	52	128.5	148.7	151.4	26.1	4.6	2.2	AVG

TABLE B61. MEAN DAILY DISCHARGE FOR SWAN CREEK (305), WATER YEAR 2007  
DISCHARGE, IN CUBIC FEET PER SECOND, FOR INDICATED DATE

DAY	OCT	NOV	DEC	JAN	FEB	MAR	APR	MAY	JUN	JUL	AUG	SEP	DAY
1	0.43	1.5	68	24	18	606	347	110	80	45	5.8	5.4	1
2	0.47	1.4	66	19	18	610	217	100	74	41	5.1	4.7	2
3	0.53	2.2	27	16	17	116	195	94	77	38	4.7	4.2	3
4	0.47	3.1	16	18	17	70	169	94	78	38	4.3	4.1	4
5	0.32	2.8	14	49	17	59	150	93	67	36	4.1	3.2	5
6	0.30	2.6	12	50	17	52	138	90	60	30	4.0	2.9	6
7	0.32	2.5	12	45	17	46	125	84	59	27	4.0	4.1	7
8	1.0	2.6	12	41	17	41	118	81	53	25	3.6	5.9	8
9	1.3	2.7	12	35	18	40	111	69	45	22	5.8	5.5	9
10	1.3	2.9	13	26	18	43	116	64	43	22	6.6	3.6	10
11	1.6	4.3	13	25	18	46	172	62	43	21	5.5	3.4	11
12	1.9	8.1	18	25	18	45	207	57	40	18	3.7	3.0	12
13	1.9	5.9	37	23	18	44	167	55	37	16	3.4	3.0	13
14	1.6	4.0	33	22	18	43	142	54	35	16	2.6	2.6	14
15	1.3	3.1	23	31	18	55	118	54	33	15	2.2	2.3	15
16	1.1	2.8	19	37	17	62	103	54	31	14	2.3	2.3	16
17	1.3	2.7	16	45	17	55	93	49	29	22	2.3	2.1	17
18	1.7	2.7	14	31	17	48	88	45	28	24	2.3	2.0	18
19	1.7	2.4	12	28	21	44	85	45	29	17	2.3	1.8	19
20	1.9	8.7	12	26	43	43	81	44	24	21	2.6	1.6	20
21	1.7	17	17	24	108	49	78	42	24	14	2.9	1.4	21
22	1.6	16	27	28	263	77	75	40	136	12	2.9	1.2	22
23	1.8	15	24	27	150	159	71	39	251	11	3.8	0.94	23
24	1.3	9.7	23	25	145	219	80	36	148	9.9	67	1.2	24
25	2.3	8.8	22	22	955	176	242	36	102	9.1	140	1.3	25
26	1.7	8.6	16	20	757	120	259	54	83	8.5	72	1.8	26
27	1.3	8.4	15	20	248	91	206	172	70	8.6	23	2.0	27
28	1.3	8.6	14	20	145	89	156	143	61	8.8	14	2.2	28
29	1.5	14	14	20		82	134	109	55	8.3	9.9	1.9	29
30	1.5	79	13	19		461	120	94	48	7.4	7.6	1.5	30
31	1.6		16	18		441		85		6.6	6.3		31
TOTAL	40.04	254.1	650	859	3150	4132	4363	2248	1943	612.2	426.6	83.14	TOTAL
MAX	2.3	79	68	50	955	610	347	172	251	45	140	5.9	MAX
MIN	0.30	1.4	12	16	17	40	71	36	24	6.6	2.2	0.94	MIN
AVG	1.29	8.47	20.97	27.71	112.5	133.29	145.43	72.52	64.77	19.75	13.76	2.77	AVG

TABLE B62. MEAN DAILY DISCHARGE FOR SWAN CREEK (305), WATER YEAR 2008  
DISCHARGE, IN CUBIC FEET PER SECOND, FOR INDICATED DATE

DAY	OCT	NOV	DEC	JAN	FEB	MAR	APR	MAY	JUN	JUL	AUG	SEP	DAY
1	1.8	2.6	6.3	15	22	194	91	104	58	68	17	2.7	1
2	2.8	2.7	6.4	15	26	332	74	106	56	65	15	2.4	2
3	3.1	2.7	17	14	26	460	65	94	111	62	14	6.3	3
4	2.7	2.8	12	18	26	188	64	81	307	56	14	16	4
5	2.4	2.9	7.4	23	158	92	57	77	181	53	13	34	5
6	2.3	2.9	5.7	32	698	67	53	74	165	51	12	15	6
7	2.0	2.9	5.2	58	297	54	50	74	121	48	11	7.8	7
8	1.8	2.9	4.8	90	114	46	69	70	108	47	9.3	9.9	8
9	1.4	2.8	4.5	108	87	40	207	65	142	47	8.4	30	9
10	1.3	2.8	4.2	75	75	35	403	63	125	41	7.3	21	10
11	1.4	2.8	6.6	66	64	32	692	284	111	39	7.0	11	11
12	1.4	2.7	15	57	57	34	279	219	114	38	6.5	15	12
13	1.7	2.7	20	47	51	34	210	166	236	37	6.2	159	13
14	2.1	2.7	12	37	45	33	179	143	159	33	6.1	353	14
15	2.3	2.6	12	28	40	34	160	124	132	30	7.1	206	15
16	2.2	2.6	12	25	37	34	146	115	118	28	6.3	101	16
17	2.8	2.5	11	25	1650	39	133	109	102	25	5.0	73	17
18	4.5	9.5	11	24	1780	136	128	104	93	24	4.4	57	18
19	16	14	11	23	197	118	139	103	86	25	4.0	48	19
20	8.1	27	11	23	89	95	132	109	80	26	3.8	41	20
21	5.6	38	11	22	58	82	124	92	74	30	3.9	37	21
22	4.1	38	11	22	48	74	130	85	69	45	3.7	33	22
23	3.1	37	19	21	42	64	145	84	66	32	3.6	31	23
24	2.8	28	20	21	42	59	191	82	62	23	3.4	29	24
25	2.8	9.6	19	21	66	56	196	91	83	23	3.1	27	25
26	2.7	5.9	19	22	93	53	187	103	160	22	2.7	26	26
27	2.6	6.1	18	25	51	55	150	72	151	20	2.4	24	27
28	2.6	6.4	17	28	38	93	135	68	108	19	4.1	23	28
29	2.5	6.3	17	33	53	84	119	64	86	21	13	24	29
30	2.5	6.1	16	27		82	110	66	75	28	7.0	26	30
31	2.5		16	16		84		67		23	3.6		31
TOTAL	97.9	278.5	378.1	1061	6030	2883	4818	3158	3539	1129	227.9	1489.1	TOTAL
MAX	16	38	20	108	1780	460	692	284	307	68	17	353	MAX
MIN	1.3	2.5	4.2	14	22	32	50	63	56	19	2.4	2.4	MIN
AVG	3.16	9.3	12.2	34.2	207.9	93	161	102	118	36.4	7.4	49.6	AVG

TABLE B63. MEAN DAILY DISCHARGE FOR SWAN CREEK (305), WATER YEAR 2009  
DISCHARGE, IN CUBIC FEET PER SECOND, FOR INDICATED DATE

DAY	OCT	NOV	DEC	JAN	FEB	MAR	APR	MAY	JUN	JUL	AUG	SEP	DAY
1	23	21	17	203	89	105	229	1110	101	107	31	35	1
2	21	23	17	182	82	78	185	359	153	97	32	31	2
3	21	27	17	161	61	69	158	280	111	88	28	29	3
4	20	32	17	147	59	65	135	226	92	100	39	26	4
5	20	33	17	136	58	63	146	194	87	118	48	23	5
6	20	33	17	125	63	60	141	170	83	91	30	28	6
7	23	35	17	114	127	70	111	154	80	81	36	29	7
8	33	33	17	104	124	1020	103	149	96	76	70	23	8
9	22	27	28	97	87	1080	95	133	94	70	38	20	9
10	18	21	55	91	95	1730	97	118	76	69	30	19	10
11	17	23	40	86	235	951	93	111	143	82	30	18	11
12	16	32	35	80	446	311	84	105	141	64	24	17	12
13	16	34	32	77	171	244	353	162	106	59	21	16	13
14	16	34	36	76	117	217	296	260	95	55	18	15	14
15	20	35	36	75	91	202	201	1640	94	1010	17	15	15
16	29	35	34	73	63	187	166	3010	109	421	19	14	16
17	24	36	33	72	63	173	147	1060	144	159	82	13	17
18	21	44	32	71	80	158	135	403	903	121	79	13	18
19	20	51	44	70	70	141	297	293	666	101	84	13	19
20	22	49	55	69	61	129	531	247	756	87	353	15	20
21	24	48	38	68	57	122	255	216	298	79	102	21	21
22	22	47	33	67	54	119	186	193	254	77	71	19	22
23	24	46	32	67	52	139	180	176	209	68	53	16	23
24	28	45	32	66	52	303	595	189	167	60	43	15	24
25	30	44	31	65	59	573	281	148	149	64	36	19	25
26	29	43	41	64	109	289	288	152	134	51	31	26	26
27	30	31	1200	63	614	228	277	163	122	45	32	20	27
28	28	19	1280	62	193	225	881	124	233	44	133	15	28
29	22	18	407	62		626	354	112	147	42	88	13	29
30	21	18	287	61		430	1440	103	121	37	57	12	30
31	21		234	62		292		96		33	43		31
TOTAL	701	1017	4211	2816	3432	10399	8440	11856	5964	3656	1798	588	TOTAL
MAX	33	51	1280	203	614	1730	1440	3010	903	1010	353	35	MAX
MIN	16	18	17	61	52	60	84	96	76	33	17	12	MIN
AVG	22.61	33.9	135.8	90.8	122.6	335	281	382	199	117.9	58	19.6	AVG

TABLE B64. MEAN DAILY DISCHARGE FOR SWAN CREEK (305), WATER YEAR 2010  
DISCHARGE, IN CUBIC FEET PER SECOND, FOR INDICATED DATE

DAY	OCT	NOV	DEC	JAN	FEB	MAR	APR	MAY	JUN	JUL	AUG	SEP	DAY
1	15	241	128	105	102	40	106	165	139	142	53	54	1
2	22	186	123	88	98	46	101	132	419	132	49	55	2
3	20	157	115	79	94	57	255	124	240	125	46	49	3
4	16	141	103	74	87	68	224	104	195	118	44	32	4
5	13	126	93	70	75	82	210	97	802	112	40	24	5
6	14	116	84	66	68	109	169	89	1430	114	36	22	6
7	15	109	77	62	58	248	303	177	392	163	33	19	7
8	16	98	73	56	51	539	241	168	379	1060	31	16	8
9	19	89	121	53	51	446	170	116	267	276	28	14	9
10	21	84	74	51	53	742	145	113	202	181	33	15	10
11	19	82	53	51	53	519	130	488	180	162	102	22	11
12	17	78	52	51	51	331	126	310	201	146	44	22	12
13	18	76	50	51	51	1000	115	1580	462	143	36	17	13
14	23	73	48	59	51	752	105	1460	1170	123	144	15	14
15	29	71	46	60	52	346	98	396	563	114	65	13	15
16	31	93	46	52	51	257	93	303	625	96	43	13	16
17	27	519	45	51	45	213	78	914	286	92	36	13	17
18	26	561	45	51	41	183	71	721	262	93	34	13	18
19	25	318	45	53	45	160	68	347	1340	103	31	90	19
20	26	253	45	60	54	160	66	309	752	411	32	79	20
21	28	213	65	84	58	197	65	550	308	188	64	48	21
22	40	183	73	107	56	270	62	405	710	127	32	72	22
23	208	157	102	216	53	200	75	279	821	109	29	55	23
24	149	168	498	1440	37	175	140	239	1570	112	24	48	24
25	123	246	1440	765	31	184	762	222	664	103	21	44	25
26	249	202	558	289	34	163	395	197	294	79	20	80	26
27	175	178	311	199	37	136	242	170	245	72	19	76	27
28	147	164	234	132	39	147	189	155	200	68	18	62	28
29	171	152	176	111		133	159	144	172	69	17	53	29
30	883	136	150	108		122	139	137	156	59	16	47	30
31	365		126	106		114		132		58	15		31
TOTAL	2950	5270	5199	4800	1576	8139	5102	10743	15446	4950	1235	1182	TOTAL
MAX	883	561	1440	1440	102	1000	762	1580	1570	1060	144	90	MAX
MIN	13	71	45	51	31	40	62	89	139	58	15	13	MIN
AVG	95.2	175.7	167.7	154.8	56.3	262.5	170.1	346.5	514.9	159.7	39.8	39.4	AVG



TABLE B65. MEAN DAILY DISCHARGE FOR SWAN CREEK (305), WATER YEAR 2011  
DISCHARGE, IN CUBIC FEET PER SECOND, FOR INDICATED DATE

DAY	OCT	NOV	DEC	JAN	FEB	MAR	APR	MAY	JUN	JUL	AUG	SEP	DAY
1	42	26	17	206	18	162	40	118	188	186	20	2.7	1
2	39	26	14	116	18	137	38	103	185	164	18	2.6	2
3	35	26	13	85	20	112	42	96	281	147	17	2.5	3
4	35	27	13	56	22	106	61	90	222	130	15	2.6	4
5	34	27	12	37	24	114	40	95	237	110	14	2.6	5
6	33	23	12	31	27	106	36	94	209	102	13	2.9	6
7	34	23	11	29	31	100	34	82	171	97	13	3.1	7
8	31	24	11	24	35	94	46	76	150	93	13	3.1	8
9	30	25	11	21	31	112	55	72	143	86	13	3.1	9
10	30	25	12	21	27	113	62	71	165	80	11	3.1	10
11	29	36	14	21	30	103	41	71	141	75	9.7	3.2	11
12	23	42	13	20	32	100	32	91	116	70	8.9	3.2	12
13	21	43	11	19	38	88	30	78	107	69	8.5	3.2	13
14	21	43	11	19	86	80	30	77	223	63	8	3.2	14
15	21	40	12	19	283	77	32	114	1080	58	7.3	3.1	15
16	22	39	15	17	466	74	42	110	436	54	7	3	16
17	22	47	14	18	669	71	36	91	250	50	6.4	3	17
18	20	48	13	22	506	66	33	84	217	46	5.7	3	18
19	20	46	14	21	195	59	102	79	212	43	4.8	3	19
20	19	45	16	16	305	58	240	83	453	39	4.4	3	20
21	19	45	17	16	302	58	161	81	401	36	3.8	3	21
22	18	36	15	16	178	60	489	76	222	32	3.7	3	22
23	22	32	14	17	138	62	458	66	188	30	3.1	3	23
24	27	32	14	17	120	52	269	65	162	30	3.5	3	24
25	24	24	14	16	101	47	221	492	144	31	3.5	3	25
26	62	13	13	17	107	46	256	1180	154	27	4.1	3	26
27	46	12	12	18	107	43	212	575	1200	24	3.9	3	27
28	29	12	13	18	201	42	178	307	540	23	3.5	3	28
29	25	13	13	20		40	155	277	252	28	3.3	2.9	29
30	26	18	20	31		39	141	291	205	29	3.1	2.9	30
31	26		113	21		39		223		22	2.9		31
TOTAL	885	918	517	1025	4117	2460	3612	5408	8654	2074	256.1	89	TOTAL
MAX	62	48	113	206	669	162	489	1180	1200	186	20	3.2	MAX
MIN	18	12	11	16	18	39	30	65	107	22	2.9	2.5	MIN
AVG	28.5	30.6	16.7	33.1	147	79.4	120.4	174.5	288.5	66.9	8.3	3.0	AVG

TABLE B66. MEAN DAILY DISCHARGE FOR CEDAR CREEK (306), WATER YEAR 2007  
DISCHARGE, IN CUBIC FEET PER SECOND, FOR INDICATED DATE

DAY	OCT	NOV	DEC	JAN	FEB	MAR	APR	MAY	JUN	JUL	AUG	SEP	DAY
1	0.24	1.3	71	95	49	2260	424	163	159	58	7.4	16	1
2	0.14	1.3	65	71	48	1120	299	141	141	48	6.4	13	2
3	0.13	1.8	42	65	47	166	261	130	142	44	5.6	11	3
4	0.09	1.9	23	73	46	104	224	128	131	43	4.6	9.8	4
5	0.09	2.1	19	271	46	90	194	122	115	41	8.5	8.9	5
6	0.06	2.4	18	164	45	85	176	108	103	34	8.8	8.6	6
7	0.03	2.7	17	126	46	81	159	102	99	31	6.1	14	7
8	0.04	3.0	16	111	46	79	147	98	89	29	15	18	8
9	0.04	2.4	16	98	47	87	137	93	76	26	22	9.4	9
10	0.05	5.3	17	81	48	115	129	88	74	26	18	7.3	10
11	0.14	17	19	84	49	110	198	84	73	23	8.0	7.5	11
12	0.31	17	77	81	49	100	211	76	67	20	5.0	7.4	12
13	0.25	11	141	72	50	104	173	71	63	19	3.3	6.5	13
14	0.18	3.6	97	72	51	103	167	74	61	17	2.8	5.6	14
15	0.17	1.5	75	116	52	133	155	72	58	15	2.3	4.8	15
16	0.16	0.88	59	89	53	117	140	70	56	13	1.5	4.3	16
17	4.6	1.5	51	131	54	99	133	62	52	82	1.6	4.3	17
18	13	0.72	42	97	55	88	125	58	51	58	4.8	4.5	18
19	2.6	0.61	35	86	56	86	115	59	59	69	6.9	4.0	19
20	0.33	0.58	33	78	57	74	108	59	47	57	3.9	3.8	20
21	0.10	0.58	91	70	228	118	104	56	45	28	4.4	3.6	21
22	0.25	0.61	130	63	829	136	102	54	86	20	4.5	2.6	22
23	0.45	0.59	97	55	461	243	101	52	277	17	26	2.8	23
24	0.37	0.65	76	54	432	332	94	49	176	15	233	3.2	24
25	0.42	0.98	67	53	2570	298	348	50	125	14	776	3.8	25
26	0.55	1.1	62	52	665	227	469	66	102	12	170	4.8	26
27	1.2	0.86	55	52	193	188	337	325	90	13	73	5.3	27
28	1.5	1.0	51	51	132	164	250	224	80	14	45	4.8	28
29	2.2	25	46	51		145	208	180	72	12	30	4.5	29
30	0.88	231	43	50		567	184	153	65	10	23	5.0	30
31	1.2		69	49		459		138		8.7	18		31
TOTAL	31.77	340.96	1720	2661	6504	8078	5872	3205	2834	916.7	1545.4	209.1	TOTAL
MAX	13	231	141	271	2570	2260	469	325	277	82	776	18	MAX
MIN	0.03	0.58	16	49	45	74	94	49	45	8.7	1.5	2.6	MIN
AVG	1.02	11.37	55.48	85.84	232.29	260.58	195.73	103.39	94.47	29.57	49.85	6.97	AVG

TABLE B67. MEAN DAILY DISCHARGE FOR CEDAR CREEK (306), WATER YEAR 2008  
DISCHARGE, IN CUBIC FEET PER SECOND, FOR INDICATED DATE

DAY	OCT	NOV	DEC	JAN	FEB	MAR	APR	MAY	JUN	JUL	AUG	SEP	DAY
1	7.9	5.4	9.9	34	87	234	104	138	92	110	29	3.4	1
2	7.0	5.4	13	30	92	616	82	138	80	101	26	2.9	2
3	8.9	5.5	13	31	95	823	82	128	191	93	25	5.3	3
4	11	5.5	17	49	107	265	83	110	528	84	25	41	4
5	7.7	5.6	14	64	590	150	75	106	327	78	41	65	5
6	6.2	5.6	11	113	1000	114	71	103	245	74	50	24	6
7	5.9	5.5	9.9	184	249	93	68	103	200	71	30	13	7
8	5.3	5.4	9.8	226	138	82	141	98	176	95	23	19	8
9	4.9	5.3	9.7	199	110	73	316	90	192	82	21	75	9
10	5.3	5.2	9.6	160	92	64	620	87	180	65	20	35	10
11	4.4	5.2	21	150	79	60	885	453	156	61	18	20	11
12	4.9	5.1	60	129	76	64	456	345	142	67	16	30	12
13	5.0	19	42	118	73	63	349	255	291	71	16	572	13
14	5.9	9.2	28	99	70	61	293	213	226	57	15	1110	14
15	7.8	8.8	24	85	66	61	257	178	184	50	13	535	15
16	7.0	8.2	23	80	59	59	231	159	231	45	11	304	16
17	6.6	7.8	23	78	3340	67	203	148	162	42	9.4	222	17
18	22	7.3	23	75	1540	184	190	133	141	40	8.5	174	18
19	33	6.8	22	72	158	169	204	125	126	43	8.0	144	19
20	19	12	22	69	105	139	183	127	115	43	7.1	124	20
21	13	19	25	66	91	125	170	112	106	76	6.9	106	21
22	10	21	36	64	80	112	182	104	97	278	8.7	93	22
23	7.9	19	47	63	72	97	177	103	90	65	9.4	86	23
24	7.1	14	72	62	66	91	175	101	84	48	7.3	77	24
25	6.8	11	58	61	80	90	207	97	106	46	5.4	70	25
26	6.5	11	54	60	81	83	229	99	422	42	4.2	65	26
27	6.2	9.7	51	58	66	86	190	92	240	37	3.7	61	27
28	5.9	9.7	49	58	56	103	174	87	178	36	14	57	28
29	5.6	9.7	45	73	79	83	154	81	141	34	28	63	29
30	5.3	9.8	41	53		81	145	84	126	46	12	65	30
31	5.3		37	64		95		128		34	5.2		31
TOTAL	265.3	277.7	919.9	2727	8797	4487	6696	4325	5575	2114	516.8	4261.6	TOTAL
MAX	33	21	72	226	3340	823	885	453	528	278	50	1110	MAX
MIN	4.4	5.1	9.6	30	56	59	68	81	80	34	3.7	2.9	MIN
AVG	8.56	9.3	29.7	88	303.3	145	223	140	186	68.2	16.7	142.1	AVG

TABLE B68. MEAN DAILY DISCHARGE FOR CEDAR CREEK (306), WATER YEAR 2009  
DISCHARGE, IN CUBIC FEET PER SECOND, FOR INDICATED DATE

DAY	OCT	NOV	DEC	JAN	FEB	MAR	APR	MAY	JUN	JUL	AUG	SEP	DAY
1	56	52	52	271	112	163	357	825	151	167	55	82	1
2	52	55	29	239	111	117	299	508	216	147	56	71	2
3	50	56	23	205	110	114	263	399	164	132	50	63	3
4	47	56	22	196	109	112	224	340	146	173	82	57	4
5	44	57	21	193	109	109	219	293	137	183	66	51	5
6	44	59	21	189	121	107	213	261	132	139	49	54	6
7	53	60	34	178	234	111	193	236	127	121	84	49	7
8	95	59	45	165	202	2150	181	222	154	113	122	44	8
9	75	57	86	153	117	1500	167	198	133	106	61	40	9
10	66	52	134	147	122	3290	169	174	120	108	52	38	10
11	61	53	93	143	475	1210	153	162	156	113	50	36	11
12	58	67	78	139	538	542	145	154	166	92	44	34	12
13	56	63	74	135	200	410	699	238	142	85	39	31	13
14	55	63	89	132	148	355	432	460	130	79	36	29	14
15	63	60	109	130	114	324	301	3430	121	840	34	28	15
16	71	52	125	129	94	298	248	5300	131	280	42	26	16
17	61	44	137	128	90	273	219	956	159	176	152	24	17
18	60	37	131	126	88	244	207	539	1110	137	103	22	18
19	57	35	124	125	87	213	616	419	805	117	361	22	19
20	57	34	119	124	86	193	902	353	934	102	423	23	20
21	55	33	115	123	85	181	460	308	358	95	159	30	21
22	52	35	115	122	84	171	343	274	307	93	140	27	22
23	53	36	116	121	83	168	384	252	245	82	94	26	23
24	64	38	117	120	82	543	862	271	211	74	76	23	24
25	64	39	118	119	89	887	431	226	189	254	66	28	25
26	59	41	132	118	282	451	464	218	170	101	59	33	26
27	52	41	2440	117	1380	346	489	241	186	77	84	26	27
28	50	40	1500	116	291	377	1060	203	618	76	259	23	28
29	51	40	540	115		853	504	186	242	71	181	19	29
30	54	44	407	114		603	2240	172	192	62	122	18	30
31	52		319	113		457		158		57	97		31
TOTAL	1787	1458	7465	4545	5643	16872	13444	17976	8052	4452	3298	1077	TOTAL
MAX	95	67	2440	271	1380	3290	2240	5300	1110	840	423	82	MAX
MIN	44	33	21	113	82	107	145	154	120	57	34	18	MIN
AVG	57.65	48.6	240.8	146.6	201.5	544	448	580	268	143.6	106.4	35.9	AVG

TABLE B69. MEAN DAILY DISCHARGE FOR CEDAR CREEK (306), WATER YEAR 2010  
DISCHARGE, IN CUBIC FEET PER SECOND, FOR INDICATED DATE

DAY	OCT	NOV	DEC	JAN	FEB	MAR	APR	MAY	JUN	JUL	AUG	SEP	DAY
1	24	374	179	175	135	74	172	196	165	212	67	65	1
2	37	311	167	163	126	86	166	181	1620	194	62	66	2
3	32	262	154	157	108	98	341	166	558	180	60	120	3
4	28	237	137	153	106	117	273	152	366	167	57	51	4
5	24	211	132	148	103	151	246	144	1990	156	54	37	5
6	25	198	126	134	100	208	223	135	2020	149	49	31	6
7	26	188	122	123	97	325	425	301	559	477	45	26	7
8	25	168	123	113	96	415	292	318	457	1120	42	21	8
9	27	155	184	103	96	507	231	240	401	287	40	20	9
10	33	148	122	105	96	944	203	215	313	213	45	19	10
11	28	143	107	114	94	648	184	856	276	183	49	27	11
12	26	134	104	119	92	470	171	455	380	164	39	24	12
13	26	131	102	118	90	1670	162	5310	906	152	45	18	13
14	32	126	102	117	90	964	152	2690	1420	136	75	16	14
15	42	116	103	121	91	573	142	610	765	124	48	15	15
16	40	132	102	126	93	440	139	450	735	114	33	16	16
17	34	511	99	132	91	371	131	1040	395	107	31	17	17
18	31	490	98	133	88	325	125	691	394	103	32	20	18
19	30	350	94	125	86	289	120	447	3370	113	30	180	19
20	32	279	93	118	85	270	117	405	723	252	76	96	20
21	34	241	93	122	85	324	114	732	420	377	95	58	21
22	58	216	92	134	87	375	110	613	1910	192	49	66	22
23	264	197	136	294	90	298	119	392	1470	128	37	58	23
24	198	256	838	3180	90	260	165	321	3480	126	30	50	24
25	154	354	2610	1010	90	284	627	280	624	121	26	48	25
26	268	287	736	503	87	254	414	253	450	98	23	82	26
27	218	256	452	336	81	231	310	232	368	89	22	70	27
28	192	235	357	229	77	232	252	209	308	87	20	60	28
29	249	213	291	204		205	221	194	263	82	19	52	29
30	1330	189	236	195		192	201	181	234	73	18	45	30
31	546		193	174		183		174		73	18		31
TOTAL	4113	7108	8484	8978	2650	11783	6548	18583	27340	6049	1336	1474	TOTAL
MAX	1330	511	2610	3180	135	1670	627	5310	3480	1120	95	180	MAX
MIN	24	116	92	103	77	74	110	135	165	73	18	15	MIN
AVG	132.7	236.9	273.7	289.6	94.6	380.1	218.3	599.5	911.3	195.1	43.1	49.1	AVG

TABLE B70. MEAN DAILY DISCHARGE FOR CEDAR CREEK (306), WATER YEAR 2011  
DISCHARGE, IN CUBIC FEET PER SECOND, FOR INDICATED DATE

DAY	OCT	NOV	DEC	JAN	FEB	MAR	APR	MAY	JUN	JUL	AUG	SEP	DAY
1	38	37	28	169	35	234	59	188	291	249	41	3.6	1
2	35	35	19	99	39	192	55	170	427	216	37	2.8	2
3	31	35	18	81	38	165	53	158	700	191	33	3.6	3
4	29	39	18	62	43	158	65	148	388	174	28	13	4
5	29	39	17	54	40	171	53	141	353	157	24	10	5
6	27	37	16	49	40	153	50	139	330	145	24	4.8	6
7	27	41	15	44	38	146	48	133	270	136	22	3.1	7
8	30	34	14	41	36	137	71	126	236	143	25	2.8	8
9	30	30	14	38	34	173	64	126	214	122	22	1.7	9
10	30	31	18	38	35	168	58	128	225	112	17	1.3	10
11	30	31	27	37	39	155	53	130	198	106	14	1.5	11
12	28	32	27	37	45	149	47	145	178	99	13	1.7	12
13	26	29	19	38	64	127	45	136	164	99	12	1.6	13
14	24	30	15	38	141	118	45	187	204	90	11	1.7	14
15	23	28	16	39	384	113	49	304	2040	84	9.4	1.3	15
16	24	28	21	40	814	107	80	260	569	78	8.5	0.86	16
17	23	27	23	41	1260	102	65	221	362	73	7.8	0.85	17
18	23	24	21	42	603	95	58	199	301	68	7.5	1.7	18
19	21	23	19	41	256	85	283	180	267	64	6.7	4.1	19
20	22	22	20	38	506	84	420	166	495	60	6.2	4.6	20
21	21	24	20	35	414	84	250	158	397	55	5.1	4.8	21
22	20	29	18	36	267	79	735	149	281	50	4.2	4.8	22
23	28	37	17	37	207	87	558	145	243	47	4.5	1.2	23
24	52	30	17	37	180	74	365	133	214	47	4.8	1.1	24
25	41	31	17	37	159	68	309	652	196	60	5.2	5.1	25
26	91	25	17	37	143	67	386	2150	226	46	3.8	7.7	26
27	70	22	16	36	139	63	313	676	2910	40	3.6	12	27
28	46	20	15	35	295	61	263	444	704	41	3	17	28
29	37	25	16	34		59	227	508	369	120	2.5	9	29
30	37	40	37	33		58	209	548	295	78	3.4	5.3	30
31	40		169	32		59		349		49	3.3		31
TOTAL	1033	915	744	1455	6294	3591	5336	9297	14047	3099	412.5	134.61	TOTAL
MAX	91	41	169	169	1260	234	735	2150	2910	249	41	17	MAX
MIN	20	20	14	32	34	58	45	126	164	40	2.5	0.90	MIN
AVG	33.3	30.5	24	46.9	224.8	115.8	177.9	299.9	468.2	100	13.3	4.5	AVG

**Table C1. Suspended Sediment Concentrations (SSC)  
for Panther Creek (Station 201)**

Date/Time (CST)	SSC (mg/L)	Sampling Method	Date/Time (CST)	SSC (mg/L)	Sampling Method	Date/Time (CST)	SSC (mg/L)	Sampling Method
12/05/99 05:59	125.708	ISCO	07/06/00 03:00	174.391	ISCO	11/13/00 12:00	63.046	ISCO
12/14/99 14:54	5.104	GRAB	07/06/00 06:00	145.968	ISCO	11/14/00 12:00	95.345	ISCO
12/22/99 11:19	56.022	GRAB	07/06/00 09:00	117.897	ISCO	11/14/00 13:43	110.859	GRAB
12/27/99 12:29	30.151	GRAB	07/06/00 11:34	123.030	DH-48	11/15/00 12:00	91.503	ISCO
01/03/00 12:25	5.106	GRAB	07/06/00 12:00	142.492	ISCO	11/16/00 12:00	63.126	ISCO
01/12/00 11:58	3.830	GRAB	07/08/00 12:00	78.957	ISCO	11/17/00 12:00	74.090	ISCO
01/21/00 11:54	12.237	GRAB	07/09/00 12:00	52.502	ISCO	11/18/00 12:00	61.199	ISCO
01/25/00 11:01	16.616	GRAB	07/11/00 06:55	2308.350	DH-76	11/19/00 12:00	37.405	ISCO
01/31/00 11:51	75.010	GRAB	07/11/00 07:15	1998.456	ISCO	11/20/00 10:35	118.936	GRAB
02/08/00 11:12	16.565	GRAB	07/11/00 22:15	263.030	ISCO	11/20/00 12:00	150.845	ISCO
02/14/00 11:58	22.749	GRAB	07/12/00 01:15	208.803	ISCO	11/22/00 12:00	74.163	ISCO
02/22/00 11:07	8.356	GRAB	07/12/00 04:15	184.909	ISCO	11/23/00 12:00	60.390	ISCO
02/28/00 13:30	4.242	GRAB	07/12/00 07:15	158.906	ISCO	11/24/00 12:00	53.771	ISCO
03/07/00 08:54	35.240	GRAB	07/12/00 09:50	194.353	DH-48	11/25/00 12:00	37.093	ISCO
03/14/00 11:08	13.679	GRAB	07/12/00 10:15	157.584	ISCO	11/26/00 12:00	51.853	ISCO
03/16/00 12:35	43.387	GRAB	07/12/00 12:00	165.189	ISCO	11/27/00 12:00	20.880	ISCO
03/20/00 12:53	6.645	GRAB	07/14/00 12:00	91.781	ISCO	11/28/00 11:52	40.614	GRAB
03/22/00 11:48	25.617	GRAB	07/15/00 12:00	83.969	ISCO	11/28/00 12:00	73.206	ISCO
03/28/00 10:36	8.747	GRAB	07/16/00 12:00	109.356	ISCO	11/29/00 12:00	80.489	ISCO
04/04/00 11:01	13.344	GRAB	07/18/00 11:16	167.077	DH-48	12/01/00 12:00	90.173	ISCO
04/11/00 11:43	8.355	GRAB	07/21/00 12:00	94.469	ISCO	12/05/00 09:45	63.467	GRAB
04/18/00 11:54	70.314	GRAB	07/22/00 12:00	85.678	ISCO	12/09/00 12:00	145.190	ISCO
04/25/00 11:13	52.596	GRAB	07/25/00 10:10	97.628	GRAB	12/12/00 13:51	63.428	GRAB
05/02/00 11:45	53.566	GRAB	07/25/00 12:00	72.261	ISCO	12/16/00 12:00	179.141	ISCO
05/10/00 10:15	50.970	GRAB	07/26/00 12:00	51.940	ISCO	12/19/00 10:31	76.961	GRAB
05/16/00 09:05	58.382	GRAB	08/01/00 10:31	80.538	GRAB	12/26/00 11:43	68.493	GRAB
05/23/00 08:01	81.282	GRAB	08/05/00 12:00	231.362	ISCO	01/02/01 11:41	96.658	GRAB
05/26/00 23:15	2182.653	ISCO	08/08/00 10:10	75.959	GRAB	01/09/01 10:36	125.186	GRAB
05/27/00 05:30	2750.059	ISCO	08/15/00 10:13	78.170	DIP	01/16/01 11:06	42.795	GRAB
05/27/00 08:30	1320.579	ISCO	08/22/00 10:11	93.024	DIP	01/23/01 09:56	139.134	GRAB
05/27/00 09:17	1147.138	DH-76	08/30/00 13:53	102.700	GRAB	01/29/01 16:45	1316.726	DH-76
05/27/00 12:00	664.022	ISCO	09/05/00 11:06	83.745	GRAB	01/29/01 17:00	1268.908	ISCO
05/28/00 12:00	117.442	ISCO	09/12/00 09:34	116.556	GRAB	01/29/01 18:51	1617.698	DH-76
05/29/00 12:00	51.247	ISCO	09/19/00 07:55	84.249	GRAB	01/29/01 19:17	1545.714	DH-76
05/30/00 11:18	53.722	GRAB	09/26/00 10:17	68.703	GRAB	01/29/01 20:00	1341.084	ISCO
05/30/00 12:00	61.231	ISCO	10/03/00 09:36	87.973	GRAB	01/29/01 22:15	603.313	ISCO
05/31/00 12:00	58.637	ISCO	10/10/00 13:20	11.642	GRAB	01/29/01 23:00	1408.741	ISCO
06/06/00 10:59	74.094	GRAB	10/15/00 12:00	75.050	ISCO	01/30/01 02:00	865.178	ISCO
06/11/00 12:00	190.784	ISCO	10/16/00 12:00	53.927	ISCO	01/30/01 05:00	691.667	ISCO
06/12/00 12:00	153.015	ISCO	10/18/00 11:16	23.508	GRAB	01/30/01 08:00	621.048	ISCO
06/14/00 09:25	62.930	GRAB	10/18/00 12:00	23.353	ISCO	01/30/01 10:19	1134.831	DH-76
06/14/00 12:00	81.656	ISCO	10/19/00 12:00	29.532	ISCO	01/30/01 10:40	1088.052	DH-76
06/15/00 12:00	63.479	ISCO	10/20/00 12:00	86.546	ISCO	01/30/01 11:00	979.981	ISCO
06/16/00 12:00	54.700	ISCO	10/21/00 12:00	12.118	ISCO	01/30/01 12:00	1034.946	ISCO
06/20/00 10:40	133.277	GRAB	10/22/00 12:00	31.634	ISCO	01/30/01 14:00	967.353	ISCO
06/20/00 12:00	123.033	ISCO	10/23/00 12:00	35.689	ISCO	01/30/01 17:00	948.814	ISCO
06/20/00 17:30	3133.357	ISCO	10/24/00 10:22	51.762	GRAB	01/30/01 20:00	895.329	ISCO
06/20/00 19:30	6876.053	ISCO	10/24/00 12:00	41.818	ISCO	01/30/01 23:00	830.778	ISCO
06/20/00 20:30	5711.151	ISCO	10/25/00 12:00	85.919	ISCO	01/31/01 02:00	812.876	ISCO
06/21/00 12:00	276.745	ISCO	10/26/00 12:00	37.410	ISCO	01/31/01 05:00	836.173	ISCO
06/21/00 13:10	253.686	DH-48	10/27/00 12:00	49.741	ISCO	01/31/01 08:00	716.596	ISCO
06/22/00 12:00	129.395	ISCO	10/28/00 12:00	44.458	ISCO	01/31/01 11:00	500.647	ISCO
06/23/00 12:00	84.228	ISCO	10/30/00 12:00	80.516	ISCO	01/31/01 12:00	379.749	ISCO
06/24/00 02:30	853.158	ISCO	10/31/00 09:50	70.267	GRAB	01/31/01 14:00	319.386	ISCO
06/24/00 07:50	168.578	DH-48	10/31/00 12:00	85.290	ISCO	01/31/01 17:00	411.532	ISCO
06/24/00 12:00	183.926	ISCO	11/01/00 12:00	45.877	ISCO	01/31/01 20:00	373.469	ISCO
06/26/00 06:26	399.217	DH-48	11/02/00 12:00	50.393	ISCO	01/31/01 23:00	197.344	ISCO
06/27/00 12:00	71.253	ISCO	11/03/00 12:00	61.195	ISCO	02/01/01 02:00	139.582	ISCO
06/29/00 08:40	114.463	DH-48	11/06/00 11:08	65.312	GRAB	02/01/01 05:00	125.608	ISCO
06/29/00 12:00	73.768	ISCO	11/06/00 12:00	44.190	ISCO	02/06/01 12:16	133.344	GRAB
06/30/00 12:00	52.188	ISCO	11/07/00 12:00	18.744	ISCO	02/07/01 12:00	122.427	ISCO
07/01/00 12:00	53.224	ISCO	11/08/00 12:00	21.779	ISCO	02/08/01 12:00	82.396	ISCO
07/02/00 12:00	49.072	ISCO	11/09/00 12:00	9.806	ISCO	02/08/01 23:00	1386.108	ISCO
07/05/00 09:00	4878.039	ISCO	11/10/00 12:00	31.190	ISCO	02/09/01 02:00	698.913	ISCO
07/05/00 21:00	331.946	ISCO	11/11/00 12:00	62.390	ISCO	02/09/01 05:00	679.620	ISCO
07/06/00 00:00	224.899	ISCO	11/12/00 12:00	68.332	ISCO	02/09/01 08:00	524.035	ISCO

**Table C1. (Continued)**

Date/Time (CST)	SSC (mg/L)	Sampling Method	Date/Time (CST)	SSC (mg/L)	Sampling Method	Date/Time (CST)	SSC (mg/L)	Sampling Method
02/09/01 11:00	2508.874	ISCO	03/16/01 09:00	558.512	ISCO	05/06/01 12:00	56.242	ISCO
02/09/01 12:00	2211.819	ISCO	03/16/01 11:50	315.007	DH-76	05/07/01 12:00	44.274	ISCO
02/09/01 14:00	1893.120	ISCO	03/16/01 12:00	335.117	ISCO	05/08/01 10:51	16.335	DH-48
02/09/01 17:00	1113.358	ISCO	03/16/01 12:07	336.857	DH-76	05/08/01 12:00	39.037	ISCO
02/09/01 20:00	533.242	ISCO	03/16/01 15:00	217.546	ISCO	05/09/01 12:00	46.555	ISCO
02/09/01 23:00	335.188	ISCO	03/16/01 18:00	184.347	ISCO	05/10/01 12:00	37.013	ISCO
02/10/01 02:00	241.209	ISCO	03/16/01 21:00	184.913	ISCO	05/11/01 12:00	29.901	ISCO
02/12/01 12:00	120.841	ISCO	03/17/01 00:00	172.515	ISCO	05/12/01 12:00	21.854	ISCO
02/13/01 10:35	68.990	GRAB	03/17/01 03:00	156.247	ISCO	05/13/01 12:00	22.764	ISCO
02/13/01 12:00	137.027	ISCO	03/17/01 06:00	145.011	ISCO	05/14/01 12:00	27.498	ISCO
02/14/01 08:15	393.403	ISCO	03/17/01 09:00	115.504	ISCO	05/15/01 11:42	14.230	DH-48
02/14/01 11:15	775.116	ISCO	03/17/01 12:00	92.627	ISCO	05/15/01 12:00	49.304	ISCO
02/14/01 12:00	765.119	ISCO	03/17/01 15:00	77.429	ISCO	05/16/01 12:00	38.058	ISCO
02/14/01 14:15	566.078	ISCO	03/17/01 18:00	82.322	ISCO	05/17/01 12:00	75.975	ISCO
02/14/01 17:15	249.377	ISCO	03/17/01 21:00	79.047	ISCO	05/18/01 12:00	110.203	ISCO
02/14/01 20:15	174.514	ISCO	03/18/01 12:00	60.208	ISCO	05/19/01 12:00	56.040	ISCO
02/14/01 23:15	150.487	ISCO	03/19/01 12:00	41.915	ISCO	05/20/01 12:00	55.500	ISCO
02/15/01 02:15	136.026	ISCO	03/20/01 10:11	86.418	DH-48	05/21/01 12:00	67.231	ISCO
02/15/01 05:15	138.583	ISCO	03/20/01 12:00	47.133	ISCO	05/22/01 12:00	43.787	ISCO
02/15/01 08:15	114.409	ISCO	03/21/01 12:00	46.098	ISCO	05/22/01 13:05	31.684	DH-48
02/15/01 11:15	269.591	ISCO	03/22/01 12:00	44.073	ISCO	05/23/01 12:00	59.115	ISCO
02/15/01 12:00	137.018	ISCO	03/23/01 12:00	45.479	ISCO	05/24/01 12:00	48.788	ISCO
02/17/01 15:00	206.570	ISCO	03/24/01 12:00	30.042	ISCO	05/25/01 12:00	31.499	ISCO
02/19/01 12:00	83.052	ISCO	03/25/01 12:00	34.016	ISCO	05/26/01 12:00	48.123	ISCO
02/20/01 11:26	39.375	GRAB	03/26/01 10:42	48.227	DH-48	05/27/01 12:00	36.161	ISCO
02/20/01 12:00	179.174	ISCO	03/28/01 12:00	47.065	ISCO	05/28/01 12:00	32.832	ISCO
02/23/01 12:00	123.209	ISCO	03/29/01 12:00	44.569	ISCO	05/29/01 12:00	26.934	ISCO
02/24/01 09:15	1071.015	ISCO	03/30/01 12:00	32.602	ISCO	05/30/01 12:00	34.373	ISCO
02/24/01 12:00	913.198	ISCO	03/31/01 12:00	29.796	ISCO	05/30/01 13:20	34.997	DH-48
02/24/01 12:15	1004.991	ISCO	04/01/01 12:00	52.094	ISCO	05/31/01 12:00	72.182	ISCO
02/24/01 14:00	7025.074	ISCO	04/02/01 12:00	57.667	ISCO	06/01/01 12:00	70.784	ISCO
02/24/01 15:15	7935.817	ISCO	04/03/01 09:46	50.258	DH-48	06/02/01 12:00	85.046	ISCO
02/24/01 18:15	3977.071	ISCO	04/03/01 12:00	26.350	ISCO	06/03/01 12:00	43.893	ISCO
02/24/01 20:30	6210.590	ISCO	04/05/01 12:00	64.076	ISCO	06/04/01 05:45	2446.184	ISCO
02/24/01 21:15	7671.920	ISCO	04/06/01 12:00	53.906	ISCO	06/04/01 06:30	8560.387	ISCO
02/25/01 00:15	7155.836	ISCO	04/07/01 12:00	51.615	ISCO	06/04/01 08:45	3055.506	ISCO
02/25/01 02:30	3977.859	ISCO	04/08/01 12:00	30.744	ISCO	06/04/01 11:45	1908.887	ISCO
02/25/01 03:15	3362.296	ISCO	04/09/01 12:00	53.829	ISCO	06/04/01 12:00	1734.476	ISCO
02/25/01 12:00	887.026	ISCO	04/10/01 09:06	30.740	DH-48	06/04/01 14:15	858.549	DH-48
02/25/01 12:15	873.189	ISCO	04/10/01 12:00	42.742	ISCO	06/04/01 14:45	938.463	ISCO
02/25/01 15:15	638.854	ISCO	04/11/01 12:00	59.881	ISCO	06/04/01 17:45	390.329	ISCO
02/25/01 21:15	450.722	ISCO	04/12/01 12:00	44.394	ISCO	06/04/01 20:45	269.206	ISCO
02/26/01 00:15	381.883	ISCO	04/13/01 12:00	48.437	ISCO	06/04/01 23:45	237.300	ISCO
02/26/01 03:15	332.869	ISCO	04/14/01 12:00	35.375	ISCO	06/05/01 02:45	201.218	ISCO
02/27/01 10:06	99.032	DH-48	04/15/01 12:00	57.933	ISCO	06/05/01 05:45	179.469	ISCO
02/27/01 12:00	119.973	ISCO	04/16/01 12:00	70.875	ISCO	06/05/01 06:46	170.351	DH-48
02/27/01 12:15	111.607	ISCO	04/17/01 11:47	73.296	DH-48	06/05/01 08:45	153.697	ISCO
02/27/01 15:15	108.598	ISCO	04/17/01 12:00	51.311	ISCO	06/05/01 11:45	160.498	ISCO
02/27/01 18:15	98.154	ISCO	04/18/01 12:00	54.564	ISCO	06/05/01 12:00	136.945	ISCO
02/28/01 00:15	109.491	ISCO	04/19/01 12:00	33.855	ISCO	06/05/01 14:45	130.869	ISCO
02/28/01 12:00	73.940	ISCO	04/20/01 12:00	33.578	ISCO	06/05/01 21:00	338.761	ISCO
03/01/01 12:00	57.742	ISCO	04/21/01 12:00	24.824	ISCO	06/06/01 00:00	457.351	ISCO
03/02/01 12:00	62.983	ISCO	04/22/01 12:00	21.980	ISCO	06/06/01 02:45	7293.901	ISCO
03/03/01 12:00	60.713	ISCO	04/23/01 12:00	17.989	ISCO	06/06/01 03:00	9226.859	ISCO
03/04/01 12:00	52.782	ISCO	04/24/01 10:47	21.243	GRAB	06/06/01 04:00	6649.780	ISCO
03/05/01 12:00	42.542	ISCO	04/24/01 12:00	23.776	ISCO	06/06/01 05:15	8066.661	ISCO
03/06/01 11:11	73.364	DH-48	04/26/01 12:00	77.130	ISCO	06/06/01 06:00	8508.117	ISCO
03/07/01 12:00	31.139	ISCO	04/27/01 12:00	36.485	ISCO	06/06/01 08:15	3484.969	ISCO
03/10/01 12:00	18.050	ISCO	04/28/01 12:00	32.987	ISCO	06/06/01 09:00	2981.609	ISCO
03/11/01 12:00	11.026	ISCO	04/29/01 12:00	26.953	ISCO	06/06/01 09:21	2830.368	D-74
03/12/01 12:00	18.993	ISCO	04/30/01 12:00	26.693	ISCO	06/06/01 09:36	1326.066	D-74
03/13/01 09:46	64.347	DH-48	05/01/01 10:35	33.029	GRAB	06/06/01 10:30	2079.880	ISCO
03/13/01 12:00	30.425	ISCO	05/01/01 12:00	37.559	ISCO	06/06/01 12:00	1642.301	ISCO
03/14/01 12:00	27.716	ISCO	05/02/01 12:00	34.559	ISCO	06/06/01 15:00	1094.831	ISCO
03/15/01 12:00	139.682	ISCO	05/03/01 12:00	38.407	ISCO	06/06/01 18:00	757.515	ISCO
03/16/01 03:00	272.340	ISCO	05/04/01 12:00	57.281	ISCO	06/06/01 21:00	551.773	ISCO
03/16/01 06:00	619.535	ISCO	05/05/01 12:00	50.681	ISCO	06/07/01 00:00	446.221	ISCO



**Table C1. (Continued)**

Date/Time (CST)	SSC (mg/L)	Sampling Method	Date/Time (CST)	SSC (mg/L)	Sampling Method	Date/Time (CST)	SSC (mg/L)	Sampling Method
06/07/01 03:00	377.048	ISCO	10/16/01 09:36	50.045	GRAB	03/07/02 12:00	29.127	ISCO
06/07/01 06:00	324.564	ISCO	10/23/01 08:21	13.068	GRAB	03/08/02 12:00	30.038	ISCO
06/07/01 09:00	279.488	ISCO	10/30/01 10:45	13.962	GRAB	03/09/02 12:00	79.140	ISCO
06/07/01 12:00	240.011	ISCO	11/06/01 10:23	8.522	GRAB	03/10/02 12:00	28.151	ISCO
06/07/01 15:00	215.144	ISCO	11/13/01 14:28	7.078	GRAB	03/11/02 12:00	19.801	ISCO
06/07/01 18:00	199.413	ISCO	11/20/01 14:02	6.709	GRAB	03/12/02 09:40	51.754	ISCO
06/07/01 21:00	192.005	ISCO	11/24/01 12:00	71.705	ISCO	03/12/02 09:42	72.937	DH-48
06/08/01 00:00	182.781	ISCO	11/27/01 11:56	14.813	GRAB	03/13/02 12:00	38.845	ISCO
06/08/01 03:00	187.417	ISCO	12/04/01 11:21	9.279	GRAB	03/14/02 12:00	34.606	ISCO
06/08/01 06:00	169.088	ISCO	12/11/01 11:03	11.873	GRAB	03/15/02 12:00	32.380	ISCO
06/08/01 09:00	142.208	ISCO	12/13/01 12:00	25.267	ISCO	03/17/02 12:00	19.240	ISCO
06/08/01 12:00	135.702	ISCO	12/16/01 12:00	15.065	ISCO	03/18/02 12:00	15.903	ISCO
06/08/01 15:00	130.045	ISCO	12/17/01 12:00	15.993	ISCO	03/19/02 10:50	42.374	DH-48
06/08/01 18:00	126.812	ISCO	12/18/01 12:00	12.357	ISCO	03/19/02 10:52	23.236	ISCO
06/08/01 21:00	136.132	ISCO	12/19/01 11:05	10.512	GRAB	03/20/02 12:00	28.170	ISCO
06/09/01 00:00	140.118	ISCO	12/19/01 11:06	12.052	ISCO	03/21/02 12:00	62.693	ISCO
06/09/01 12:00	112.692	ISCO	12/19/01 12:00	95.839	ISCO	03/26/02 09:05	25.357	ISCO
06/10/01 12:00	138.773	ISCO	12/20/01 12:00	66.103	ISCO	03/26/02 09:07	86.148	DH-48
06/11/01 12:00	91.305	ISCO	12/21/01 12:00	40.378	ISCO	04/02/02 09:00	41.916	ISCO
06/12/01 12:00	82.905	ISCO	12/22/01 12:00	34.292	ISCO	04/02/02 09:04	26.771	DH-48
06/12/01 13:04	77.732	GRAB	12/23/01 12:00	43.981	ISCO	04/02/02 12:00	14.404	ISCO
06/13/01 12:00	134.605	ISCO	12/24/01 12:00	30.425	ISCO	04/03/02 12:00	11.791	ISCO
06/14/01 12:00	143.380	ISCO	12/26/01 11:21	66.465	GRAB	04/04/02 12:00	12.329	ISCO
06/15/01 12:00	164.370	ISCO	01/02/02 10:46	60.265	GRAB	04/08/02 12:00	518.369	ISCO
06/16/01 12:00	91.689	ISCO	01/08/02 10:40	35.118	GRAB	04/09/02 10:48	44.306	ISCO
06/17/01 12:00	77.183	ISCO	01/15/02 09:01	28.948	GRAB	04/09/02 10:49	44.703	DH-48
06/18/01 12:00	77.944	ISCO	01/22/02 13:40	46.300	GRAB	04/09/02 12:00	54.102	ISCO
06/19/01 08:29	43.935	GRAB	01/29/02 07:51	14.127	GRAB	04/11/02 12:00	42.156	ISCO
06/19/01 12:00	73.370	ISCO	01/31/02 12:34	1135.763	DH-48	04/12/02 12:00	44.693	ISCO
06/20/01 12:00	80.952	ISCO	01/31/02 12:45	1042.440	ISCO	04/15/02 12:00	37.160	ISCO
06/21/01 12:00	91.423	ISCO	01/31/02 21:45	367.380	ISCO	04/16/02 11:23	31.040	ISCO
06/22/01 12:00	74.206	ISCO	02/01/02 00:45	301.292	ISCO	04/16/02 11:25	24.378	GRAB
06/23/01 12:00	79.717	ISCO	02/01/02 03:45	249.870	ISCO	04/16/02 12:00	32.566	ISCO
06/24/01 12:00	67.690	ISCO	02/01/02 06:45	227.010	ISCO	04/17/02 12:00	69.000	ISCO
06/25/01 12:00	87.599	ISCO	02/01/02 09:45	184.007	ISCO	04/18/02 12:00	40.499	ISCO
06/26/01 10:15	16.841	GRAB	02/01/02 12:00	163.186	ISCO	04/19/02 12:00	72.051	ISCO
06/26/01 12:00	62.748	ISCO	02/01/02 12:45	153.626	ISCO	04/19/02 23:30	1010.808	ISCO
06/27/01 12:00	51.501	ISCO	02/01/02 15:45	129.799	ISCO	04/20/02 12:00	251.330	ISCO
06/28/01 12:00	62.010	ISCO	02/01/02 18:45	123.454	ISCO	04/21/02 05:30	543.917	ISCO
06/29/01 12:00	42.850	ISCO	02/01/02 21:45	117.207	ISCO	04/21/02 11:30	1214.209	ISCO
06/30/01 12:00	41.515	ISCO	02/02/02 00:45	101.934	ISCO	04/21/02 12:00	1098.018	ISCO
07/01/01 12:00	45.464	ISCO	02/02/02 12:00	110.624	ISCO	04/21/02 14:30	740.960	ISCO
07/02/01 09:31	13.367	GRAB	02/02/02 12:45	69.450	ISCO	04/21/02 20:30	320.263	ISCO
07/02/01 12:00	54.897	ISCO	02/02/02 15:45	62.360	ISCO	04/21/02 23:30	240.335	ISCO
07/03/01 12:00	75.835	ISCO	02/02/02 18:45	66.352	ISCO	04/22/02 02:30	192.551	ISCO
07/04/01 12:00	86.288	ISCO	02/02/02 21:45	66.050	ISCO	04/22/02 12:00	114.155	ISCO
07/10/01 15:00	13.977	GRAB	02/03/02 00:45	73.260	ISCO	04/22/02 13:14	104.544	DH-48
07/17/01 14:47	16.003	GRAB	02/03/02 03:45	72.165	ISCO	04/23/02 10:30	75.724	ISCO
07/24/01 09:31	16.390	GRAB	02/05/02 08:56	52.431	GRAB	04/23/02 10:32	85.319	DH-48
07/31/01 11:39	142.279	GRAB	02/13/02 13:20	70.726	DH-48	04/23/02 12:00	71.666	ISCO
08/07/01 11:11	8.614	GRAB	02/14/02 12:00	21.932	ISCO	04/24/02 12:00	80.173	ISCO
08/14/01 10:55	6.798	GRAB	02/15/02 12:00	20.519	ISCO	04/24/02 14:15	3753.422	ISCO
08/21/01 08:10	9.514	GRAB	02/16/02 12:00	19.103	ISCO	04/24/02 14:45	24331.616	ISCO
08/22/01 22:30	628.607	ISCO	02/17/02 12:00	17.568	ISCO	04/24/02 16:00	18973.574	ISCO
08/23/01 10:37	595.092	ISCO	02/18/02 12:00	17.157	ISCO	04/24/02 17:15	15876.305	ISCO
08/23/01 10:42	581.191	DH-48	02/19/02 12:00	28.015	ISCO	04/24/02 19:30	7034.769	ISCO
08/23/01 10:50	538.387	DH-48	02/19/02 13:20	149.522	DH-48	04/24/02 21:16	4343.830	ISCO
08/23/01 10:51	511.003	ISCO	02/20/02 12:00	49.566	ISCO	04/24/02 21:20	4509.108	D-74
08/23/01 12:00	650.986	ISCO	02/21/02 12:00	22.894	ISCO	04/24/02 21:45	3713.248	D-74
08/28/01 10:28	17.165	GRAB	02/22/02 12:00	21.812	ISCO	04/24/02 21:47	3725.133	ISCO
09/04/01 11:15	17.802	GRAB	02/23/02 12:00	20.246	ISCO	04/24/02 22:00	3492.161	ISCO
09/11/01 11:20	23.841	GRAB	02/24/02 12:00	20.815	ISCO	04/24/02 23:15	2543.881	ISCO
09/18/01 10:06	8.081	GRAB	02/25/02 12:00	18.309	ISCO	04/25/02 02:15	1450.254	ISCO
09/25/01 10:11	16.821	GRAB	02/26/02 09:51	47.917	GRAB	04/25/02 05:15	926.556	ISCO
10/02/01 11:12	11.699	GRAB	03/05/02 10:19	66.584	DH-48	04/25/02 08:15	645.772	ISCO
10/09/01 10:03	11.271	GRAB	03/05/02 12:00	36.386	ISCO	04/25/02 11:15	474.778	ISCO
10/13/01 15:45	739.106	ISCO	03/06/02 12:00	38.061	ISCO	04/25/02 12:00	462.833	ISCO

**Table C1. (Continued)**

Date/Time (CST)	SSC (mg/L)	Sampling Method	Date/Time (CST)	SSC (mg/L)	Sampling Method	Date/Time (CST)	SSC (mg/L)	Sampling Method
04/25/02 14:15	393.488	ISCO	05/10/02 12:00	64.635	ISCO	05/28/02 11:50	69.183	ISCO
04/25/02 17:15	374.680	ISCO	05/11/02 08:00	286.327	ISCO	05/28/02 12:00	77.771	ISCO
04/25/02 20:15	317.666	ISCO	05/11/02 09:30	1752.898	ISCO	05/29/02 12:00	60.488	ISCO
04/25/02 23:15	268.197	ISCO	05/11/02 11:00	2738.770	ISCO	05/30/02 12:00	74.462	ISCO
04/26/02 02:15	213.515	ISCO	05/11/02 12:00	4012.019	ISCO	05/31/02 12:00	55.040	ISCO
04/26/02 05:15	192.391	ISCO	05/11/02 14:00	3381.279	ISCO	06/01/02 12:00	53.260	ISCO
04/26/02 08:15	171.004	ISCO	05/11/02 16:30	1794.153	ISCO	06/02/02 12:00	39.116	ISCO
04/26/02 12:00	143.636	ISCO	05/11/02 17:00	1722.046	ISCO	06/03/02 12:00	32.892	ISCO
04/27/02 09:00	430.718	ISCO	05/11/02 20:00	927.013	ISCO	06/04/02 10:01	53.139	ISCO
04/27/02 11:15	6608.961	ISCO	05/11/02 23:00	549.165	ISCO	06/04/02 10:02	32.198	GRAB
04/27/02 11:45	7657.471	ISCO	05/12/02 02:00	1024.997	ISCO	06/04/02 12:00	51.356	ISCO
04/27/02 12:00	8444.081	ISCO	05/12/02 02:30	6834.825	ISCO	06/05/02 12:00	54.826	ISCO
04/27/02 12:30	8279.569	ISCO	05/12/02 02:45	7149.294	ISCO	06/06/02 12:00	45.527	ISCO
04/27/02 13:45	9418.204	ISCO	05/12/02 05:00	7758.564	ISCO	06/07/02 12:00	44.324	ISCO
04/27/02 15:00	6255.081	ISCO	05/13/02 10:20	509.041	DH-76	06/08/02 12:00	39.179	ISCO
04/29/02 10:48	232.525	DH-76	05/13/02 11:00	492.943	ISCO	06/09/02 12:00	46.652	ISCO
04/29/02 10:49	485.004	ISCO	05/13/02 12:00	445.315	ISCO	06/10/02 12:00	44.227	ISCO
04/29/02 12:00	243.029	ISCO	05/13/02 14:00	401.003	ISCO	06/11/02 12:00	224.964	ISCO
04/29/02 15:00	233.407	ISCO	05/13/02 17:00	340.863	ISCO	06/11/02 12:35	184.791	ISCO
04/29/02 18:00	227.620	ISCO	05/13/02 20:00	314.238	ISCO	06/11/02 12:37	178.557	GRAB
04/29/02 21:00	177.131	ISCO	05/13/02 23:00	269.377	ISCO	06/11/02 17:45	1283.675	ISCO
04/30/02 00:00	166.520	ISCO	05/14/02 02:00	251.006	ISCO	06/11/02 18:15	4020.252	ISCO
04/30/02 03:00	146.509	ISCO	05/14/02 05:00	217.748	ISCO	06/11/02 20:45	3259.399	ISCO
04/30/02 06:00	131.866	ISCO	05/14/02 08:00	188.611	ISCO	06/11/02 23:45	1083.683	ISCO
04/30/02 09:00	124.520	ISCO	05/14/02 11:00	173.229	ISCO	06/12/02 02:45	464.256	ISCO
04/30/02 09:57	119.898	ISCO	05/14/02 12:00	178.057	ISCO	06/12/02 04:15	1698.969	ISCO
04/30/02 09:59	120.435	DH-48	05/14/02 12:01	169.166	ISCO	06/12/02 07:15	857.604	ISCO
04/30/02 12:00	116.657	ISCO	05/14/02 12:02	163.849	GRAB	06/12/02 12:00	175.247	ISCO
05/01/02 12:00	83.673	ISCO	05/14/02 14:30	157.726	ISCO	06/13/02 10:15	549.118	ISCO
05/02/02 12:00	75.437	ISCO	05/14/02 17:30	143.218	ISCO	06/13/02 12:00	405.701	ISCO
05/03/02 12:00	62.108	ISCO	05/14/02 20:30	138.661	ISCO	06/13/02 13:15	352.658	ISCO
05/04/02 12:00	51.881	ISCO	05/14/02 23:30	129.449	ISCO	06/14/02 12:00	100.202	ISCO
05/05/02 12:00	46.502	ISCO	05/15/02 02:30	117.881	ISCO	06/16/02 12:00	85.119	ISCO
05/06/02 12:00	100.583	ISCO	05/15/02 05:30	121.453	ISCO	06/17/02 12:00	85.705	ISCO
05/07/02 01:30	2119.334	ISCO	05/15/02 08:30	106.573	ISCO	06/18/02 08:51	87.821	ISCO
05/07/02 02:15	6881.122	ISCO	05/15/02 11:30	108.352	ISCO	06/18/02 08:52	59.712	GRAB
05/07/02 03:15	7561.616	ISCO	05/15/02 12:00	105.417	ISCO	06/18/02 12:00	78.824	ISCO
05/07/02 07:30	3172.526	ISCO	05/15/02 14:30	101.010	ISCO	06/19/02 12:00	78.487	ISCO
05/07/02 08:21	2177.793	ISCO	05/16/02 11:15	216.315	ISCO	06/20/02 12:00	62.704	ISCO
05/07/02 08:23	2216.675	DH-76	05/16/02 12:00	260.129	ISCO	06/21/02 12:00	64.305	ISCO
05/07/02 08:33	2297.305	DH-76	05/16/02 14:15	601.042	ISCO	06/22/02 12:00	45.465	ISCO
05/07/02 08:35	2062.299	ISCO	05/16/02 17:15	647.108	ISCO	06/23/02 12:00	44.122	ISCO
05/07/02 10:30	1164.787	ISCO	05/16/02 20:15	294.272	ISCO	06/24/02 12:00	36.243	ISCO
05/07/02 12:00	845.862	ISCO	05/16/02 23:15	180.010	ISCO	06/25/02 09:58	21.771	ISCO
05/07/02 13:30	645.825	ISCO	05/17/02 12:00	84.403	ISCO	06/25/02 09:59	22.494	GRAB
05/07/02 16:30	456.304	ISCO	05/17/02 16:30	274.506	ISCO	06/26/02 12:00	68.246	ISCO
05/07/02 19:30	341.500	ISCO	05/17/02 19:30	1133.180	ISCO	06/27/02 12:00	54.129	ISCO
05/07/02 22:30	267.497	ISCO	05/17/02 22:30	623.632	ISCO	06/28/02 12:00	47.844	ISCO
05/08/02 01:30	216.278	ISCO	05/18/02 01:30	327.352	ISCO	06/29/02 12:00	39.426	ISCO
05/08/02 04:30	184.459	ISCO	05/18/02 04:30	167.617	ISCO	06/30/02 12:00	33.485	ISCO
05/08/02 07:30	162.745	ISCO	05/18/02 07:30	122.320	ISCO	07/01/02 10:05	24.151	GRAB
05/08/02 10:30	141.800	ISCO	05/18/02 12:00	95.391	ISCO	07/09/02 10:42	16.255	GRAB
05/08/02 12:00	133.525	ISCO	05/19/02 12:00	71.823	ISCO	07/15/02 12:25	19.455	GRAB
05/08/02 13:30	126.829	ISCO	05/20/02 12:00	53.830	ISCO	07/23/02 11:05	400.659	GRAB
05/08/02 16:30	114.946	ISCO	05/21/02 11:25	64.688	GRAB	07/26/02 06:00	1979.032	ISCO
05/08/02 19:30	116.228	ISCO	05/21/02 11:27	35.389	ISCO	07/26/02 07:00	6426.993	ISCO
05/08/02 22:30	177.618	ISCO	05/21/02 12:00	48.628	ISCO	07/26/02 09:15	3258.130	ISCO
05/09/02 01:30	431.434	ISCO	05/22/02 12:00	57.125	ISCO	07/26/02 12:00	1742.760	ISCO
05/09/02 04:30	686.683	ISCO	05/23/02 12:00	41.774	ISCO	07/26/02 15:15	1011.784	ISCO
05/09/02 07:30	1003.741	ISCO	05/24/02 12:00	27.954	ISCO	07/26/02 18:15	409.682	ISCO
05/09/02 10:30	361.154	ISCO	05/25/02 12:00	27.282	ISCO	07/27/02 12:00	71.154	ISCO
05/09/02 12:00	261.603	ISCO	05/26/02 12:00	25.929	ISCO	07/30/02 10:22	17.126	GRAB
05/09/02 13:30	203.799	ISCO	05/27/02 12:00	16.680	ISCO	08/06/02 09:10	10.656	GRAB
05/09/02 16:30	147.165	ISCO	05/27/02 19:00	1009.436	ISCO	08/12/02 09:29	11.457	GRAB
05/09/02 19:30	118.614	ISCO	05/27/02 22:00	2468.248	ISCO	08/13/02 09:15	874.354	ISCO
05/09/02 22:30	107.279	ISCO	05/28/02 01:00	1065.584	ISCO	08/19/02 10:00	374.899	ISCO
05/10/02 01:30	93.385	ISCO	05/28/02 11:49	62.579	GRAB	08/19/02 12:00	476.777	ISCO

**Table C1. (Continued)**

Date/Time (CST)	SSC (mg/L)	Sampling Method	Date/Time (CST)	SSC (mg/L)	Sampling Method	Date/Time (CST)	SSC (mg/L)	Sampling Method
08/20/02 08:17	195.847	GRAB	04/23/03 12:00	26.662	ISCO	06/09/03 12:00	41.569	ISCO
08/23/02 12:00	271.532	ISCO	04/24/03 12:00	18.841	ISCO	06/10/03 09:40	156.379	GRAB
08/27/02 08:44	28.090	GRAB	04/25/03 07:30	772.218	ISCO	06/10/03 12:00	127.468	ISCO
09/03/02 09:55	20.408	GRAB	04/25/03 08:00	894.474	ISCO	06/11/03 02:30	5799.711	ISCO
09/10/02 07:28	8.032	GRAB	04/25/03 11:00	1708.926	ISCO	06/11/03 05:30	3904.249	ISCO
09/16/02 10:24	9.197	GRAB	04/25/03 12:00	1462.968	ISCO	06/11/03 11:30	393.604	ISCO
09/23/02 10:09	8.527	GRAB	04/25/03 14:00	928.646	ISCO	06/11/03 12:00	351.809	ISCO
10/01/02 08:47	7.849	GRAB	04/25/03 17:00	471.716	ISCO	06/11/03 14:20	292.700	DH-76
10/08/02 09:57	6.845	GRAB	04/25/03 20:00	360.418	ISCO	06/12/03 12:00	134.424	ISCO
10/15/02 11:13	4.484	GRAB	04/26/03 12:00	165.918	ISCO	06/13/03 07:45	1695.675	ISCO
10/21/02 09:44	25.510	GRAB	04/27/03 12:00	60.642	ISCO	06/13/03 10:45	2274.405	ISCO
10/28/02 10:50	68.737	GRAB	04/28/03 12:00	69.774	ISCO	06/13/03 12:00	2700.526	ISCO
11/06/02 11:24	10.750	GRAB	04/29/03 10:55	28.788	GRAB	06/13/03 13:45	1206.934	ISCO
11/12/02 10:45	27.414	GRAB	04/29/03 10:56	30.806	ISCO	06/13/03 16:45	545.414	ISCO
11/18/02 13:12	4.459	GRAB	04/29/03 12:00	64.721	ISCO	06/13/03 19:45	384.756	ISCO
11/25/02 10:50	11.323	GRAB	04/30/03 12:00	369.001	ISCO	06/14/03 12:00	150.909	ISCO
12/03/02 09:56	15.824	GRAB	05/01/03 12:00	88.868	ISCO	06/15/03 12:00	115.331	ISCO
12/10/02 09:23	3.516	GRAB	05/02/03 12:00	54.092	ISCO	06/16/03 12:00	94.162	ISCO
12/17/02 10:10	2.693	GRAB	05/03/03 12:00	42.253	ISCO	06/17/03 10:03	85.262	GRAB
12/18/02 12:00	75.626	ISCO	05/04/03 12:00	38.472	ISCO	06/17/03 12:00	122.866	ISCO
12/23/02 11:43	4.526	GRAB	05/04/03 19:30	879.330	ISCO	06/18/03 12:00	134.247	ISCO
12/30/02 11:26	3.357	GRAB	05/04/03 22:30	1815.036	ISCO	06/19/03 12:00	96.377	ISCO
01/07/03 10:24	4.336	GRAB	05/05/03 01:30	1300.224	ISCO	06/20/03 12:00	82.316	ISCO
01/14/03 10:15	26.393	GRAB	05/05/03 04:30	892.632	ISCO	06/22/03 12:00	72.598	ISCO
01/21/03 11:10	14.103	GRAB	05/05/03 07:30	399.141	ISCO	06/23/03 12:00	61.976	ISCO
01/28/03 10:30	39.373	GRAB	05/05/03 10:42	234.106	ISCO	06/24/03 08:30	62.362	GRAB
02/05/03 10:42	4.764	GRAB	05/05/03 10:53	222.564	ISCO	06/24/03 12:00	79.884	ISCO
02/10/03 11:28	4.234	GRAB	05/05/03 10:55	224.873	DH-76	06/25/03 12:00	108.798	ISCO
02/18/03 11:06	9.117	GRAB	05/05/03 11:07	221.141	DH-76	06/26/03 12:00	91.171	ISCO
02/25/03 10:26	11.043	GRAB	05/05/03 11:08	216.112	ISCO	06/27/03 12:00	80.920	ISCO
03/04/03 10:12	1.473	GRAB	05/05/03 12:00	192.333	ISCO	06/28/03 12:00	72.100	ISCO
03/10/03 10:25	5.399	GRAB	05/06/03 10:20	86.388	DH-48	06/30/03 12:00	76.161	ISCO
03/18/03 09:22	4.640	GRAB	05/06/03 12:00	118.422	ISCO	07/01/03 10:30	64.983	GRAB
03/20/03 12:00	23.703	ISCO	05/07/03 12:00	126.219	ISCO	07/01/03 12:00	119.255	ISCO
03/21/03 12:00	17.367	ISCO	05/10/03 11:30	697.442	ISCO	07/02/03 12:00	102.090	ISCO
03/22/03 12:00	20.949	ISCO	05/10/03 12:00	632.305	ISCO	07/08/03 08:25	42.318	GRAB
03/23/03 12:00	30.379	ISCO	05/12/03 12:00	112.139	ISCO	07/08/03 22:45	452.402	ISCO
03/24/03 12:00	26.446	ISCO	05/13/03 10:50	58.301	DH-48	07/09/03 07:16	467.307	DH-48
03/25/03 10:00	15.018	ISCO	05/13/03 12:00	84.830	ISCO	07/09/03 12:00	392.782	ISCO
03/25/03 10:01	14.983	GRAB	05/14/03 12:00	97.479	ISCO	07/10/03 05:01	405.980	DH-76
03/31/03 12:00	17.777	ISCO	05/15/03 12:00	94.101	ISCO	07/10/03 12:00	242.696	ISCO
04/01/03 10:10	16.319	GRAB	05/17/03 12:00	86.382	ISCO	07/11/03 12:00	83.502	ISCO
04/01/03 12:00	22.467	ISCO	05/18/03 12:00	79.323	ISCO	07/15/03 09:05	39.413	GRAB
04/02/03 12:00	17.807	ISCO	05/20/03 12:00	51.234	ISCO	07/18/03 07:30	1485.250	ISCO
04/03/03 12:00	23.325	ISCO	05/21/03 08:45	40.261	GRAB	07/18/03 08:00	12673.984	ISCO
04/04/03 12:00	37.244	ISCO	05/21/03 08:45	73.928	ISCO	07/18/03 09:50	4883.284	ISCO
04/05/03 12:00	9.811	ISCO	05/21/03 12:00	57.172	ISCO	07/18/03 09:53	4714.810	DH-76
04/07/03 12:00	133.041	ISCO	05/22/03 12:00	46.199	ISCO	07/18/03 10:03	4463.015	DH-76
04/08/03 09:20	22.777	GRAB	05/23/03 12:00	39.841	ISCO	07/18/03 10:04	4390.884	ISCO
04/08/03 09:21	23.630	ISCO	05/24/03 12:00	37.252	ISCO	07/18/03 10:30	3843.631	ISCO
04/08/03 12:00	47.295	ISCO	05/25/03 12:00	35.096	ISCO	07/18/03 12:00	4406.471	ISCO
04/09/03 12:00	29.029	ISCO	05/26/03 12:00	28.417	ISCO	07/18/03 13:30	1888.060	ISCO
04/10/03 12:00	29.042	ISCO	05/27/03 09:45	22.691	GRAB	07/18/03 16:30	688.676	ISCO
04/11/03 12:00	29.518	ISCO	05/27/03 12:00	44.966	ISCO	07/18/03 19:30	361.697	ISCO
04/12/03 12:00	15.760	ISCO	05/28/03 12:00	44.189	ISCO	07/18/03 22:30	208.083	ISCO
04/13/03 12:00	20.528	ISCO	05/29/03 12:00	30.904	ISCO	07/19/03 12:00	100.483	ISCO
04/14/03 12:00	14.391	ISCO	05/30/03 12:00	36.043	ISCO	07/20/03 12:00	52.983	ISCO
04/15/03 10:41	11.589	GRAB	05/31/03 12:00	22.092	ISCO	07/22/03 09:20	59.456	GRAB
04/15/03 12:00	47.609	ISCO	06/01/03 12:00	22.762	ISCO	07/28/03 12:00	112.192	ISCO
04/16/03 12:00	31.573	ISCO	06/02/03 09:31	18.268	GRAB	07/29/03 10:00	67.625	GRAB
04/17/03 12:00	23.681	ISCO	06/02/03 12:00	30.468	ISCO	08/05/03 08:25	30.478	DIP
04/18/03 12:00	39.198	ISCO	06/03/03 12:00	44.677	ISCO	08/13/03 08:25	20.615	DIP
04/19/03 12:00	43.948	ISCO	06/04/03 12:00	28.451	ISCO	08/18/03 09:46	14.987	DIP
04/20/03 12:00	17.764	ISCO	06/05/03 12:00	35.330	ISCO	08/26/03 07:25	16.146	DIP
04/21/03 12:00	15.168	ISCO	06/06/03 12:00	51.480	ISCO	08/31/03 16:00	275.692	ISCO
04/22/03 11:12	8.161	GRAB	06/07/03 12:00	50.159	ISCO	08/31/03 19:15	456.042	ISCO
04/22/03 12:00	28.949	ISCO	06/08/03 12:00	39.444	ISCO	08/31/03 21:30	1305.219	ISCO

**Table C1. (Continued)**

Date/Time (CST)	SSC (mg/L)	Sampling Method	Date/Time (CST)	SSC (mg/L)	Sampling Method	Date/Time (CST)	SSC (mg/L)	Sampling Method
08/31/03 22:15	1315.935	ISCO	11/20/03 10:45	31.118	ISCO	03/27/04 12:00	61.112	ISCO
08/31/03 23:45	4240.809	ISCO	11/20/03 12:00	58.579	ISCO	03/28/04 12:00	71.139	ISCO
09/01/03 00:15	8352.873	ISCO	11/20/03 13:45	36.099	ISCO	03/28/04 18:15	101.641	ISCO
09/01/03 01:15	4372.571	ISCO	11/20/03 16:45	30.397	ISCO	03/28/04 21:15	283.497	ISCO
09/01/03 04:15	1288.835	ISCO	11/20/03 19:45	31.097	ISCO	03/29/04 00:15	248.648	ISCO
09/01/03 07:15	1361.748	ISCO	11/20/03 22:45	32.253	ISCO	03/29/04 03:15	185.378	ISCO
09/01/03 10:15	726.561	ISCO	11/21/03 01:45	36.773	ISCO	03/29/04 06:15	157.759	ISCO
09/01/03 13:15	625.615	ISCO	11/21/03 04:45	38.227	ISCO	03/29/04 09:15	84.708	ISCO
09/01/03 16:15	372.568	ISCO	11/24/03 15:12	16.094	GRAB	03/29/04 11:20	64.353	GRAB
09/01/03 22:15	139.367	ISCO	12/02/03 13:28	42.839	GRAB	03/29/04 12:00	68.387	ISCO
09/02/03 09:50	70.320	DH-48	12/08/03 10:37	43.526	GRAB	03/29/04 12:15	65.977	ISCO
09/02/03 12:00	64.137	ISCO	12/17/03 10:09	5.730	GRAB	03/29/04 15:15	62.867	ISCO
09/03/03 12:00	37.375	ISCO	12/22/03 10:55	11.638	GRAB	03/29/04 18:15	69.841	ISCO
09/04/03 12:00	33.228	ISCO	12/29/03 11:29	14.938	GRAB	03/29/04 21:15	82.676	ISCO
09/05/03 12:00	31.791	ISCO	01/06/04 11:25	72.054	GRAB	03/30/04 00:15	92.465	ISCO
09/06/03 12:00	30.246	ISCO	01/13/04 10:30	74.730	GRAB	03/30/04 03:15	94.478	ISCO
09/09/03 09:18	16.848	GRAB	01/20/04 11:21	134.422	GRAB	03/30/04 06:15	111.579	ISCO
09/16/03 08:26	14.436	GRAB	01/27/04 10:23	73.446	GRAB	03/30/04 12:00	56.656	ISCO
09/22/03 12:00	47.089	ISCO	02/02/04 11:30	47.287	GRAB	03/31/04 12:00	54.275	ISCO
09/23/03 09:35	28.746	GRAB	02/09/04 11:45	5.027	GRAB	04/01/04 12:00	51.173	ISCO
09/27/03 12:00	86.271	ISCO	02/17/04 11:30	5.033	GRAB	04/02/04 12:00	37.387	ISCO
09/28/03 12:00	55.248	ISCO	02/24/04 10:30	12.500	GRAB	04/03/04 12:00	37.463	ISCO
09/30/03 08:35	31.052	GRAB	02/24/04 12:00	14.251	ISCO	04/04/04 12:00	22.228	ISCO
10/06/03 09:47	18.594	GRAB	02/28/04 12:00	17.274	ISCO	04/05/04 12:00	21.392	ISCO
10/10/03 12:00	30.263	ISCO	03/01/04 12:00	15.165	ISCO	04/06/04 12:00	25.297	ISCO
10/14/03 10:32	54.474	GRAB	03/02/04 10:15	16.683	GRAB	04/07/04 12:00	26.013	ISCO
10/14/03 12:00	57.687	ISCO	03/02/04 12:00	22.184	ISCO	04/07/04 15:17	60.820	GRAB
10/15/03 12:00	39.610	ISCO	03/04/04 19:45	1060.506	ISCO	04/08/04 12:00	33.717	ISCO
10/16/03 12:00	30.244	ISCO	03/04/04 22:45	706.916	ISCO	04/09/04 12:00	25.778	ISCO
10/17/03 12:00	24.543	ISCO	03/05/04 01:45	586.213	ISCO	04/10/04 12:00	16.949	ISCO
10/18/03 12:00	17.996	ISCO	03/05/04 04:45	546.439	ISCO	04/11/04 12:00	16.794	ISCO
10/19/03 12:00	15.779	ISCO	03/05/04 07:45	434.511	ISCO	04/12/04 12:00	12.540	ISCO
10/21/03 12:00	14.250	ISCO	03/05/04 10:45	397.744	ISCO	04/13/04 10:21	22.690	GRAB
10/21/03 12:31	12.233	GRAB	03/05/04 12:00	251.765	ISCO	04/13/04 12:00	29.523	ISCO
10/23/03 12:00	10.519	ISCO	03/05/04 13:45	197.055	ISCO	04/14/04 12:00	33.000	ISCO
10/24/03 12:00	11.845	ISCO	03/05/04 16:45	145.526	ISCO	04/15/04 12:00	32.071	ISCO
10/25/03 12:00	19.872	ISCO	03/05/04 19:45	120.732	ISCO	04/16/04 12:00	31.244	ISCO
10/26/03 12:00	16.960	ISCO	03/05/04 22:45	142.085	ISCO	04/17/04 12:00	27.468	ISCO
10/27/03 10:45	13.574	GRAB	03/06/04 01:45	159.985	ISCO	04/18/04 12:00	32.081	ISCO
11/04/03 09:46	12.211	GRAB	03/06/04 07:45	118.049	ISCO	04/19/04 12:00	33.118	ISCO
11/05/03 12:00	20.031	ISCO	03/06/04 10:45	78.496	ISCO	04/20/04 10:16	21.472	GRAB
11/12/03 11:43	8.332	GRAB	03/06/04 12:00	83.646	ISCO	04/20/04 12:00	50.451	ISCO
11/17/03 11:30	7.480	GRAB	03/06/04 13:45	72.943	ISCO	04/21/04 12:00	36.003	ISCO
11/18/03 01:45	328.369	ISCO	03/06/04 16:45	52.400	ISCO	04/22/04 12:00	22.565	ISCO
11/18/03 07:45	632.878	ISCO	03/06/04 19:45	71.655	ISCO	04/23/04 12:00	25.741	ISCO
11/18/03 10:45	349.445	ISCO	03/06/04 22:45	69.601	ISCO	04/24/04 12:00	15.501	ISCO
11/18/03 12:00	275.179	ISCO	03/09/04 11:10	36.819	GRAB	04/24/04 19:15	406.592	ISCO
11/18/03 12:37	252.333	ISCO	03/09/04 12:00	37.844	ISCO	04/24/04 22:15	2338.114	ISCO
11/18/03 12:39	256.702	DH-76	03/10/04 12:00	52.475	ISCO	04/25/04 01:15	529.278	ISCO
11/18/03 12:55	223.960	DH-76	03/11/04 12:00	37.138	ISCO	04/25/04 04:15	317.115	ISCO
11/18/03 12:57	220.923	ISCO	03/12/04 12:00	37.993	ISCO	04/25/04 07:15	204.537	ISCO
11/18/03 13:45	218.486	ISCO	03/13/04 12:00	21.704	ISCO	04/25/04 10:15	135.887	ISCO
11/18/03 16:45	147.928	ISCO	03/14/04 12:00	23.180	ISCO	04/25/04 12:00	101.847	ISCO
11/18/03 19:45	108.229	ISCO	03/16/04 10:20	39.027	GRAB	04/25/04 13:15	97.271	ISCO
11/18/03 22:45	90.921	ISCO	03/16/04 12:00	22.923	ISCO	04/25/04 16:15	89.309	ISCO
11/19/03 01:45	85.102	ISCO	03/17/04 12:00	20.494	ISCO	04/25/04 19:15	77.320	ISCO
11/19/03 04:45	68.265	ISCO	03/19/04 12:00	26.600	ISCO	04/26/04 12:00	65.953	ISCO
11/19/03 07:45	63.426	ISCO	03/20/04 12:00	26.806	ISCO	04/27/04 11:50	35.157	GRAB
11/19/03 10:45	55.631	ISCO	03/21/04 12:00	13.862	ISCO	04/27/04 12:00	92.046	ISCO
11/19/03 12:00	48.239	ISCO	03/22/04 10:50	54.572	GRAB	04/28/04 12:00	75.677	ISCO
11/19/03 13:45	44.206	ISCO	03/22/04 12:00	17.236	ISCO	04/29/04 12:00	64.850	ISCO
11/19/03 16:45	39.205	ISCO	03/23/04 12:00	21.082	ISCO	04/30/04 12:00	56.791	ISCO
11/19/03 19:45	39.360	ISCO	03/26/04 12:00	65.128	ISCO	05/01/04 12:00	34.869	ISCO
11/19/03 22:45	43.880	ISCO	03/26/04 15:30	135.434	ISCO	05/02/04 12:00	40.498	ISCO
11/20/03 01:45	43.296	ISCO	03/26/04 18:30	182.585	ISCO	05/03/04 12:00	28.855	ISCO
11/20/03 04:45	44.675	ISCO	03/26/04 21:30	145.491	ISCO	05/04/04 09:35	37.939	GRAB
11/20/03 07:45	43.834	ISCO	03/27/04 00:30	110.361	ISCO	05/04/04 12:00	61.440	ISCO

**Table C1. (Continued)**

Date/Time (CST)	SSC (mg/L)	Sampling Method	Date/Time (CST)	SSC (mg/L)	Sampling Method	Date/Time (CST)	SSC (mg/L)	Sampling Method
05/05/04 12:00	48.750	ISCO	06/10/04 12:00	134.956	ISCO	08/25/04 20:40	4389.482	ISCO
05/06/04 12:00	66.540	ISCO	06/11/04 12:00	134.574	ISCO	08/25/04 20:45	4362.383	ISCO
05/07/04 12:00	61.717	ISCO	06/12/04 12:00	114.833	ISCO	08/25/04 21:15	3968.403	ISCO
05/08/04 12:00	47.624	ISCO	06/13/04 12:00	114.667	ISCO	08/25/04 22:00	3432.419	ISCO
05/09/04 12:00	42.835	ISCO	06/15/04 08:30	861.915	ISCO	08/25/04 23:30	2523.745	ISCO
05/10/04 12:00	35.258	ISCO	06/15/04 08:45	924.117	ISCO	08/26/04 00:15	2076.317	ISCO
05/11/04 09:15	25.088	GRAB	06/15/04 11:45	1496.166	ISCO	08/26/04 03:15	1103.313	ISCO
05/11/04 12:00	65.626	ISCO	06/15/04 11:59	1309.980	ISCO	08/26/04 06:15	603.899	ISCO
05/12/04 12:00	55.206	ISCO	06/15/04 12:00	1246.981	ISCO	08/26/04 09:15	385.590	ISCO
05/13/04 12:00	48.505	ISCO	06/15/04 12:01	1253.418	DH-76	08/26/04 10:31	297.382	DH-76
05/13/04 21:15	289.474	ISCO	06/15/04 12:11	1138.630	DH-76	08/26/04 12:00	312.412	ISCO
05/14/04 00:15	1328.995	ISCO	06/15/04 12:12	1150.463	ISCO	08/26/04 12:15	271.093	ISCO
05/14/04 03:15	828.731	ISCO	06/15/04 14:45	576.454	ISCO	08/27/04 12:00	73.626	ISCO
05/14/04 10:15	193.837	ISCO	06/15/04 17:45	344.750	ISCO	08/28/04 03:15	694.934	ISCO
05/14/04 12:00	308.691	ISCO	06/16/04 07:29	139.556	DH-76	08/28/04 06:15	1169.195	ISCO
05/14/04 13:15	1053.686	ISCO	06/16/04 12:00	202.662	ISCO	08/28/04 09:15	534.085	ISCO
05/14/04 16:15	401.761	ISCO	06/17/04 12:00	153.879	ISCO	08/28/04 12:00	307.711	ISCO
05/14/04 19:15	287.989	ISCO	06/18/04 12:00	130.273	ISCO	08/28/04 12:15	278.467	ISCO
05/14/04 22:15	220.194	ISCO	06/19/04 12:00	122.073	ISCO	08/29/04 12:00	52.106	ISCO
05/15/04 01:15	182.712	ISCO	06/20/04 12:00	108.120	ISCO	08/30/04 12:00	33.837	ISCO
05/15/04 04:15	162.503	ISCO	06/21/04 12:00	79.726	ISCO	08/31/04 09:15	25.584	GRAB
05/15/04 07:15	139.618	ISCO	06/22/04 08:25	70.408	GRAB	08/31/04 12:00	64.044	ISCO
05/15/04 10:15	114.137	ISCO	06/22/04 12:00	99.801	ISCO	09/01/04 12:00	61.850	ISCO
05/15/04 12:00	101.684	ISCO	06/23/04 12:00	85.127	ISCO	09/02/04 12:00	44.095	ISCO
05/15/04 13:15	95.910	ISCO	06/24/04 12:00	78.498	ISCO	09/03/04 12:00	47.010	ISCO
05/16/04 12:00	81.624	ISCO	06/25/04 12:00	122.713	ISCO	09/04/04 12:00	34.996	ISCO
05/17/04 12:00	87.868	ISCO	06/26/04 12:00	71.300	ISCO	09/05/04 12:00	25.787	ISCO
05/18/04 08:30	86.787	GRAB	06/27/04 12:00	55.600	ISCO	09/06/04 12:00	12.167	ISCO
05/18/04 12:00	124.813	ISCO	06/28/04 09:30	57.783	GRAB	09/07/04 12:00	6.872	ISCO
05/19/04 12:00	127.702	ISCO	06/28/04 12:00	102.303	ISCO	09/08/04 08:50	8.983	GRAB
05/20/04 12:00	118.204	ISCO	07/03/04 12:00	132.415	ISCO	09/08/04 12:00	58.371	ISCO
05/21/04 12:00	108.396	ISCO	07/04/04 12:00	76.900	ISCO	09/09/04 12:00	42.195	ISCO
05/22/04 12:00	115.665	ISCO	07/06/04 11:55	54.178	GRAB	09/10/04 12:00	39.694	ISCO
05/23/04 12:00	100.751	ISCO	07/06/04 12:00	83.713	ISCO	09/11/04 12:00	24.858	ISCO
05/24/04 12:00	85.896	ISCO	07/10/04 12:00	107.163	ISCO	09/12/04 12:00	13.849	ISCO
05/24/04 23:30	1977.209	ISCO	07/10/04 19:15	8078.756	ISCO	09/13/04 12:00	10.083	ISCO
05/25/04 00:00	17789.102	ISCO	07/10/04 20:00	9648.480	ISCO	09/14/04 08:02	16.211	GRAB
05/25/04 01:01	9162.460	ISCO	07/10/04 22:00	3371.060	ISCO	09/14/04 12:00	56.743	ISCO
05/25/04 01:14	8115.281	ISCO	07/11/04 00:15	1640.322	ISCO	09/15/04 12:00	38.767	ISCO
05/25/04 01:15	7967.220	DH-76	07/11/04 01:15	1164.120	ISCO	09/16/04 12:00	31.367	ISCO
05/25/04 01:30	8355.353	DH-76	07/11/04 07:15	426.218	ISCO	09/17/04 12:00	22.802	ISCO
05/25/04 01:32	8294.713	ISCO	07/11/04 09:56	268.418	DH-76	09/18/04 12:00	18.182	ISCO
05/25/04 01:45	7499.353	ISCO	07/11/04 12:00	229.077	ISCO	09/19/04 12:00	11.797	ISCO
05/25/04 02:30	3687.368	ISCO	07/12/04 12:00	125.468	ISCO	09/21/04 09:30	13.764	GRAB
05/25/04 05:30	3204.697	ISCO	07/13/04 09:25	69.639	DIP	09/28/04 08:31	8.420	GRAB
05/25/04 08:30	1375.855	ISCO	07/13/04 12:00	116.073	ISCO	10/05/04 09:20	14.874	GRAB
05/25/04 11:30	567.541	ISCO	07/19/04 10:15	25.697	GRAB	10/08/04 12:00	17.965	ISCO
05/25/04 12:00	504.256	ISCO	07/27/04 09:29	27.075	GRAB	10/09/04 12:00	19.086	ISCO
05/25/04 14:36	330.994	DH-76	08/03/04 07:50	32.107	GRAB	10/12/04 10:20	8.785	GRAB
05/25/04 15:00	321.680	ISCO	08/10/04 08:40	27.603	GRAB	10/13/04 12:00	17.169	ISCO
05/25/04 18:00	272.336	ISCO	08/17/04 08:16	15.993	GRAB	10/14/04 12:00	12.095	ISCO
05/25/04 21:00	226.219	ISCO	08/18/04 12:00	421.881	ISCO	10/15/04 12:00	33.924	ISCO
05/26/04 12:00	191.890	ISCO	08/24/04 08:26	69.971	GRAB	10/16/04 12:00	20.148	ISCO
05/27/04 12:00	154.977	ISCO	08/25/04 12:00	122.592	ISCO	10/17/04 12:00	14.228	ISCO
05/28/04 12:00	116.504	ISCO	08/25/04 15:30	8107.758	ISCO	10/18/04 12:00	12.775	ISCO
05/29/04 12:00	121.087	ISCO	08/25/04 15:45	11814.294	ISCO	10/18/04 16:30	341.219	ISCO
05/30/04 12:00	184.741	ISCO	08/25/04 16:00	11539.644	ISCO	10/18/04 19:30	432.441	ISCO
05/31/04 12:00	117.772	ISCO	08/25/04 16:10	11259.764	DH-76	10/18/04 22:30	329.750	ISCO
06/01/04 09:55	122.004	GRAB	08/25/04 16:22	10931.189	ISCO	10/19/04 04:30	901.692	ISCO
06/01/04 12:00	138.656	ISCO	08/25/04 16:24	11037.666	DH-76	10/19/04 07:30	378.895	ISCO
06/02/04 12:00	112.487	ISCO	08/25/04 16:30	10267.188	ISCO	10/19/04 09:40	177.600	GRAB
06/03/04 12:00	106.770	ISCO	08/25/04 16:35	10556.694	DH-76	10/19/04 10:00	174.525	ISCO
06/04/04 12:00	104.251	ISCO	08/25/04 16:36	10437.745	ISCO	10/19/04 12:00	116.722	ISCO
06/08/04 07:45	86.893	ISCO	08/25/04 17:15	10849.255	ISCO	10/19/04 13:00	106.613	ISCO
06/08/04 08:30	84.937	GRAB	08/25/04 18:15	9778.283	ISCO	10/19/04 16:00	77.680	ISCO
06/08/04 12:00	117.849	ISCO	08/25/04 20:00	5273.735	ISCO	10/19/04 19:00	73.446	ISCO
06/09/04 12:00	125.589	ISCO	08/25/04 20:15	4793.693	ISCO	10/19/04 22:00	76.793	ISCO

**Table C1. (Continued)**

Date/Time (CST)	SSC (mg/L)	Sampling Method	Date/Time (CST)	SSC (mg/L)	Sampling Method	Date/Time (CST)	SSC (mg/L)	Sampling Method
10/20/04 01:00	65.325	ISCO	11/08/04 12:00	57.974	ISCO	12/07/04 12:00	1081.694	ISCO
10/20/04 04:00	75.536	ISCO	11/09/04 12:00	75.340	ISCO	12/07/04 12:15	1231.373	DH-76
10/20/04 07:00	70.071	ISCO	11/10/04 12:00	120.043	ISCO	12/07/04 12:30	1239.948	ISCO
10/20/04 12:00	52.694	ISCO	11/11/04 12:00	52.994	ISCO	12/07/04 15:30	1078.763	ISCO
10/21/04 12:00	62.380	ISCO	11/12/04 12:00	53.658	ISCO	12/07/04 18:30	613.036	ISCO
10/22/04 12:00	61.626	ISCO	11/13/04 12:00	56.173	ISCO	12/07/04 21:30	419.514	ISCO
10/23/04 12:00	44.551	ISCO	11/14/04 12:00	38.949	ISCO	12/08/04 00:30	305.725	ISCO
10/24/04 12:00	21.879	ISCO	11/15/04 12:00	43.114	ISCO	12/08/04 03:30	263.146	ISCO
10/25/04 12:00	20.604	ISCO	11/16/04 10:40	12.076	GRAB	12/08/04 06:30	224.436	ISCO
10/26/04 12:00	23.300	ISCO	11/16/04 12:00	55.858	ISCO	12/08/04 09:30	189.331	ISCO
10/26/04 12:37	13.642	GRAB	11/17/04 12:00	54.868	ISCO	12/08/04 12:00	156.822	ISCO
10/26/04 19:45	108.706	ISCO	11/18/04 12:00	59.342	ISCO	12/08/04 12:30	143.358	ISCO
10/26/04 22:45	270.881	ISCO	11/19/04 12:00	44.765	ISCO	12/08/04 15:30	148.305	ISCO
10/27/04 01:45	188.012	ISCO	11/20/04 12:00	44.301	ISCO	12/08/04 18:30	132.672	ISCO
10/27/04 04:45	142.158	ISCO	11/21/04 12:00	22.323	ISCO	12/08/04 21:30	127.903	ISCO
10/27/04 07:45	113.176	ISCO	11/22/04 11:15	40.949	GRAB	12/09/04 00:30	124.453	ISCO
10/27/04 10:45	75.466	ISCO	11/22/04 12:00	27.440	ISCO	12/09/04 03:30	115.347	ISCO
10/27/04 12:00	64.791	ISCO	11/23/04 12:00	24.947	ISCO	12/09/04 06:30	103.742	ISCO
10/27/04 13:45	59.322	ISCO	11/24/04 12:00	40.284	ISCO	12/09/04 09:25	80.189	GRAB
10/27/04 16:45	60.548	ISCO	11/26/04 12:00	102.455	ISCO	12/09/04 12:00	80.466	ISCO
10/27/04 19:45	63.999	ISCO	11/26/04 16:30	110.070	ISCO	12/10/04 12:00	84.093	ISCO
10/27/04 22:45	65.291	ISCO	11/26/04 19:30	396.449	ISCO	12/11/04 12:00	59.039	ISCO
10/28/04 01:45	62.280	ISCO	11/26/04 22:30	583.528	ISCO	12/12/04 12:00	58.256	ISCO
10/28/04 04:45	80.194	ISCO	11/27/04 01:30	650.274	ISCO	12/13/04 12:00	45.270	ISCO
10/28/04 07:45	77.435	ISCO	11/27/04 04:30	757.959	ISCO	12/14/04 09:50	46.422	GRAB
10/28/04 10:45	45.744	ISCO	11/27/04 07:30	1173.419	ISCO	12/21/04 08:26	42.170	DIP
10/28/04 12:00	53.440	ISCO	11/27/04 10:30	1120.528	ISCO	12/28/04 10:41	11.304	DIP
10/28/04 13:45	45.653	ISCO	11/27/04 12:00	1022.364	ISCO	01/04/05 09:11	237.700	DH-48
10/28/04 16:45	43.822	ISCO	11/27/04 13:30	835.064	ISCO	01/04/05 21:15	388.999	ISCO
10/28/04 19:45	54.801	ISCO	11/27/04 16:30	810.775	ISCO	01/04/05 22:45	3644.484	ISCO
10/28/04 22:45	50.815	ISCO	11/27/04 19:30	679.717	ISCO	01/05/05 00:15	3945.813	ISCO
10/29/04 01:45	45.096	ISCO	11/27/04 22:30	487.745	ISCO	01/05/05 03:15	2767.565	ISCO
10/29/04 04:45	41.580	ISCO	11/28/04 01:30	370.426	ISCO	01/05/05 06:15	1759.468	ISCO
10/29/04 07:45	32.678	ISCO	11/28/04 04:30	314.953	ISCO	01/05/05 09:15	1234.606	ISCO
10/29/04 10:45	24.335	ISCO	11/28/04 07:30	259.703	ISCO	01/05/05 12:00	2569.062	ISCO
11/03/04 11:10	119.527	DH-48	11/28/04 10:30	228.054	ISCO	01/05/05 12:15	2637.205	ISCO
11/03/04 12:15	271.744	ISCO	11/28/04 12:00	189.054	ISCO	01/05/05 15:15	3440.109	ISCO
11/03/04 15:15	133.003	ISCO	11/28/04 13:30	175.144	ISCO	01/05/05 18:15	2110.803	ISCO
11/03/04 18:15	116.745	ISCO	11/28/04 16:30	159.446	ISCO	01/05/05 21:15	1479.608	ISCO
11/03/04 21:15	149.188	ISCO	11/30/04 11:12	82.684	GRAB	01/06/05 00:15	1014.711	ISCO
11/04/04 00:15	341.545	ISCO	11/30/04 11:30	137.343	ISCO	01/06/05 03:15	784.102	ISCO
11/04/04 03:15	369.576	ISCO	11/30/04 12:00	90.172	ISCO	01/06/05 06:15	644.659	ISCO
11/04/04 06:15	293.625	ISCO	11/30/04 14:30	97.704	ISCO	01/06/05 12:15	431.180	ISCO
11/04/04 09:15	219.199	ISCO	11/30/04 17:30	106.820	ISCO	01/06/05 15:15	358.310	ISCO
11/04/04 12:00	192.084	ISCO	11/30/04 20:30	242.411	ISCO	01/07/05 00:15	256.584	ISCO
11/04/04 12:15	158.533	ISCO	11/30/04 23:30	311.162	ISCO	01/11/05 09:39	69.159	GRAB
11/04/04 15:15	168.372	ISCO	12/01/04 02:30	288.279	ISCO	01/11/05 12:00	77.857	ISCO
11/04/04 18:15	142.930	ISCO	12/01/04 05:30	227.854	ISCO	01/12/05 21:00	1619.198	ISCO
11/04/04 21:15	140.505	ISCO	12/01/04 08:30	187.226	ISCO	01/12/05 21:30	14649.030	ISCO
11/05/04 00:15	138.608	ISCO	12/01/04 11:30	144.201	ISCO	01/12/05 22:00	16273.905	ISCO
11/05/04 03:15	120.450	ISCO	12/01/04 12:00	118.578	ISCO	01/12/05 22:45	13791.165	ISCO
11/05/04 06:15	104.146	ISCO	12/01/04 14:30	113.781	ISCO	01/13/05 00:00	13417.722	ISCO
11/05/04 09:15	93.218	ISCO	12/01/04 17:30	106.083	ISCO	01/13/05 03:00	6644.721	ISCO
11/05/04 11:23	76.679	DH-48	12/01/04 20:30	106.687	ISCO	01/13/05 05:45	4610.441	ISCO
11/05/04 11:31	74.126	DH-48	12/01/04 23:30	107.063	ISCO	01/13/05 06:00	4488.968	ISCO
11/05/04 12:00	88.040	ISCO	12/02/04 02:30	103.691	ISCO	01/13/05 07:15	4044.540	ISCO
11/05/04 14:15	75.616	ISCO	12/02/04 05:30	100.554	ISCO	01/13/05 08:30	3962.963	ISCO
11/05/04 17:15	71.572	ISCO	12/02/04 08:30	94.260	ISCO	01/13/05 09:00	3691.734	ISCO
11/05/04 20:15	81.266	ISCO	12/02/04 11:30	77.583	ISCO	01/13/05 12:00	2276.523	ISCO
11/05/04 23:15	88.756	ISCO	12/02/04 12:00	64.171	ISCO	01/13/05 13:42	1913.344	ISCO
11/06/04 02:15	80.621	ISCO	12/02/04 14:30	65.937	ISCO	01/13/05 13:45	2060.358	DH-76
11/06/04 05:15	76.215	ISCO	12/02/04 17:30	68.241	ISCO	01/13/05 13:57	2057.268	DH-76
11/06/04 08:15	64.764	ISCO	12/02/04 20:30	78.766	ISCO	01/13/05 13:59	1860.311	ISCO
11/06/04 11:15	63.884	ISCO	12/02/04 23:30	81.487	ISCO	01/13/05 15:00	1712.126	ISCO
11/06/04 12:00	52.555	ISCO	12/07/04 08:15	1159.296	DH-76	01/13/05 18:00	1277.628	ISCO
11/07/04 12:00	79.736	ISCO	12/07/04 09:15	1253.177	DH-76	01/13/05 21:00	1105.040	ISCO
11/08/04 10:31	28.092	DH-48	12/07/04 09:45	1199.108	ISCO	01/14/05 00:00	881.933	ISCO

**Table C1. (Continued)**

Date/Time (CST)	SSC (mg/L)	Sampling Method	Date/Time (CST)	SSC (mg/L)	Sampling Method	Date/Time (CST)	SSC (mg/L)	Sampling Method
01/14/05 12:00	446.339	ISCO	04/16/05 12:00	42.199	ISCO	09/13/05 10:12	25.406	GRAB
01/14/05 15:00	423.097	ISCO	04/19/05 10:00	27.608	GRAB	09/20/05 00:00	1458.079	ISCO
01/19/05 09:11	59.928	GRAB	04/22/05 12:00	43.541	ISCO	09/20/05 03:00	1085.081	ISCO
01/25/05 09:15	33.336	GRAB	04/26/05 10:05	14.482	GRAB	09/20/05 06:00	842.812	ISCO
02/01/05 08:46	20.422	GRAB	04/26/05 12:00	48.371	ISCO	09/20/05 10:25	704.360	GRAB
02/08/05 09:10	147.255	GRAB	04/29/05 12:00	26.926	ISCO	09/20/05 12:00	675.022	ISCO
02/15/05 09:01	212.227	GRAB	05/01/05 12:00	15.810	ISCO	09/27/05 09:46	12.417	GRAB
02/15/05 12:00	209.013	ISCO	05/02/05 12:00	9.179	ISCO	10/04/05 10:03	16.403	GRAB
02/16/05 12:00	150.976	ISCO	05/03/05 09:10	12.911	GRAB	10/11/05 10:37	8.894	GRAB
02/17/05 12:00	75.281	ISCO	05/04/05 12:00	38.277	ISCO	10/18/05 09:07	9.708	GRAB
02/18/05 12:00	55.223	ISCO	05/05/05 12:00	50.054	ISCO	10/25/05 09:53	5.448	GRAB
02/19/05 12:00	40.732	ISCO	05/06/05 12:00	37.411	ISCO	11/01/05 11:29	5.604	GRAB
02/20/05 12:00	43.665	ISCO	05/07/05 12:00	37.642	ISCO	11/08/05 11:08	6.915	GRAB
02/21/05 12:00	33.067	ISCO	05/08/05 12:00	31.755	ISCO	11/15/05 09:55	10.026	GRAB
02/22/05 10:33	61.105	GRAB	05/09/05 12:00	32.467	ISCO	11/21/05 11:19	2.893	GRAB
02/22/05 12:00	29.371	ISCO	05/10/05 10:20	14.067	GRAB	11/28/05 11:19	17.739	DIP
02/23/05 12:00	29.534	ISCO	05/10/05 12:00	44.493	ISCO	12/06/05 11:04	118.285	GRAB
02/24/05 12:00	24.590	ISCO	05/11/05 12:00	47.877	ISCO	12/13/05 11:00	7.369	GRAB
02/25/05 12:00	24.044	ISCO	05/13/05 12:00	45.010	ISCO	12/20/05 10:51	4.398	GRAB
02/26/05 12:00	20.330	ISCO	05/14/05 12:00	44.450	ISCO	12/27/05 11:00	2.508	GRAB
02/27/05 12:00	21.177	ISCO	05/15/05 12:00	23.655	ISCO	01/03/06 11:05	10.088	GRAB
02/28/05 12:00	22.009	ISCO	05/16/05 12:00	33.769	ISCO	01/10/06 11:05	4.382	GRAB
03/01/05 09:20	38.042	GRAB	05/17/05 08:18	14.675	GRAB	01/17/06 10:41	11.605	GRAB
03/01/05 12:00	24.856	ISCO	05/17/05 12:00	80.419	ISCO	01/24/06 10:46	3.399	GRAB
03/02/05 12:00	21.445	ISCO	05/18/05 12:00	79.208	ISCO	01/31/06 10:47	9.266	GRAB
03/03/05 12:00	16.569	ISCO	05/21/05 12:00	64.674	ISCO	02/07/06 09:57	2.411	GRAB
03/04/05 12:00	17.250	ISCO	05/22/05 12:00	61.882	ISCO	02/14/06 09:05	2.215	GRAB
03/05/05 12:00	16.436	ISCO	05/23/05 12:00	49.745	ISCO	02/21/06 10:19	2.557	GRAB
03/06/05 12:00	17.055	ISCO	05/24/05 07:55	22.335	GRAB	02/28/06 11:53	2.464	GRAB
03/07/05 12:00	78.330	ISCO	05/24/05 12:00	81.673	ISCO	03/07/06 09:45	2.706	GRAB
03/08/05 10:05	47.591	GRAB	05/25/05 12:00	74.257	ISCO	03/11/06 22:45	1518.802	ISCO
03/08/05 12:00	22.086	ISCO	05/26/05 12:00	74.113	ISCO	03/11/06 23:00	1865.345	ISCO
03/09/05 12:00	17.834	ISCO	05/27/05 12:00	61.012	ISCO	03/15/06 12:27	27.852	GRAB
03/10/05 12:00	33.782	ISCO	05/28/05 12:00	58.796	ISCO	03/16/06 12:00	23.798	ISCO
03/11/05 12:00	20.790	ISCO	05/29/05 12:00	42.023	ISCO	03/20/06 13:56	18.897	GRAB
03/12/05 12:00	19.758	ISCO	05/31/05 09:30	17.724	GRAB	03/28/06 09:43	6.742	GRAB
03/13/05 12:00	14.806	ISCO	05/31/05 12:00	97.079	ISCO	04/02/06 22:30	166.323	ISCO
03/14/05 12:00	21.441	ISCO	06/01/05 12:00	91.311	ISCO	04/03/06 01:30	263.456	ISCO
03/15/05 09:47	31.021	GRAB	06/02/05 12:00	72.428	ISCO	04/04/06 09:43	31.887	GRAB
03/15/05 12:00	20.547	ISCO	06/03/05 12:00	71.010	ISCO	04/04/06 12:00	19.781	ISCO
03/16/05 12:00	19.915	ISCO	06/04/05 12:00	59.857	ISCO	04/05/06 12:00	31.825	ISCO
03/17/05 12:00	19.638	ISCO	06/06/05 12:00	32.624	ISCO	04/06/06 06:15	308.545	ISCO
03/18/05 12:00	18.492	ISCO	06/07/05 08:45	22.558	GRAB	04/06/06 10:51	5282.799	DH-76
03/19/05 12:00	24.064	ISCO	06/07/05 12:00	89.317	ISCO	04/06/06 11:46	4978.671	ISCO
03/20/05 12:00	12.428	ISCO	06/08/05 12:00	74.286	ISCO	04/06/06 11:47	5027.191	DH-76
03/21/05 12:00	15.131	ISCO	06/10/05 12:00	62.010	ISCO	04/06/06 11:55	4846.101	DH-76
03/22/05 12:00	15.998	ISCO	06/11/05 12:00	42.231	ISCO	04/06/06 11:56	4673.700	ISCO
03/22/05 13:09	31.121	GRAB	06/14/05 08:11	43.096	GRAB	04/06/06 12:00	4537.597	ISCO
03/23/05 12:00	15.787	ISCO	06/14/05 12:00	85.565	ISCO	04/06/06 12:15	4156.415	ISCO
03/24/05 12:00	15.184	ISCO	06/15/05 12:00	76.502	ISCO	04/06/06 14:41	1849.654	DH-76
03/25/05 12:00	17.709	ISCO	06/16/05 12:00	53.533	ISCO	04/06/06 15:15	1578.069	ISCO
03/26/05 12:00	15.773	ISCO	06/17/05 12:00	44.173	ISCO	04/06/06 18:15	753.816	ISCO
03/27/05 12:00	23.262	ISCO	06/18/05 12:00	42.060	ISCO	04/06/06 21:15	490.483	ISCO
03/28/05 12:00	19.070	ISCO	06/19/05 12:00	31.534	ISCO	04/07/06 00:15	346.013	ISCO
03/29/05 09:01	18.414	GRAB	06/20/05 12:00	29.766	ISCO	04/07/06 03:15	277.201	ISCO
03/29/05 12:00	32.468	ISCO	06/21/05 08:18	30.516	GRAB	04/07/06 06:15	224.357	ISCO
03/31/05 12:00	27.285	ISCO	06/28/05 08:10	23.608	GRAB	04/07/06 09:15	185.269	ISCO
04/01/05 12:00	23.372	ISCO	07/05/05 09:35	17.034	GRAB	04/07/06 09:57	189.779	DIP
04/02/05 12:00	19.811	ISCO	07/12/05 07:45	35.325	GRAB	04/07/06 12:00	161.240	ISCO
04/03/05 12:00	24.512	ISCO	07/19/05 09:00	9.628	GRAB	04/07/06 12:15	157.108	ISCO
04/04/05 12:00	18.296	ISCO	07/26/05 08:36	16.052	GRAB	04/07/06 15:15	134.774	ISCO
04/05/05 09:10	11.060	GRAB	08/02/05 08:56	36.457	GRAB	04/07/06 18:15	136.379	ISCO
04/09/05 12:00	35.157	ISCO	08/09/05 08:39	31.595	GRAB	04/07/06 21:15	126.620	ISCO
04/11/05 09:11	13.790	GRAB	08/16/05 10:08	14.509	GRAB	04/08/06 00:15	119.450	ISCO
04/12/05 12:00	68.404	ISCO	08/23/05 10:50	13.963	GRAB	04/08/06 03:15	107.690	ISCO
04/14/05 12:00	65.020	ISCO	08/30/05 09:54	15.701	GRAB	04/08/06 09:15	73.662	ISCO
04/15/05 12:00	51.633	ISCO	09/06/05 10:25	45.683	GRAB	04/08/06 12:00	61.440	ISCO

**Table C1. (Continued)**

Date/Time (CST)	SSC (mg/L)	Sampling Method	Date/Time (CST)	SSC (mg/L)	Sampling Method	Date/Time (CST)	SSC (mg/L)	Sampling Method
04/08/06 12:15	60.817	ISCO	05/31/06 12:00	25.447	ISCO	08/18/06 12:00	12.076	ISCO
04/08/06 15:15	52.581	ISCO	06/01/06 12:00	18.748	ISCO	08/19/06 12:00	11.299	ISCO
04/08/06 18:15	52.044	ISCO	06/02/06 12:00	24.952	ISCO	08/20/06 12:00	10.272	ISCO
04/09/06 00:15	58.346	ISCO	06/03/06 12:00	31.023	ISCO	08/22/06 10:13	15.187	GRAB
04/09/06 03:15	51.278	ISCO	06/04/06 12:00	24.335	ISCO	08/22/06 12:00	31.803	ISCO
04/11/06 12:32	35.846	GRAB	06/05/06 12:00	3.180	ISCO	08/23/06 12:00	25.957	ISCO
04/12/06 12:00	56.966	ISCO	06/06/06 10:09	13.761	DIP	08/26/06 12:00	17.011	ISCO
04/13/06 12:00	43.342	ISCO	06/06/06 12:00	31.204	ISCO	08/27/06 12:00	30.723	ISCO
04/16/06 12:00	26.265	ISCO	06/07/06 12:00	51.146	ISCO	08/28/06 12:00	16.024	ISCO
04/17/06 12:00	22.219	ISCO	06/13/06 10:51	16.914	DIP	08/29/06 09:05	36.460	GRAB
04/18/06 12:00	10.226	ISCO	06/19/06 11:05	46.673	GRAB	08/29/06 12:00	33.199	ISCO
04/18/06 13:03	7.410	GRAB	06/27/06 07:46	21.483	GRAB	08/30/06 12:00	21.046	ISCO
04/19/06 12:00	30.687	ISCO	07/03/06 08:14	22.517	GRAB	08/31/06 12:00	15.777	ISCO
04/20/06 12:00	33.488	ISCO	07/11/06 09:17	21.782	GRAB	09/01/06 12:00	13.970	ISCO
04/21/06 12:00	27.749	ISCO	07/12/06 02:15	8218.863	ISCO	09/02/06 12:00	9.674	ISCO
04/22/06 12:00	28.144	ISCO	07/12/06 05:00	1748.714	ISCO	09/03/06 12:00	21.478	ISCO
04/23/06 12:00	18.262	ISCO	07/12/06 08:15	655.024	ISCO	09/04/06 12:00	12.321	ISCO
04/24/06 12:00	16.420	ISCO	07/12/06 11:06	392.344	DIP	09/05/06 08:45	12.267	GRAB
04/25/06 12:00	11.086	ISCO	07/12/06 11:15	391.780	ISCO	09/05/06 12:00	9.644	ISCO
04/25/06 12:29	27.921	DIP	07/12/06 12:00	399.216	ISCO	09/06/06 12:00	9.824	ISCO
04/26/06 12:00	22.460	ISCO	07/12/06 14:45	6028.928	ISCO	09/07/06 12:00	11.802	ISCO
04/27/06 12:00	26.812	ISCO	07/12/06 15:00	10379.718	ISCO	09/08/06 12:00	13.720	ISCO
04/28/06 12:00	20.239	ISCO	07/12/06 15:05	10661.501	ISCO	09/09/06 12:00	3.096	ISCO
04/29/06 12:00	17.933	ISCO	07/12/06 15:08	11400.488	DH-76	09/11/06 09:44	69.469	GRAB
05/02/06 12:00	22.967	ISCO	07/12/06 15:30	10043.859	ISCO	09/11/06 12:00	20.323	ISCO
05/02/06 12:02	29.602	GRAB	07/12/06 17:00	3642.271	ISCO	09/12/06 12:00	52.759	ISCO
05/03/06 12:00	33.419	ISCO	07/12/06 17:45	2437.075	ISCO	09/13/06 12:00	33.757	ISCO
05/04/06 12:00	21.539	ISCO	07/12/06 18:30	1883.310	ISCO	09/14/06 12:00	41.984	ISCO
05/05/06 12:00	26.798	ISCO	07/12/06 18:55	1740.116	DH-76	09/15/06 12:00	30.108	ISCO
05/06/06 12:00	18.618	ISCO	07/12/06 20:15	1106.086	ISCO	09/16/06 12:00	19.780	ISCO
05/07/06 12:00	18.912	ISCO	07/12/06 21:30	787.952	ISCO	09/17/06 12:00	15.686	ISCO
05/08/06 12:00	16.546	ISCO	07/12/06 22:36	611.003	GRAB	09/18/06 12:00	18.284	ISCO
05/09/06 12:00	18.611	ISCO	07/13/06 00:30	406.375	ISCO	09/19/06 07:58	17.433	GRAB
05/10/06 09:05	17.704	DIP	07/13/06 03:30	248.848	ISCO	09/19/06 12:00	33.108	ISCO
05/10/06 12:00	30.152	ISCO	07/13/06 06:30	188.135	ISCO	09/20/06 12:00	15.183	ISCO
05/11/06 12:00	42.200	ISCO	07/13/06 09:30	145.708	ISCO	09/21/06 12:00	9.576	ISCO
05/12/06 12:00	38.801	ISCO	07/13/06 12:00	120.982	ISCO	09/22/06 12:00	10.385	ISCO
05/13/06 12:00	26.050	ISCO	07/13/06 12:30	115.921	ISCO	09/23/06 12:00	30.994	ISCO
05/14/06 12:00	15.829	ISCO	07/13/06 23:15	1362.207	ISCO	09/24/06 12:00	16.714	ISCO
05/15/06 10:49	19.581	DIP	07/14/06 02:15	1023.359	ISCO	09/25/06 12:00	12.146	ISCO
05/15/06 12:00	18.383	ISCO	07/14/06 05:15	428.808	ISCO	09/26/06 08:33	7.171	GRAB
05/16/06 12:00	14.601	ISCO	07/14/06 08:15	231.855	ISCO	09/26/06 12:00	13.915	ISCO
05/16/06 19:15	375.406	ISCO	07/14/06 11:15	140.324	ISCO	09/27/06 12:00	13.973	ISCO
05/16/06 20:30	1514.471	ISCO	07/14/06 12:00	128.810	ISCO	09/28/06 12:00	14.810	ISCO
05/16/06 22:15	1073.218	ISCO	07/15/06 12:00	65.638	ISCO	09/29/06 12:00	17.362	ISCO
05/17/06 01:15	789.892	ISCO	07/16/06 12:00	56.075	ISCO	09/30/06 12:00	12.645	ISCO
05/17/06 04:15	497.240	ISCO	07/18/06 09:34	53.666	DIP	10/01/06 12:00	8.995	ISCO
05/17/06 07:15	212.049	ISCO	07/19/06 20:45	511.366	ISCO	10/02/06 12:00	8.778	ISCO
05/17/06 10:15	95.025	ISCO	07/19/06 23:45	1024.409	ISCO	10/03/06 08:02	8.343	GRAB
05/17/06 12:00	68.600	ISCO	07/20/06 02:45	737.450	ISCO	10/11/06 04:40	35.733	GRAB
05/17/06 13:15	50.826	ISCO	07/20/06 05:45	398.918	ISCO	10/17/06 08:25	36.499	GRAB
05/17/06 16:15	36.580	ISCO	07/20/06 12:00	174.523	ISCO	10/18/06 12:00	10.353	ISCO
05/18/06 12:00	46.878	ISCO	07/21/06 12:00	50.939	ISCO	10/19/06 12:00	12.182	ISCO
05/19/06 12:00	44.244	ISCO	07/25/06 10:37	21.495	GRAB	10/20/06 12:00	11.840	ISCO
05/20/06 12:00	20.276	ISCO	08/01/06 08:24	15.953	GRAB	10/21/06 12:00	11.696	ISCO
05/21/06 12:00	33.554	ISCO	08/08/06 10:14	52.247	DIP	10/22/06 12:00	12.141	ISCO
05/22/06 12:00	58.015	ISCO	08/08/06 12:00	57.046	ISCO	10/23/06 12:00	14.279	ISCO
05/23/06 09:54	23.051	DIP	08/09/06 12:00	19.988	ISCO	10/24/06 07:56	156.827	GRAB
05/23/06 12:00	67.587	ISCO	08/10/06 12:00	26.519	ISCO	10/24/06 12:00	16.059	ISCO
05/24/06 12:00	43.240	ISCO	08/11/06 12:00	17.671	ISCO	10/25/06 12:00	14.780	ISCO
05/25/06 12:00	42.812	ISCO	08/12/06 12:00	17.347	ISCO	10/26/06 12:00	13.808	ISCO
05/26/06 12:00	53.372	ISCO	08/13/06 12:00	22.570	ISCO	10/27/06 12:00	12.969	ISCO
05/27/06 12:00	29.625	ISCO	08/14/06 12:00	14.734	ISCO	10/28/06 12:00	19.250	ISCO
05/28/06 12:00	32.288	ISCO	08/15/06 07:23	15.507	GRAB	10/29/06 12:00	18.541	ISCO
05/29/06 12:00	18.989	ISCO	08/15/06 12:00	14.466	ISCO	10/30/06 12:00	20.117	ISCO
05/30/06 10:53	7.917	DIP	08/16/06 12:00	17.813	ISCO	10/31/06 09:11	24.343	GRAB
05/30/06 12:00	54.926	ISCO	08/17/06 12:00	13.628	ISCO	10/31/06 12:00	22.190	ISCO



**Table C1. (Continued)**

<i>Date/Time (CST)</i>	<i>SSC (mg/L)</i>	<i>Sampling Method</i>	<i>Date/Time (CST)</i>	<i>SSC (mg/L)</i>	<i>Sampling Method</i>	<i>Date/Time (CST)</i>	<i>SSC (mg/L)</i>	<i>Sampling Method</i>
11/01/06 12:00	16.357	ISCO	11/19/06 03:00	4.172	ISCO	12/19/06 10:00	18.252	ISCO
11/02/06 12:00	16.613	ISCO	11/19/06 06:00	8.823	ISCO	12/19/06 12:00	2.967	ISCO
11/03/06 12:00	15.805	ISCO	11/19/06 09:00	3.815	ISCO	12/19/06 13:00	16.613	ISCO
11/04/06 12:00	14.487	ISCO	11/20/06 13:13	10.044	GRAB	12/19/06 16:00	15.079	ISCO
11/05/06 12:00	11.505	ISCO	11/20/06 16:15	10.251	ISCO	12/19/06 19:00	19.168	ISCO
11/06/06 12:00	11.675	ISCO	11/20/06 19:15	4.002	ISCO	12/19/06 22:00	17.842	ISCO
11/07/06 12:00	11.421	ISCO	11/21/06 10:15	1.633	ISCO	12/20/06 01:00	17.666	ISCO
11/08/06 12:00	10.629	ISCO	11/21/06 19:15	2.799	ISCO	12/20/06 04:00	19.474	ISCO
11/08/06 12:07	21.434	GRAB	11/22/06 01:15	2.412	ISCO	12/20/06 07:00	28.154	ISCO
11/09/06 12:00	8.278	ISCO	11/22/06 04:15	7.103	ISCO	12/20/06 10:00	2.147	ISCO
11/10/06 12:00	8.357	ISCO	11/22/06 10:15	10.943	ISCO	12/20/06 12:00	16.964	ISCO
11/10/06 21:30	3270.479	ISCO	11/22/06 22:15	1.733	ISCO	12/20/06 13:00	7.225	ISCO
11/11/06 00:30	1923.810	ISCO	11/23/06 04:15	1.940	ISCO	12/20/06 16:00	8.091	ISCO
11/11/06 03:30	720.617	ISCO	11/28/06 10:26	10.953	GRAB	12/20/06 19:00	13.484	ISCO
11/11/06 06:30	386.824	ISCO	11/28/06 12:00	138.704	ISCO	12/20/06 22:00	22.041	ISCO
11/11/06 09:30	243.423	ISCO	11/29/06 12:00	105.809	ISCO	12/21/06 01:00	20.351	ISCO
11/11/06 12:00	181.673	ISCO	11/30/06 00:15	119.239	ISCO	12/21/06 04:00	29.714	ISCO
11/11/06 12:30	153.807	ISCO	11/30/06 03:15	324.842	ISCO	12/27/06 12:39	24.033	GRAB
11/11/06 15:30	105.033	ISCO	11/30/06 06:15	411.197	ISCO	01/02/07 12:44	12.197	GRAB
11/11/06 18:30	82.249	ISCO	11/30/06 09:15	348.466	ISCO	01/09/07 10:24	21.891	GRAB
11/11/06 21:30	56.941	ISCO	11/30/06 12:00	291.850	ISCO	01/09/07 12:00	29.041	ISCO
11/12/06 09:30	22.582	ISCO	11/30/06 12:15	256.872	ISCO	01/10/07 12:00	21.201	ISCO
11/12/06 12:00	18.384	ISCO	11/30/06 15:15	177.885	ISCO	01/11/07 12:00	44.767	ISCO
11/12/06 12:30	22.252	ISCO	11/30/06 18:15	122.959	ISCO	01/12/07 12:00	30.926	ISCO
11/12/06 15:30	16.006	ISCO	11/30/06 21:15	118.371	ISCO	01/13/07 12:00	39.820	ISCO
11/12/06 18:30	19.138	ISCO	12/01/06 00:15	86.274	ISCO	01/14/07 06:45	42.524	ISCO
11/12/06 21:30	16.133	ISCO	12/01/06 03:15	146.658	ISCO	01/14/07 09:45	41.650	ISCO
11/13/06 00:30	33.136	ISCO	12/01/06 06:15	260.051	ISCO	01/14/07 12:00	41.412	ISCO
11/13/06 03:30	16.025	ISCO	12/01/06 09:15	201.873	ISCO	01/14/07 12:45	38.419	ISCO
11/14/06 12:45	13.781	GRAB	12/01/06 12:00	323.672	ISCO	01/14/07 15:45	25.952	ISCO
11/14/06 15:30	14.153	ISCO	12/01/06 12:15	245.605	ISCO	01/14/07 18:45	60.991	ISCO
11/14/06 18:30	12.099	ISCO	12/01/06 15:15	458.096	ISCO	01/14/07 20:30	847.608	ISCO
11/14/06 21:30	10.692	ISCO	12/06/06 14:09	25.416	GRAB	01/14/07 21:45	1767.884	ISCO
11/15/06 00:30	10.721	ISCO	12/12/06 11:13	571.882	GRAB	01/15/07 00:45	1983.944	ISCO
11/15/06 03:30	12.222	ISCO	12/12/06 12:15	644.316	GRAB	01/15/07 03:45	1097.586	ISCO
11/15/06 06:30	11.957	ISCO	12/12/06 15:45	486.235	ISCO	01/15/07 06:45	605.268	ISCO
11/15/06 09:30	9.162	ISCO	12/12/06 18:45	991.616	ISCO	01/15/07 09:45	446.830	ISCO
11/15/06 10:45	12.426	ISCO	12/12/06 21:45	1123.781	ISCO	01/15/07 12:45	311.393	ISCO
11/15/06 12:00	12.697	ISCO	12/13/06 00:45	332.899	ISCO	01/15/07 15:45	254.795	ISCO
11/15/06 13:45	12.168	ISCO	12/13/06 03:45	233.366	ISCO	01/15/07 18:45	199.102	ISCO
11/15/06 16:45	11.351	ISCO	12/13/06 06:45	175.530	ISCO	01/15/07 21:45	180.029	ISCO
11/15/06 19:45	18.991	ISCO	12/13/06 09:45	143.407	ISCO	01/17/07 12:20	29.907	GRAB
11/15/06 22:45	20.722	ISCO	12/13/06 12:00	145.472	ISCO	01/23/07 10:53	13.835	GRAB
11/16/06 01:45	34.914	ISCO	12/13/06 12:45	126.069	ISCO	01/30/07 11:55	15.767	GRAB
11/16/06 07:45	281.450	ISCO	12/13/06 15:45	104.748	ISCO	02/06/07 12:56	30.055	GRAB
11/16/06 10:45	244.394	ISCO	12/13/06 18:45	97.178	ISCO	02/21/07 10:47	30.720	GRAB
11/16/06 11:22	197.010	GRAB	12/13/06 21:45	96.194	ISCO	02/23/07 12:26	368.579	GRAB
11/16/06 12:00	172.991	ISCO	12/14/06 00:45	91.543	ISCO	02/24/07 13:52	94.292	GRAB
11/16/06 15:00	87.292	ISCO	12/14/06 03:45	93.792	ISCO	02/24/07 19:56	7955.975	DH-76
11/16/06 17:34	70.997	GRAB	12/14/06 06:45	75.272	ISCO	02/24/07 21:34	6860.763	DH-76
11/16/06 18:00	61.534	ISCO	12/14/06 09:45	63.764	ISCO	02/24/07 22:00	6820.861	ISCO
11/16/06 21:00	45.982	ISCO	12/14/06 12:00	59.949	ISCO	02/24/07 23:15	4355.906	DH-76
11/17/06 00:00	37.133	ISCO	12/14/06 12:45	54.398	ISCO	02/24/07 23:30	4837.226	ISCO
11/17/06 03:00	30.473	ISCO	12/14/06 15:45	64.090	ISCO	02/25/07 00:45	4077.407	ISCO
11/17/06 06:00	32.233	ISCO	12/14/06 18:45	52.731	ISCO	02/25/07 01:00	4344.032	ISCO
11/17/06 09:00	23.657	ISCO	12/14/06 21:45	53.815	ISCO	02/25/07 02:15	4624.328	ISCO
11/17/06 12:00	20.101	ISCO	12/15/06 00:45	51.501	ISCO	02/25/07 03:45	3570.353	ISCO
11/17/06 15:00	17.031	ISCO	12/15/06 03:45	50.509	ISCO	02/25/07 04:00	3368.885	ISCO
11/17/06 18:00	17.452	ISCO	12/15/06 06:45	48.501	ISCO	02/25/07 07:00	4539.739	ISCO
11/17/06 21:00	18.369	ISCO	12/18/06 12:33	40.365	GRAB	02/25/07 09:25	5281.935	DH-76
11/18/06 00:00	20.144	ISCO	12/18/06 13:00	66.839	ISCO	02/25/07 10:00	4210.663	ISCO
11/18/06 09:00	13.911	ISCO	12/18/06 16:00	17.832	ISCO	02/25/07 12:00	2795.122	ISCO
11/18/06 12:00	12.044	ISCO	12/18/06 19:00	23.420	ISCO	02/25/07 13:00	2252.943	ISCO
11/18/06 15:00	9.864	ISCO	12/18/06 22:00	19.878	ISCO	02/25/07 16:00	1360.399	ISCO
11/18/06 18:00	10.794	ISCO	12/19/06 01:00	19.457	ISCO	02/25/07 16:17	1586.464	DH-76
11/18/06 21:00	4.513	ISCO	12/19/06 04:00	18.970	ISCO	02/25/07 19:00	930.468	ISCO
11/19/06 00:00	12.503	ISCO	12/19/06 07:00	18.444	ISCO	02/25/07 22:00	482.163	ISCO

**Table C1. (Continued)**

Date/Time (CST)	SSC (mg/L)	Sampling Method	Date/Time (CST)	SSC (mg/L)	Sampling Method	Date/Time (CST)	SSC (mg/L)	Sampling Method
02/26/07 01:00	611.167	ISCO	03/30/07 12:00	45.983	ISCO	06/06/07 12:00	43.301	ISCO
02/26/07 04:00	374.918	ISCO	03/31/07 12:00	97.984	ISCO	06/07/07 12:00	54.391	ISCO
02/26/07 07:00	269.636	ISCO	04/03/07 10:29	79.776	GRAB	06/08/07 12:00	43.406	ISCO
02/26/07 10:00	201.621	ISCO	04/03/07 10:30	48.548	ISCO	06/09/07 12:00	34.617	ISCO
02/26/07 12:00	181.572	ISCO	04/03/07 12:00	52.624	ISCO	06/10/07 12:00	22.995	ISCO
02/26/07 13:00	173.474	ISCO	04/04/07 12:00	23.017	ISCO	06/11/07 10:46	24.150	GRAB
02/27/07 12:00	75.207	ISCO	04/05/07 12:00	27.386	ISCO	06/11/07 12:00	75.375	ISCO
02/27/07 12:05	91.520	DH-76	04/06/07 12:00	15.934	ISCO	06/12/07 12:00	76.017	ISCO
02/28/07 12:00	82.769	ISCO	04/07/07 12:00	44.074	ISCO	06/13/07 12:00	80.179	ISCO
02/28/07 14:56	218.971	DH-76	04/09/07 11:07	58.670	DIP	06/14/07 12:00	39.186	ISCO
02/28/07 15:00	209.008	ISCO	04/14/07 12:00	27.852	ISCO	06/15/07 12:00	47.327	ISCO
02/28/07 18:00	393.771	ISCO	04/17/07 11:00	59.659	GRAB	06/16/07 12:00	38.092	ISCO
02/28/07 21:00	338.512	ISCO	04/18/07 12:00	27.622	ISCO	06/17/07 12:00	70.206	ISCO
03/01/07 00:00	266.998	ISCO	04/19/07 12:00	50.095	ISCO	06/19/07 08:19	33.095	DIP
03/01/07 03:00	208.492	ISCO	04/20/07 12:00	38.542	ISCO	06/19/07 12:00	53.644	ISCO
03/01/07 06:00	406.689	ISCO	04/21/07 12:00	29.495	ISCO	06/20/07 12:00	48.855	ISCO
03/01/07 07:45	3841.445	ISCO	04/22/07 12:00	45.334	ISCO	06/21/07 12:00	32.768	ISCO
03/01/07 08:15	5264.849	ISCO	04/23/07 12:00	19.964	ISCO	06/22/07 23:45	937.178	ISCO
03/01/07 09:00	7823.332	ISCO	04/24/07 12:00	43.878	ISCO	06/23/07 08:55	593.893	DH-76
03/01/07 09:30	9491.773	ISCO	04/24/07 12:12	31.690	GRAB	06/23/07 09:53	487.026	DH-76
03/01/07 10:06	11736.965	DH-76	04/25/07 12:00	47.956	ISCO	06/23/07 10:08	467.175	DH-76
03/01/07 12:00	7353.781	ISCO	04/26/07 12:00	50.677	ISCO	06/23/07 11:00	428.435	ISCO
03/01/07 12:07	7553.028	DH-76	04/27/07 12:00	40.279	ISCO	06/24/07 11:00	193.278	ISCO
03/01/07 13:30	5799.335	ISCO	04/28/07 12:00	30.130	ISCO	06/24/07 12:00	175.009	ISCO
03/01/07 14:18	5010.937	ISCO	04/29/07 12:00	30.698	ISCO	06/24/07 14:00	167.195	ISCO
03/01/07 14:20	5381.310	DH-76	04/30/07 12:00	29.134	ISCO	06/25/07 12:00	97.535	ISCO
03/01/07 14:30	4923.484	ISCO	05/01/07 11:02	21.926	GRAB	06/26/07 10:52	73.750	DIP
03/01/07 14:36	5231.828	DH-76	05/01/07 12:00	45.698	ISCO	06/26/07 12:00	107.945	ISCO
03/01/07 14:37	4690.519	ISCO	05/02/07 12:00	44.449	ISCO	06/27/07 12:00	93.954	ISCO
03/01/07 14:47	5035.683	DH-76	05/03/07 12:00	40.119	ISCO	06/28/07 12:00	142.822	ISCO
03/01/07 15:00	4411.990	ISCO	05/04/07 12:00	47.591	ISCO	06/28/07 13:15	135.948	ISCO
03/01/07 16:45	3187.984	ISCO	05/05/07 12:00	49.979	ISCO	06/28/07 15:45	1513.724	ISCO
03/01/07 18:00	2519.300	ISCO	05/06/07 12:00	40.350	ISCO	06/28/07 16:15	1862.039	ISCO
03/01/07 21:00	1465.761	ISCO	05/07/07 12:00	47.084	ISCO	06/28/07 18:02	1085.771	DH-76
03/02/07 00:00	884.227	ISCO	05/08/07 11:22	25.309	GRAB	06/28/07 19:15	611.408	ISCO
03/02/07 03:00	637.886	ISCO	05/09/07 12:00	52.658	ISCO	06/28/07 22:15	342.337	ISCO
03/02/07 06:00	504.130	ISCO	05/10/07 12:00	50.010	ISCO	06/29/07 01:15	242.221	ISCO
03/02/07 09:00	309.083	ISCO	05/11/07 12:00	59.070	ISCO	06/29/07 04:15	191.624	ISCO
03/02/07 12:00	267.648	ISCO	05/12/07 12:00	52.317	ISCO	06/29/07 07:15	169.944	ISCO
03/02/07 15:00	232.211	ISCO	05/13/07 12:00	39.460	ISCO	06/29/07 10:15	148.603	ISCO
03/02/07 18:00	185.610	ISCO	05/14/07 12:00	42.491	ISCO	06/29/07 12:00	132.095	ISCO
03/02/07 21:00	167.500	ISCO	05/15/07 09:52	73.933	GRAB	06/29/07 13:15	119.982	ISCO
03/03/07 00:00	170.883	ISCO	05/15/07 12:00	53.525	ISCO	06/29/07 16:15	117.366	ISCO
03/03/07 03:00	156.886	ISCO	05/16/07 12:00	52.596	ISCO	06/29/07 19:15	106.154	ISCO
03/05/07 12:00	65.169	ISCO	05/17/07 12:00	37.655	ISCO	06/29/07 22:15	108.083	ISCO
03/06/07 11:59	37.811	DIP	05/18/07 12:00	40.719	ISCO	06/30/07 12:00	86.317	ISCO
03/06/07 12:00	44.891	ISCO	05/19/07 12:00	50.279	ISCO	07/01/07 12:00	80.308	ISCO
03/07/07 12:00	41.477	ISCO	05/20/07 12:00	48.680	ISCO	07/02/07 11:28	88.407	DIP
03/08/07 12:00	42.973	ISCO	05/21/07 12:00	33.966	ISCO	07/05/07 12:00	92.363	ISCO
03/09/07 12:00	28.572	ISCO	05/22/07 10:12	16.088	GRAB	07/06/07 12:00	83.764	ISCO
03/10/07 12:00	24.340	ISCO	05/22/07 10:15	38.528	ISCO	07/07/07 12:00	84.399	ISCO
03/11/07 12:00	26.786	ISCO	05/22/07 12:00	55.874	ISCO	07/08/07 12:00	61.811	ISCO
03/12/07 12:00	35.221	ISCO	05/23/07 12:00	36.891	ISCO	07/09/07 12:00	46.184	ISCO
03/13/07 09:56	26.552	GRAB	05/24/07 12:00	17.225	ISCO	07/10/07 10:29	47.193	DIP
03/13/07 10:00	50.100	ISCO	05/25/07 12:00	21.875	ISCO	07/10/07 12:00	79.084	ISCO
03/13/07 12:00	28.594	ISCO	05/26/07 12:00	35.962	ISCO	07/11/07 12:00	66.555	ISCO
03/14/07 12:00	41.742	ISCO	05/28/07 12:00	15.521	ISCO	07/13/07 12:00	41.891	ISCO
03/15/07 12:00	49.689	ISCO	05/29/07 11:10	15.423	GRAB	07/14/07 12:00	37.012	ISCO
03/18/07 12:00	21.143	ISCO	05/29/07 12:00	52.502	ISCO	07/15/07 12:00	28.845	ISCO
03/19/07 12:00	42.419	ISCO	05/30/07 12:00	49.484	ISCO	07/16/07 11:26	27.467	GRAB
03/20/07 09:53	20.615	GRAB	05/31/07 12:00	52.043	ISCO	07/20/07 12:00	26.588	ISCO
03/20/07 12:00	41.016	ISCO	06/01/07 12:00	36.655	ISCO	07/22/07 12:00	18.895	ISCO
03/22/07 12:00	45.133	ISCO	06/02/07 12:00	26.679	ISCO	07/24/07 10:15	22.474	DIP
03/23/07 12:00	77.893	ISCO	06/03/07 12:00	33.175	ISCO	07/24/07 12:00	43.191	ISCO
03/25/07 12:00	54.767	ISCO	06/04/07 12:00	24.566	ISCO	07/25/07 12:00	24.692	ISCO
03/26/07 10:51	21.627	GRAB	06/05/07 10:56	24.340	GRAB	07/26/07 12:00	21.881	ISCO
03/29/07 12:00	42.166	ISCO	06/05/07 12:00	72.678	ISCO	07/29/07 12:00	22.115	ISCO

**Table C1. (Continued)**

Date/Time (CST)	SSC (mg/L)	Sampling Method	Date/Time (CST)	SSC (mg/L)	Sampling Method	Date/Time (CST)	SSC (mg/L)	Sampling Method
07/30/07 12:00	16.389	ISCO	12/13/07 12:00	21.572	ISCO	02/05/08 18:29	4706.423	DH-76
07/31/07 08:41	13.507	DIP	12/13/07 13:15	16.408	ISCO	02/05/08 20:30	4112.159	ISCO
07/31/07 12:00	48.528	ISCO	12/13/07 16:15	11.906	ISCO	02/05/08 21:08	4409.433	DH-76
08/01/07 12:00	40.419	ISCO	12/18/07 10:57	3.715	GRAB	02/05/08 22:45	3730.978	ISCO
08/02/07 12:00	33.858	ISCO	12/26/07 10:16	3.911	GRAB	02/05/08 23:30	3665.542	ISCO
08/03/07 12:00	30.626	ISCO	01/02/08 12:24	44.040	GRAB	02/06/08 00:45	3448.565	ISCO
08/04/07 12:00	26.818	ISCO	01/07/08 20:31	29.526	DH-76	02/06/08 02:30	2994.615	ISCO
08/05/07 12:00	52.433	ISCO	01/07/08 21:15	162.948	ISCO	02/06/08 05:30	3289.650	ISCO
08/07/07 10:37	16.663	DIP	01/07/08 22:52	500.102	DH-76	02/06/08 07:45	1730.952	DH-76
08/07/07 12:00	83.052	ISCO	01/08/08 00:15	356.013	ISCO	02/06/08 08:30	1860.656	ISCO
08/08/07 12:00	57.093	ISCO	01/08/08 01:00	2504.460	ISCO	02/06/08 11:30	2152.837	ISCO
08/09/07 12:00	46.950	ISCO	01/08/08 01:15	5413.746	ISCO	02/06/08 11:46	1210.034	DH-76
08/10/07 12:00	30.132	ISCO	01/08/08 02:00	11833.134	ISCO	02/06/08 12:00	1155.582	ISCO
08/11/07 12:00	35.306	ISCO	01/08/08 02:16	10454.396	DH-76	02/06/08 14:30	1463.781	ISCO
08/14/07 11:52	36.019	GRAB	01/08/08 03:15	7995.223	ISCO	02/06/08 17:30	1456.496	ISCO
08/21/07 10:11	14.039	GRAB	01/08/08 04:00	7361.051	ISCO	02/06/08 20:30	955.625	ISCO
08/21/07 12:00	39.617	ISCO	01/08/08 04:45	8549.313	ISCO	02/06/08 23:30	657.869	ISCO
08/23/07 12:00	25.990	ISCO	01/08/08 05:45	8967.257	ISCO	02/07/08 02:30	416.655	ISCO
08/26/07 12:00	19.148	ISCO	01/08/08 06:15	7454.255	ISCO	02/07/08 05:30	323.950	ISCO
08/28/07 09:46	24.308	GRAB	01/08/08 07:41	5202.668	DH-76	02/07/08 08:30	242.016	ISCO
09/05/07 09:48	44.532	GRAB	01/08/08 09:07	3754.828	ISCO	02/07/08 11:30	175.995	ISCO
09/11/07 09:55	27.926	GRAB	01/08/08 09:10	4122.810	DH-76	02/13/08 12:46	78.206	GRAB
09/19/07 11:11	49.021	GRAB	01/08/08 09:15	3751.540	ISCO	02/17/08 03:45	4250.215	ISCO
09/25/07 10:13	37.835	GRAB	01/08/08 09:32	4040.298	DH-76	02/17/08 05:15	12006.625	ISCO
10/03/07 08:15	493.424	ISCO	01/08/08 09:37	3671.358	ISCO	02/17/08 07:15	17944.268	ISCO
10/03/07 11:15	704.530	ISCO	01/08/08 10:45	3418.853	ISCO	02/17/08 07:28	8929.263	DH-76
10/03/07 12:00	667.945	ISCO	01/08/08 12:00	2959.929	ISCO	02/17/08 10:15	7602.605	ISCO
10/03/07 14:15	536.691	ISCO	01/08/08 12:15	2793.548	ISCO	02/17/08 11:43	4037.084	DH-76
10/03/07 17:15	460.079	ISCO	01/08/08 14:00	2552.007	ISCO	02/17/08 13:15	4741.889	ISCO
10/04/07 08:15	222.200	ISCO	01/08/08 15:15	2236.454	ISCO	02/17/08 16:15	4565.516	ISCO
10/04/07 11:15	215.953	ISCO	01/08/08 15:50	1979.140	DH-76	02/17/08 19:15	2741.409	ISCO
10/04/07 12:00	193.823	ISCO	01/08/08 16:15	1814.868	ISCO	02/18/08 13:18	202.097	DIP
10/06/07 12:00	55.745	ISCO	01/08/08 19:15	1717.824	ISCO	02/19/08 12:00	215.235	ISCO
10/10/07 12:00	21.744	ISCO	01/08/08 22:15	1162.507	ISCO	02/19/08 13:15	268.232	ISCO
10/10/07 12:22	13.146	GRAB	01/09/08 01:15	844.991	ISCO	02/25/08 11:41	19.215	GRAB
10/15/07 12:00	15.363	ISCO	01/09/08 04:15	611.761	ISCO	03/04/08 11:03	59.102	DIP
10/16/07 10:17	10.619	GRAB	01/09/08 07:15	581.986	ISCO	03/11/08 09:49	38.872	DIP
10/23/07 10:06	13.943	GRAB	01/09/08 09:25	432.863	DH-76	03/11/08 12:00	24.066	ISCO
10/29/07 12:00	10.719	ISCO	01/09/08 10:15	460.135	ISCO	03/13/08 12:00	21.013	ISCO
10/30/07 10:20	11.080	GRAB	01/09/08 12:00	407.960	ISCO	03/14/08 12:00	18.682	ISCO
11/06/07 10:34	30.187	GRAB	01/09/08 13:15	342.976	ISCO	03/15/08 12:00	17.614	ISCO
11/13/07 12:26	31.621	GRAB	01/09/08 16:15	300.371	ISCO	03/17/08 12:00	40.900	ISCO
11/19/07 09:58	10.157	GRAB	01/09/08 19:15	303.526	ISCO	03/17/08 13:39	126.091	DIP
11/22/07 12:00	18.002	ISCO	01/09/08 22:15	263.582	ISCO	03/17/08 15:45	360.181	ISCO
11/27/07 11:37	11.635	GRAB	01/10/08 01:15	252.369	ISCO	03/17/08 18:45	475.311	ISCO
11/27/07 12:00	14.558	ISCO	01/10/08 04:15	217.612	ISCO	03/17/08 21:45	480.580	ISCO
11/28/07 12:00	36.517	ISCO	01/10/08 07:15	194.764	ISCO	03/18/08 00:45	424.005	ISCO
11/29/07 12:00	18.767	ISCO	01/10/08 10:15	170.327	ISCO	03/18/08 03:45	339.514	ISCO
12/04/07 09:34	10.139	GRAB	01/10/08 12:00	143.031	ISCO	03/18/08 06:45	264.142	ISCO
12/11/07 09:43	18.868	GRAB	01/10/08 13:15	130.940	ISCO	03/18/08 08:22	238.630	GRAB
12/11/07 10:15	28.502	ISCO	01/10/08 16:15	124.451	ISCO	03/18/08 09:45	203.350	ISCO
12/11/07 12:00	52.894	ISCO	01/10/08 19:15	125.865	ISCO	03/18/08 12:00	168.348	ISCO
12/11/07 13:15	65.084	ISCO	01/10/08 22:15	110.675	ISCO	03/18/08 12:45	163.411	ISCO
12/11/07 19:15	272.679	ISCO	01/11/08 01:15	109.804	ISCO	03/18/08 15:45	136.862	ISCO
12/11/07 22:15	119.038	ISCO	01/11/08 04:15	115.187	ISCO	03/18/08 18:45	166.976	ISCO
12/12/07 01:15	45.451	ISCO	01/11/08 07:15	109.123	ISCO	03/18/08 21:45	139.196	ISCO
12/12/07 04:15	35.813	ISCO	01/15/08 11:25	33.231	GRAB	03/19/08 00:45	142.868	ISCO
12/12/07 07:15	44.923	ISCO	01/22/08 12:01	20.919	GRAB	03/19/08 03:45	139.212	ISCO
12/12/07 10:15	40.756	ISCO	01/29/08 11:15	15.387	DIP	03/19/08 06:45	148.071	ISCO
12/12/07 12:00	23.959	ISCO	02/05/08 11:11	668.959	DH-76	03/19/08 09:45	129.768	ISCO
12/12/07 13:15	18.350	ISCO	02/05/08 11:30	621.365	ISCO	03/19/08 12:00	121.990	ISCO
12/12/07 16:15	14.671	ISCO	02/05/08 12:00	606.864	ISCO	03/19/08 12:45	106.374	ISCO
12/12/07 19:15	12.566	ISCO	02/05/08 15:15	3981.697	ISCO	03/19/08 15:45	108.195	ISCO
12/12/07 22:15	14.878	ISCO	02/05/08 15:38	4286.360	DH-76	03/19/08 18:45	138.727	ISCO
12/13/07 01:15	18.597	ISCO	02/05/08 16:00	6393.260	ISCO	03/19/08 21:45	143.667	ISCO
12/13/07 04:15	21.416	ISCO	02/05/08 17:00	5613.683	ISCO	03/20/08 00:45	125.025	ISCO
12/13/07 07:15	23.350	ISCO	02/05/08 17:30	5300.179	ISCO	03/20/08 03:45	108.602	ISCO

**Table C1. (Continued)**

Date/Time (CST)	SSC (mg/L)	Sampling Method	Date/Time (CST)	SSC (mg/L)	Sampling Method	Date/Time (CST)	SSC (mg/L)	Sampling Method
03/20/08 06:45	88.500	ISCO	04/24/08 12:00	39.347	ISCO	06/03/08 04:30	22213.845	ISCO
03/20/08 09:45	73.138	ISCO	04/25/08 12:00	26.011	ISCO	06/03/08 04:40	24780.074	DH-76
03/20/08 12:00	65.918	ISCO	04/26/08 12:00	32.631	ISCO	06/03/08 04:45	20092.517	ISCO
03/20/08 12:45	63.182	ISCO	04/27/08 12:00	27.517	ISCO	06/03/08 06:15	11932.516	ISCO
03/20/08 15:45	79.575	ISCO	04/28/08 12:00	25.591	ISCO	06/03/08 06:30	10993.629	ISCO
03/24/08 10:48	13.584	DIP	04/29/08 10:43	48.717	DIP	06/03/08 06:45	10379.435	ISCO
03/24/08 12:00	26.120	ISCO	04/29/08 12:00	28.323	ISCO	06/03/08 07:30	8925.965	DH-76
04/01/08 09:36	28.420	DIP	04/30/08 12:00	29.878	ISCO	06/03/08 07:30	8468.062	ISCO
04/01/08 12:00	90.581	ISCO	05/01/08 12:00	23.159	ISCO	06/03/08 08:45	7275.952	ISCO
04/02/08 12:00	34.414	ISCO	05/02/08 12:00	26.094	ISCO	06/03/08 11:00	5502.381	ISCO
04/03/08 12:00	32.105	ISCO	05/03/08 12:00	16.701	ISCO	06/03/08 11:02	5969.335	DH-76
04/04/08 12:00	28.102	ISCO	05/04/08 12:00	24.260	ISCO	06/03/08 12:00	5476.869	ISCO
04/05/08 12:00	31.356	ISCO	05/05/08 12:00	26.241	ISCO	06/03/08 14:00	6144.585	ISCO
04/06/08 12:00	70.187	ISCO	05/06/08 10:22	53.216	DIP	06/03/08 16:00	4343.024	ISCO
04/07/08 09:42	60.205	DIP	05/06/08 12:00	74.979	ISCO	06/03/08 17:00	2912.984	ISCO
04/07/08 12:00	33.696	ISCO	05/07/08 12:00	94.877	ISCO	06/03/08 17:56	2703.055	DH-76
04/08/08 12:00	36.689	ISCO	05/08/08 12:00	69.747	ISCO	06/03/08 19:45	8083.542	ISCO
04/09/08 12:00	36.382	ISCO	05/09/08 12:00	50.531	ISCO	06/03/08 20:00	8994.948	ISCO
04/10/08 05:45	210.744	ISCO	05/10/08 12:00	55.888	ISCO	06/03/08 20:30	8053.055	ISCO
04/10/08 08:45	2773.994	ISCO	05/11/08 01:00	1569.879	ISCO	06/03/08 21:00	11005.311	ISCO
04/10/08 11:15	6687.042	ISCO	05/11/08 04:00	388.099	ISCO	06/03/08 22:00	11012.404	ISCO
04/10/08 11:45	8135.834	ISCO	05/11/08 07:00	456.328	ISCO	06/03/08 23:00	6930.507	ISCO
04/10/08 12:00	8240.161	ISCO	05/11/08 10:00	307.063	ISCO	06/03/08 23:30	5463.739	ISCO
04/10/08 14:45	5990.133	ISCO	05/11/08 12:00	259.256	ISCO	06/04/08 02:00	3278.970	ISCO
04/10/08 17:45	3699.669	ISCO	05/11/08 13:00	309.256	ISCO	06/04/08 02:45	3214.766	ISCO
04/10/08 20:45	1745.875	ISCO	05/11/08 16:00	561.778	ISCO	06/04/08 03:00	3260.096	ISCO
04/10/08 23:45	1147.157	ISCO	05/11/08 19:00	178.816	ISCO	06/04/08 03:15	3458.141	ISCO
04/11/08 02:45	845.366	ISCO	05/11/08 22:00	97.308	ISCO	06/04/08 03:30	3606.814	ISCO
04/11/08 05:45	669.640	ISCO	05/12/08 01:00	98.557	ISCO	06/04/08 03:45	3978.354	ISCO
04/11/08 08:45	531.620	ISCO	05/12/08 04:00	83.140	ISCO	06/04/08 04:00	4194.369	ISCO
04/11/08 11:45	437.981	ISCO	05/12/08 12:00	64.682	ISCO	06/04/08 04:15	4474.697	ISCO
04/11/08 12:00	430.612	ISCO	05/13/08 09:18	48.302	DH-48	06/04/08 04:30	4761.796	ISCO
04/11/08 14:45	359.471	ISCO	05/13/08 12:00	112.270	ISCO	06/04/08 05:00	5401.476	ISCO
04/11/08 17:45	313.323	ISCO	05/14/08 12:00	102.282	ISCO	06/04/08 06:15	4511.072	ISCO
04/11/08 20:45	273.403	ISCO	05/15/08 12:00	100.986	ISCO	06/04/08 07:30	4032.067	DH-76
04/11/08 23:45	236.366	ISCO	05/16/08 12:00	95.751	ISCO	06/04/08 15:41	1697.423	DH-76
04/12/08 02:45	218.574	ISCO	05/17/08 12:00	78.071	ISCO	06/04/08 17:00	1394.978	ISCO
04/12/08 05:45	188.054	ISCO	05/18/08 12:00	82.750	ISCO	06/04/08 20:00	1076.514	ISCO
04/12/08 08:45	160.788	ISCO	05/19/08 12:00	68.154	ISCO	06/04/08 23:00	860.610	ISCO
04/15/08 10:35	65.211	DIP	05/20/08 10:34	44.974	DH-48	06/05/08 02:00	738.494	ISCO
04/15/08 12:00	107.156	ISCO	05/20/08 12:00	70.992	ISCO	06/05/08 05:00	634.049	ISCO
04/15/08 13:30	101.927	ISCO	05/21/08 12:00	62.079	ISCO	06/05/08 07:09	535.707	DH-76
04/15/08 16:30	83.293	ISCO	05/22/08 12:00	46.708	ISCO	06/05/08 08:00	519.563	ISCO
04/15/08 19:30	100.726	ISCO	05/23/08 12:00	60.055	ISCO	06/05/08 11:00	451.987	ISCO
04/15/08 22:30	122.642	ISCO	05/24/08 12:00	72.473	ISCO	06/05/08 12:00	424.160	ISCO
04/16/08 01:30	93.939	ISCO	05/25/08 12:00	43.733	ISCO	06/05/08 14:00	396.070	ISCO
04/16/08 04:30	76.500	ISCO	05/25/08 17:15	124.773	ISCO	06/05/08 17:00	350.395	ISCO
04/16/08 07:30	83.889	ISCO	05/25/08 20:15	97.570	ISCO	06/05/08 20:00	327.208	ISCO
04/16/08 10:30	108.697	ISCO	05/25/08 23:15	60.812	ISCO	06/05/08 23:00	288.950	ISCO
04/16/08 12:00	105.006	ISCO	05/26/08 12:00	81.762	ISCO	06/06/08 02:00	268.681	ISCO
04/16/08 13:30	89.715	ISCO	05/27/08 11:34	29.079	DH-76	06/06/08 05:00	234.486	ISCO
04/16/08 16:30	103.610	ISCO	05/27/08 12:00	50.871	ISCO	06/06/08 08:00	209.184	ISCO
04/16/08 19:30	110.998	ISCO	05/28/08 12:00	102.110	ISCO	06/06/08 11:00	176.263	ISCO
04/16/08 22:30	104.711	ISCO	05/29/08 12:00	65.917	ISCO	06/06/08 12:00	170.870	ISCO
04/17/08 01:30	63.769	ISCO	05/30/08 12:00	74.369	ISCO	06/06/08 14:00	158.744	ISCO
04/17/08 12:00	69.493	ISCO	05/30/08 21:00	229.603	ISCO	06/06/08 17:00	147.283	ISCO
04/18/08 12:00	50.422	ISCO	05/31/08 00:00	384.603	ISCO	06/06/08 20:00	132.385	ISCO
04/18/08 16:15	91.395	ISCO	05/31/08 03:00	309.967	ISCO	06/06/08 23:00	134.071	ISCO
04/18/08 19:15	107.811	ISCO	05/31/08 06:00	412.350	ISCO	06/07/08 02:00	118.775	ISCO
04/18/08 22:15	190.868	ISCO	05/31/08 09:00	268.933	ISCO	06/07/08 05:00	115.136	ISCO
04/19/08 01:15	224.667	ISCO	05/31/08 12:00	282.039	ISCO	06/07/08 08:00	107.294	ISCO
04/19/08 04:15	629.286	ISCO	06/01/08 12:00	99.341	ISCO	06/10/08 12:49	40.784	GRAB
04/19/08 07:15	401.745	ISCO	06/02/08 12:00	107.184	ISCO	06/11/08 12:00	103.109	ISCO
04/19/08 10:15	108.755	ISCO	06/03/08 00:30	418.043	ISCO	06/12/08 12:00	70.776	ISCO
04/22/08 09:52	41.691	DIP	06/03/08 01:15	7328.094	ISCO	06/13/08 12:00	70.051	ISCO
04/22/08 12:00	58.955	ISCO	06/03/08 03:30	4594.095	ISCO	06/14/08 12:00	67.849	ISCO
04/23/08 12:00	53.781	ISCO	06/03/08 04:15	10490.940	ISCO	06/15/08 12:00	54.168	ISCO

**Table C1. (Continued)**

Date/Time (CST)	SSC (mg/L)	Sampling Method	Date/Time (CST)	SSC (mg/L)	Sampling Method	Date/Time (CST)	SSC (mg/L)	Sampling Method
06/16/08 12:00	42.793	ISCO	07/12/08 06:15	2895.443	ISCO	08/21/08 12:00	51.945	ISCO
06/17/08 09:51	43.032	DH-48	07/15/08 09:40	42.902	DH-48	08/22/08 12:00	31.204	ISCO
06/17/08 12:00	78.096	ISCO	07/15/08 10:30	129.271	ISCO	08/23/08 12:00	23.853	ISCO
06/18/08 12:00	68.549	ISCO	07/15/08 12:00	96.341	ISCO	08/24/08 12:00	13.629	ISCO
06/19/08 12:00	69.412	ISCO	07/15/08 13:30	100.538	ISCO	08/25/08 12:00	12.852	ISCO
06/20/08 12:00	51.331	ISCO	07/15/08 16:30	101.325	ISCO	08/26/08 11:48	11.457	DIP
06/21/08 12:00	58.069	ISCO	07/15/08 19:30	100.466	ISCO	08/26/08 12:00	48.474	ISCO
06/22/08 12:00	65.602	ISCO	07/15/08 22:30	104.457	ISCO	08/27/08 12:00	43.317	ISCO
06/23/08 12:00	50.374	ISCO	07/16/08 01:30	112.019	ISCO	08/28/08 12:00	30.833	ISCO
06/24/08 10:16	59.351	GRAB	07/16/08 04:30	102.658	ISCO	08/28/08 20:30	663.125	ISCO
06/24/08 12:00	73.501	ISCO	07/16/08 07:30	91.445	ISCO	08/28/08 22:14	1062.055	DH-76
06/25/08 12:00	78.322	ISCO	07/16/08 10:30	86.756	ISCO	08/28/08 23:30	1005.481	ISCO
06/26/08 12:00	60.186	ISCO	07/16/08 12:00	84.870	ISCO	08/29/08 02:30	927.085	ISCO
06/27/08 12:00	65.462	ISCO	07/16/08 13:30	89.906	ISCO	08/29/08 05:30	789.942	ISCO
06/27/08 19:00	138.350	ISCO	07/17/08 12:00	74.830	ISCO	08/29/08 07:18	436.078	DH-76
06/27/08 22:00	113.548	ISCO	07/18/08 12:00	68.748	ISCO	08/29/08 08:30	343.376	ISCO
06/28/08 01:00	103.674	ISCO	07/19/08 12:00	55.623	ISCO	08/29/08 11:30	225.603	ISCO
06/28/08 12:00	68.520	ISCO	07/20/08 12:00	51.654	ISCO	08/29/08 12:00	220.863	ISCO
06/29/08 12:00	56.049	ISCO	07/21/08 12:00	36.314	ISCO	08/30/08 12:00	79.220	ISCO
06/30/08 11:48	45.873	DIP	07/21/08 20:30	3205.780	ISCO	08/31/08 12:00	42.102	ISCO
06/30/08 12:00	97.989	ISCO	07/21/08 20:45	9838.086	ISCO	09/01/08 12:00	29.123	ISCO
07/01/08 12:00	89.296	ISCO	07/21/08 21:00	8883.146	ISCO	09/02/08 11:04	21.838	DIP
07/02/08 12:00	95.133	ISCO	07/21/08 21:30	5799.355	ISCO	09/02/08 12:00	30.579	ISCO
07/03/08 07:00	471.982	ISCO	07/21/08 23:00	2657.159	ISCO	09/03/08 12:00	24.342	ISCO
07/03/08 07:45	4564.542	ISCO	07/22/08 09:37	275.868	DH-76	09/04/08 12:00	310.581	ISCO
07/03/08 08:00	5176.174	ISCO	07/22/08 09:43	274.246	ISCO	09/04/08 12:30	396.615	ISCO
07/03/08 08:30	9817.154	ISCO	07/22/08 09:45	275.669	DH-76	09/04/08 14:30	2308.664	ISCO
07/03/08 09:00	7686.659	ISCO	07/22/08 09:45	286.463	ISCO	09/04/08 15:30	2033.019	ISCO
07/03/08 10:00	4847.942	ISCO	07/22/08 10:00	278.899	DH-76	09/04/08 18:30	1428.256	ISCO
07/03/08 11:00	3618.068	ISCO	07/22/08 10:03	271.143	ISCO	09/04/08 21:30	697.787	ISCO
07/03/08 12:00	2748.185	ISCO	07/22/08 11:00	216.018	ISCO	09/05/08 00:30	348.708	ISCO
07/03/08 13:00	2089.636	ISCO	07/22/08 12:00	180.085	ISCO	09/05/08 03:30	190.057	ISCO
07/03/08 15:15	1101.786	ISCO	07/22/08 14:00	133.914	ISCO	09/05/08 06:30	132.439	ISCO
07/03/08 16:00	889.629	ISCO	07/23/08 12:00	77.310	ISCO	09/05/08 09:30	96.704	ISCO
07/03/08 19:00	521.377	ISCO	07/24/08 12:00	69.670	ISCO	09/05/08 12:00	82.661	ISCO
07/03/08 22:00	349.202	ISCO	07/25/08 12:00	56.983	ISCO	09/05/08 12:30	78.207	ISCO
07/04/08 01:00	256.858	ISCO	07/26/08 12:00	44.813	ISCO	09/06/08 12:00	39.914	ISCO
07/04/08 04:00	199.765	ISCO	07/27/08 12:00	43.621	ISCO	09/07/08 12:00	41.350	ISCO
07/04/08 07:00	167.981	ISCO	07/28/08 12:00	73.083	ISCO	09/08/08 11:30	297.237	ISCO
07/04/08 10:00	131.979	ISCO	07/29/08 10:51	24.509	DIP	09/08/08 12:00	538.768	ISCO
07/04/08 12:00	109.771	ISCO	07/29/08 12:00	72.489	ISCO	09/08/08 14:30	335.795	ISCO
07/04/08 13:00	98.973	ISCO	07/30/08 12:00	74.430	ISCO	09/08/08 17:30	394.373	ISCO
07/04/08 16:00	93.702	ISCO	07/31/08 12:00	48.738	ISCO	09/08/08 20:30	378.881	ISCO
07/04/08 19:00	89.842	ISCO	08/01/08 12:00	43.898	ISCO	09/08/08 23:30	195.568	ISCO
07/09/08 12:43	128.388	DH-76	08/02/08 12:00	33.622	ISCO	09/09/08 02:30	140.185	ISCO
07/09/08 15:45	125.038	ISCO	08/03/08 12:00	24.531	ISCO	09/09/08 05:30	124.501	ISCO
07/09/08 18:45	119.636	ISCO	08/04/08 10:34	31.418	DIP	09/10/08 10:36	25.240	DH-48
07/09/08 21:45	116.488	ISCO	08/05/08 12:00	92.135	ISCO	09/10/08 10:45	60.902	ISCO
07/10/08 00:45	126.485	ISCO	08/06/08 00:30	348.313	ISCO	09/10/08 12:00	57.891	ISCO
07/10/08 03:45	113.287	ISCO	08/06/08 03:30	237.555	ISCO	09/11/08 09:15	551.859	ISCO
07/10/08 06:45	102.183	ISCO	08/06/08 06:30	206.377	ISCO	09/11/08 12:00	898.693	ISCO
07/10/08 09:45	85.493	ISCO	08/06/08 12:00	87.948	ISCO	09/11/08 12:15	1101.343	ISCO
07/10/08 12:00	77.474	ISCO	08/07/08 12:00	48.091	ISCO	09/11/08 15:15	1596.445	ISCO
07/10/08 12:45	68.596	ISCO	08/08/08 12:00	60.990	ISCO	09/11/08 18:15	835.803	ISCO
07/10/08 15:45	74.836	ISCO	08/09/08 12:00	54.271	ISCO	09/11/08 21:15	763.535	ISCO
07/10/08 18:45	63.786	ISCO	08/10/08 12:00	40.647	ISCO	09/12/08 00:15	459.256	ISCO
07/10/08 21:45	78.706	ISCO	08/11/08 12:00	38.072	ISCO	09/12/08 03:15	250.678	ISCO
07/11/08 00:45	63.202	ISCO	08/12/08 10:54	24.874	DIP	09/12/08 06:15	365.986	ISCO
07/11/08 12:00	63.433	ISCO	08/12/08 12:00	75.872	ISCO	09/12/08 09:15	481.213	ISCO
07/11/08 22:45	287.525	ISCO	08/13/08 12:00	64.436	ISCO	09/12/08 12:00	977.776	ISCO
07/12/08 01:00	1783.507	ISCO	08/14/08 12:00	57.692	ISCO	09/12/08 12:15	1032.037	ISCO
07/12/08 01:30	2812.140	ISCO	08/15/08 12:00	39.817	ISCO	09/12/08 15:15	791.930	ISCO
07/12/08 01:45	6040.407	ISCO	08/16/08 12:00	45.591	ISCO	09/12/08 18:15	501.261	ISCO
07/12/08 02:00	8181.432	ISCO	08/17/08 12:00	45.503	ISCO	09/12/08 21:15	360.554	ISCO
07/12/08 02:15	11399.314	ISCO	08/18/08 12:00	41.191	ISCO	09/13/08 00:15	280.954	ISCO
07/12/08 04:45	4534.767	ISCO	08/19/08 12:00	30.092	ISCO	09/13/08 03:15	248.906	ISCO
07/12/08 05:30	3378.528	ISCO	08/20/08 09:26	18.007	DIP	09/13/08 06:15	222.081	ISCO

**Table C1. (Continued)**

Date/Time (CST)	SSC (mg/L)	Sampling Method	Date/Time (CST)	SSC (mg/L)	Sampling Method	Date/Time (CST)	SSC (mg/L)	Sampling Method
09/13/08 09:15	185.313	ISCO	10/24/08 12:00	31.278	ISCO	01/27/09 09:51	79.667	GRAB
09/13/08 12:00	166.599	ISCO	10/25/08 12:00	57.688	ISCO	02/03/09 11:28	100.417	GRAB
09/13/08 12:15	151.417	ISCO	10/26/08 12:00	52.349	ISCO	02/10/09 11:48	90.423	GRAB
09/13/08 15:15	165.641	ISCO	10/27/08 12:00	49.790	ISCO	02/11/09 07:15	1300.512	ISCO
09/14/08 20:18	1737.910	DH-76	10/28/08 12:00	40.987	ISCO	02/11/09 09:36	865.623	DH-76
09/14/08 21:00	1575.432	ISCO	10/28/08 12:58	99.371	DH-48	02/11/09 10:15	787.541	ISCO
09/14/08 21:15	1554.017	ISCO	10/29/08 12:00	97.539	ISCO	02/11/09 12:00	565.780	ISCO
09/15/08 00:15	1133.361	ISCO	10/30/08 12:00	58.493	ISCO	02/11/09 13:15	531.853	ISCO
09/15/08 03:15	908.117	ISCO	10/31/08 12:00	47.729	ISCO	02/11/09 13:30	586.165	DH-76
09/15/08 06:15	710.570	ISCO	11/01/08 12:00	51.573	ISCO	02/11/09 16:15	935.226	ISCO
09/15/08 06:31	710.337	DH-76	11/04/08 11:11	53.932	DIP	02/11/09 19:15	710.179	ISCO
09/15/08 09:15	565.128	ISCO	11/04/08 12:00	68.290	ISCO	02/11/09 22:15	410.603	ISCO
09/15/08 12:00	476.846	ISCO	11/05/08 12:00	67.675	ISCO	02/12/09 01:15	275.559	ISCO
09/15/08 12:15	469.314	ISCO	11/06/08 12:00	62.741	ISCO	02/12/09 04:15	177.193	ISCO
09/15/08 15:15	383.874	ISCO	11/07/08 12:00	69.836	ISCO	02/12/09 07:15	122.981	ISCO
09/15/08 18:15	370.550	ISCO	11/08/08 12:00	72.937	ISCO	02/12/09 09:55	187.439	DH-76
09/16/08 00:15	282.130	ISCO	11/09/08 12:00	87.511	ISCO	02/12/09 12:00	76.823	ISCO
09/16/08 03:15	254.120	ISCO	11/10/08 12:18	57.950	DIP	02/13/09 12:00	62.135	ISCO
09/16/08 06:15	220.981	ISCO	11/11/08 12:00	82.511	ISCO	02/14/09 12:00	48.880	ISCO
09/16/08 09:15	207.922	ISCO	11/12/08 12:00	82.233	ISCO	02/15/09 12:00	52.738	ISCO
09/16/08 09:43	171.014	DH-76	11/13/08 12:00	72.092	ISCO	02/16/09 12:00	61.589	ISCO
09/16/08 10:00	175.998	ISCO	11/14/08 12:00	49.147	ISCO	02/17/09 12:00	59.183	ISCO
09/16/08 12:00	170.721	ISCO	11/15/08 12:00	64.632	ISCO	02/17/09 14:33	160.412	GRAB
09/16/08 13:00	159.053	ISCO	11/16/08 12:00	54.217	ISCO	02/25/09 11:07	162.182	GRAB
09/16/08 16:00	177.007	ISCO	11/17/08 12:00	92.043	ISCO	02/25/09 12:00	66.677	ISCO
09/16/08 19:00	189.303	ISCO	11/18/08 11:56	135.618	DIP	02/26/09 12:00	133.935	ISCO
09/16/08 22:00	198.270	ISCO	11/18/08 12:00	89.138	ISCO	02/26/09 14:00	10616.168	ISCO
09/17/08 01:00	193.516	ISCO	11/19/08 12:00	87.502	ISCO	02/26/09 14:15	18457.693	ISCO
09/17/08 04:00	195.958	ISCO	11/20/08 12:00	77.335	ISCO	02/26/09 14:30	31044.595	ISCO
09/17/08 07:00	183.407	ISCO	11/23/08 12:00	89.825	ISCO	02/26/09 14:45	48289.045	ISCO
09/23/08 10:44	24.078	DH-48	11/24/08 12:00	59.974	ISCO	02/26/09 15:15	21955.242	ISCO
09/24/08 12:00	90.417	ISCO	11/24/08 12:02	87.745	DIP	02/26/09 15:30	17716.264	ISCO
09/25/08 12:00	68.234	ISCO	11/25/08 12:00	87.607	ISCO	02/26/09 15:45	13803.855	ISCO
09/26/08 12:00	59.923	ISCO	11/26/08 12:00	63.246	ISCO	02/26/09 16:00	11839.935	ISCO
09/27/08 12:00	49.583	ISCO	11/27/08 12:00	106.751	ISCO	02/26/09 16:45	8156.073	ISCO
09/28/08 12:00	54.664	ISCO	11/28/08 12:00	103.179	ISCO	02/26/09 17:00	6757.997	ISCO
09/29/08 12:00	67.394	ISCO	11/29/08 12:00	82.283	ISCO	02/26/09 20:00	3866.708	ISCO
09/30/08 12:00	50.167	ISCO	11/30/08 12:00	70.698	ISCO	02/26/09 20:45	14842.589	ISCO
10/01/08 10:19	21.589	DIP	12/01/08 12:00	68.423	ISCO	02/26/09 23:00	3283.116	ISCO
10/01/08 12:00	66.070	ISCO	12/02/08 11:41	32.748	DIP	02/27/09 02:00	1262.558	ISCO
10/02/08 12:00	34.043	ISCO	12/09/08 15:44	9.748	GRAB	02/27/09 05:00	676.602	ISCO
10/03/08 12:00	31.196	ISCO	12/16/08 10:32	129.043	GRAB	02/27/09 08:00	409.943	ISCO
10/04/08 12:00	33.324	ISCO	12/27/08 16:08	4894.035	DIP	02/27/09 11:00	284.925	ISCO
10/05/08 12:00	29.976	ISCO	12/27/08 18:30	5781.292	ISCO	02/27/09 12:00	245.276	ISCO
10/06/08 10:11	95.676	DIP	12/27/08 21:30	3908.054	ISCO	02/27/09 14:00	229.671	ISCO
10/06/08 12:00	36.781	ISCO	12/28/08 00:30	2467.218	ISCO	02/27/09 17:00	184.349	ISCO
10/07/08 12:00	33.790	ISCO	12/28/08 03:30	1453.319	ISCO	02/27/09 20:00	188.524	ISCO
10/08/08 12:00	30.466	ISCO	12/28/08 06:30	910.539	ISCO	02/27/09 23:00	191.943	ISCO
10/09/08 12:00	27.654	ISCO	12/28/08 09:30	623.411	ISCO	03/03/09 12:19	231.758	GRAB
10/10/08 12:00	23.369	ISCO	12/28/08 12:30	318.712	ISCO	03/04/09 12:00	103.932	ISCO
10/11/08 12:00	25.150	ISCO	12/28/08 15:30	318.888	ISCO	03/05/09 12:00	112.549	ISCO
10/12/08 12:00	25.183	ISCO	12/28/08 18:30	279.189	ISCO	03/06/09 12:00	95.484	ISCO
10/13/08 12:00	20.686	ISCO	12/28/08 21:30	240.460	ISCO	03/07/09 12:00	93.632	ISCO
10/14/08 11:52	40.030	DIP	12/29/08 00:30	223.280	ISCO	03/08/09 12:00	185.782	ISCO
10/14/08 12:00	31.688	ISCO	12/29/08 03:30	201.276	ISCO	03/09/09 10:27	192.349	GRAB
10/15/08 07:30	996.709	ISCO	12/29/08 06:30	171.180	ISCO	03/09/09 12:00	83.759	ISCO
10/15/08 10:30	232.944	ISCO	12/29/08 09:30	157.261	ISCO	03/10/09 03:45	543.106	ISCO
10/15/08 12:00	209.023	ISCO	12/29/08 12:00	169.276	ISCO	03/10/09 06:30	4032.960	ISCO
10/16/08 12:00	63.295	ISCO	12/29/08 12:21	116.688	DH-76	03/10/09 06:45	3936.220	ISCO
10/17/08 12:00	41.933	ISCO	12/29/08 12:30	140.530	ISCO	03/10/09 07:25	3861.244	DH-76
10/18/08 12:00	50.578	ISCO	12/29/08 15:30	153.682	ISCO	03/10/09 09:05	4488.128	ISCO
10/19/08 12:00	35.720	ISCO	12/29/08 18:30	114.939	ISCO	03/10/09 09:07	4567.164	DH-76
10/20/08 12:00	45.616	ISCO	12/29/08 21:30	115.256	ISCO	03/10/09 09:27	4699.233	DH-76
10/21/08 10:57	87.067	DH-48	12/30/08 09:30	147.279	ISCO	03/10/09 09:31	4514.620	ISCO
10/21/08 12:00	53.120	ISCO	01/06/09 12:19	97.667	GRAB	03/10/09 09:45	4157.303	ISCO
10/22/08 12:00	55.578	ISCO	01/13/09 14:02	107.666	GRAB	03/10/09 12:00	2174.679	ISCO
10/23/08 12:00	68.662	ISCO	01/20/09 13:09	84.476	GRAB	03/10/09 12:45	1834.638	ISCO

**Table C1. (Continued)**

Date/Time (CST)	SSC (mg/L)	Sampling Method	Date/Time (CST)	SSC (mg/L)	Sampling Method	Date/Time (CST)	SSC (mg/L)	Sampling Method
03/10/09 15:45	1073.234	ISCO	04/10/09 12:15	1001.332	ISCO	04/30/09 11:15	1720.488	ISCO
03/10/09 18:45	1214.691	ISCO	04/10/09 15:15	528.805	ISCO	04/30/09 12:00	1534.168	ISCO
03/10/09 21:45	1283.264	ISCO	04/10/09 18:15	341.789	ISCO	04/30/09 15:00	1021.830	ISCO
03/11/09 00:45	1347.197	ISCO	04/10/09 21:15	307.789	ISCO	04/30/09 18:00	776.341	ISCO
03/11/09 03:45	878.147	ISCO	04/11/09 00:15	251.138	ISCO	04/30/09 21:00	648.691	ISCO
03/11/09 06:45	613.038	ISCO	04/11/09 12:00	142.443	ISCO	05/01/09 12:00	373.976	ISCO
03/11/09 09:45	505.499	ISCO	04/12/09 12:00	114.670	ISCO	05/02/09 12:00	228.757	ISCO
03/11/09 12:00	428.478	ISCO	04/13/09 04:00	1216.485	ISCO	05/03/09 12:00	195.066	ISCO
03/11/09 12:45	447.058	ISCO	04/13/09 05:15	3212.014	ISCO	05/04/09 12:00	193.732	ISCO
03/11/09 15:45	383.464	ISCO	04/13/09 07:00	3603.169	ISCO	05/05/09 10:30	186.435	ISCO
03/11/09 18:45	330.783	ISCO	04/13/09 12:00	1243.206	ISCO	05/05/09 10:33	161.621	DH-48
03/11/09 21:45	348.930	ISCO	04/13/09 13:00	1011.409	ISCO	05/05/09 12:00	176.299	ISCO
03/12/09 00:45	314.063	ISCO	04/13/09 16:00	643.882	ISCO	05/06/09 12:00	200.343	ISCO
03/12/09 12:00	213.108	ISCO	04/13/09 19:00	485.218	ISCO	05/07/09 12:00	175.074	ISCO
03/16/09 11:53	198.022	DH-48	04/13/09 22:00	391.732	ISCO	05/08/09 12:00	179.620	ISCO
03/17/09 12:00	177.937	ISCO	04/14/09 09:56	270.892	DH-76	05/09/09 12:00	166.124	ISCO
03/18/09 12:00	144.656	ISCO	04/14/09 12:00	270.044	ISCO	05/10/09 12:00	155.747	ISCO
03/19/09 12:00	128.270	ISCO	04/14/09 12:45	241.817	ISCO	05/11/09 12:00	168.417	ISCO
03/20/09 12:00	122.279	ISCO	04/14/09 15:45	266.100	ISCO	05/12/09 11:15	165.318	ISCO
03/21/09 12:00	124.370	ISCO	04/14/09 18:45	268.256	ISCO	05/12/09 11:34	185.874	DH-48
03/22/09 12:00	128.011	ISCO	04/15/09 12:00	206.090	ISCO	05/12/09 12:00	139.943	ISCO
03/23/09 12:00	107.853	ISCO	04/16/09 12:00	179.227	ISCO	05/13/09 12:00	355.500	ISCO
03/24/09 11:55	160.172	GRAB	04/17/09 12:00	154.975	ISCO	05/13/09 12:15	300.982	ISCO
03/24/09 12:00	128.511	ISCO	04/18/09 12:00	150.172	ISCO	05/13/09 15:15	336.522	ISCO
03/25/09 12:00	100.570	ISCO	04/19/09 02:30	5482.177	ISCO	05/13/09 18:15	217.362	ISCO
03/26/09 12:00	126.751	ISCO	04/19/09 05:30	670.145	ISCO	05/14/09 02:00	233.433	ISCO
03/27/09 12:00	100.728	ISCO	04/19/09 08:30	328.271	ISCO	05/14/09 05:00	1604.448	ISCO
03/28/09 12:00	92.705	ISCO	04/19/09 12:00	234.066	ISCO	05/14/09 07:51	1602.991	DH-76
03/28/09 17:15	510.884	ISCO	04/19/09 13:00	1067.898	ISCO	05/14/09 08:00	1516.137	ISCO
03/28/09 20:15	596.014	ISCO	04/19/09 13:30	10328.358	ISCO	05/14/09 11:00	494.580	ISCO
03/28/09 22:45	4582.465	ISCO	04/19/09 13:45	11266.998	ISCO	05/14/09 12:00	362.795	ISCO
03/28/09 23:15	6371.982	ISCO	04/19/09 14:00	14261.920	ISCO	05/14/09 14:00	251.627	ISCO
03/29/09 05:15	3149.819	ISCO	04/19/09 14:30	16486.528	ISCO	05/14/09 17:00	206.163	ISCO
03/29/09 08:15	1659.665	ISCO	04/19/09 17:15	8733.701	ISCO	05/14/09 20:00	205.828	ISCO
03/29/09 11:15	1112.670	ISCO	04/19/09 18:45	5859.723	ISCO	05/15/09 12:00	205.910	ISCO
03/29/09 12:00	1049.709	ISCO	04/19/09 19:00	5605.335	ISCO	05/15/09 16:15	958.929	ISCO
03/29/09 14:15	2049.252	ISCO	04/19/09 22:00	3366.468	ISCO	05/15/09 17:00	7826.929	ISCO
03/29/09 17:15	2269.348	ISCO	04/20/09 01:00	2358.710	ISCO	05/15/09 17:15	8064.034	ISCO
03/29/09 20:15	1857.379	ISCO	04/20/09 04:00	1750.400	ISCO	05/15/09 17:45	14232.168	ISCO
03/29/09 23:15	1205.356	ISCO	04/20/09 11:16	1122.592	DH-76	05/15/09 19:15	5017.040	ISCO
03/30/09 02:15	815.486	ISCO	04/20/09 11:45	963.668	ISCO	05/15/09 22:15	7060.931	ISCO
03/30/09 05:15	629.587	ISCO	04/20/09 12:00	935.032	ISCO	05/16/09 00:30	3440.197	ISCO
03/30/09 08:15	574.997	ISCO	04/20/09 14:45	823.904	ISCO	05/16/09 01:15	2904.901	ISCO
03/30/09 11:15	471.195	ISCO	04/20/09 17:45	712.728	ISCO	05/16/09 04:15	1685.186	ISCO
03/30/09 11:45	506.337	ISCO	04/20/09 20:45	618.028	ISCO	05/16/09 07:15	1154.157	ISCO
03/30/09 11:47	469.365	DH-76	04/21/09 12:00	375.938	ISCO	05/19/09 11:29	161.839	DH-76
03/30/09 12:15	504.050	ISCO	04/22/09 12:00	240.060	ISCO	05/19/09 12:00	199.151	ISCO
03/30/09 15:15	473.803	ISCO	04/23/09 12:00	209.433	ISCO	05/20/09 12:00	210.194	ISCO
03/30/09 18:15	460.711	ISCO	04/24/09 12:00	180.603	ISCO	05/21/09 12:00	219.172	ISCO
03/30/09 21:15	426.657	ISCO	04/25/09 12:00	202.437	ISCO	05/22/09 12:00	191.419	ISCO
03/31/09 00:15	398.779	ISCO	04/26/09 12:00	154.883	ISCO	05/23/09 12:00	157.659	ISCO
03/31/09 03:15	366.443	ISCO	04/27/09 12:00	163.897	ISCO	05/24/09 12:00	176.979	ISCO
03/31/09 12:00	305.458	ISCO	04/27/09 21:45	1181.401	ISCO	05/25/09 12:00	264.494	ISCO
04/01/09 12:00	225.405	ISCO	04/27/09 22:15	1562.015	ISCO	05/26/09 11:31	155.713	DH-48
04/02/09 12:00	179.582	ISCO	04/28/09 01:30	2511.696	ISCO	05/26/09 12:00	172.250	ISCO
04/03/09 12:00	196.943	ISCO	04/28/09 04:30	1291.266	ISCO	05/27/09 12:00	171.228	ISCO
04/04/09 12:00	134.549	ISCO	04/28/09 07:30	742.727	ISCO	05/28/09 12:00	170.679	ISCO
04/05/09 12:00	152.214	ISCO	04/28/09 10:02	540.650	DH-76	05/29/09 12:00	153.572	ISCO
04/06/09 12:00	124.135	ISCO	04/28/09 10:30	478.895	ISCO	05/30/09 12:00	146.251	ISCO
04/07/09 10:45	103.550	ISCO	04/28/09 12:00	438.629	ISCO	05/31/09 12:00	104.085	ISCO
04/07/09 10:47	171.113	DH-48	04/28/09 13:30	391.727	ISCO	06/01/09 12:00	128.239	ISCO
04/07/09 12:00	135.630	ISCO	04/29/09 12:00	215.728	ISCO	06/02/09 10:44	136.892	GRAB
04/08/09 12:00	138.863	ISCO	04/30/09 02:15	1920.066	ISCO	06/02/09 10:45	115.018	ISCO
04/09/09 12:00	155.100	ISCO	04/30/09 03:15	2270.993	ISCO	06/02/09 12:00	122.448	ISCO
04/10/09 06:15	1197.262	ISCO	04/30/09 05:15	4442.094	ISCO	06/02/09 18:45	4466.216	ISCO
04/10/09 09:15	1942.588	ISCO	04/30/09 08:15	2716.828	ISCO	06/02/09 19:30	4910.895	ISCO
04/10/09 12:00	1077.099	ISCO	04/30/09 10:43	1965.368	DH-76	06/02/09 21:45	5163.418	ISCO

**Table C1. (Continued)**

Date/Time (CST)	SSC (mg/L)	Sampling Method	Date/Time (CST)	SSC (mg/L)	Sampling Method	Date/Time (CST)	SSC (mg/L)	Sampling Method
06/03/09 00:45	5260.238	ISCO	06/29/09 12:00	154.913	ISCO	08/18/09 07:46	116.983	DIP
06/03/09 03:45	1447.612	ISCO	06/30/09 12:00	127.517	ISCO	08/18/09 10:45	101.959	ISCO
06/03/09 06:45	683.483	ISCO	07/01/09 12:00	106.534	ISCO	08/18/09 12:00	99.568	ISCO
06/03/09 09:45	456.892	ISCO	07/02/09 12:00	100.520	ISCO	08/18/09 13:45	79.022	ISCO
06/03/09 12:00	351.862	ISCO	07/03/09 12:00	92.645	ISCO	08/19/09 12:00	99.883	ISCO
06/03/09 12:45	323.655	ISCO	07/04/09 12:00	103.985	ISCO	08/19/09 13:45	1826.368	ISCO
06/04/09 12:00	234.468	ISCO	07/05/09 12:00	105.500	ISCO	08/19/09 14:15	9270.493	ISCO
06/05/09 12:00	186.239	ISCO	07/06/09 12:00	73.811	ISCO	08/19/09 14:30	13987.870	ISCO
06/06/09 12:00	152.873	ISCO	07/07/09 11:21	136.357	GRAB	08/19/09 15:00	10636.110	ISCO
06/07/09 12:00	217.747	ISCO	07/07/09 12:00	92.546	ISCO	08/19/09 16:45	5916.771	ISCO
06/08/09 12:00	169.838	ISCO	07/07/09 22:45	571.570	ISCO	08/19/09 19:15	3124.792	ISCO
06/09/09 12:00	139.562	ISCO	07/08/09 01:45	696.277	ISCO	08/19/09 19:45	3004.068	ISCO
06/09/09 12:30	143.030	ISCO	07/08/09 04:45	434.691	ISCO	08/19/09 21:00	2075.079	ISCO
06/09/09 12:30	174.650	GRAB	07/14/09 11:21	129.310	GRAB	08/19/09 22:45	1203.922	ISCO
06/10/09 12:00	162.948	ISCO	07/15/09 06:30	714.035	ISCO	08/20/09 01:45	575.894	ISCO
06/11/09 00:00	4770.165	ISCO	07/15/09 09:30	1925.445	ISCO	08/20/09 04:45	389.346	ISCO
06/11/09 00:30	9972.104	ISCO	07/15/09 09:51	2244.228	DH-76	08/20/09 07:45	282.294	ISCO
06/11/09 03:00	2694.841	ISCO	07/15/09 12:00	1071.114	ISCO	08/20/09 10:45	243.990	ISCO
06/11/09 06:00	1909.905	ISCO	07/15/09 12:30	915.597	ISCO	08/20/09 12:00	222.679	ISCO
06/11/09 09:00	952.110	ISCO	07/15/09 13:01	867.432	DH-76	08/20/09 13:45	204.218	ISCO
06/11/09 12:00	491.672	ISCO	07/15/09 15:30	510.686	ISCO	08/20/09 16:45	186.826	ISCO
06/11/09 15:00	488.452	ISCO	07/15/09 18:30	282.003	ISCO	08/20/09 19:45	240.198	ISCO
06/11/09 18:00	400.791	ISCO	07/16/09 12:00	133.722	ISCO	08/20/09 22:45	182.083	ISCO
06/11/09 21:00	286.813	ISCO	07/18/09 12:00	116.874	ISCO	08/21/09 01:45	259.982	ISCO
06/12/09 00:00	233.052	ISCO	07/19/09 12:00	105.113	ISCO	08/21/09 04:45	173.056	ISCO
06/12/09 03:00	245.374	ISCO	07/20/09 10:53	136.313	GRAB	08/25/09 13:37	151.815	GRAB
06/12/09 06:00	249.304	ISCO	07/20/09 12:00	139.423	ISCO	08/26/09 12:00	123.696	ISCO
06/12/09 09:00	228.515	ISCO	07/21/09 12:00	109.925	ISCO	08/27/09 12:00	120.173	ISCO
06/12/09 12:00	218.940	ISCO	07/22/09 12:00	118.847	ISCO	08/28/09 08:30	394.217	ISCO
06/12/09 15:00	199.626	ISCO	07/23/09 12:00	120.825	ISCO	08/28/09 09:45	1927.430	ISCO
06/13/09 12:00	190.567	ISCO	07/24/09 12:00	103.786	ISCO	08/28/09 11:30	1038.102	ISCO
06/14/09 12:00	186.778	ISCO	07/27/09 09:15	118.357	ISCO	08/28/09 12:00	667.766	ISCO
06/15/09 12:00	159.099	ISCO	07/27/09 09:17	144.230	GRAB	08/28/09 14:30	353.730	ISCO
06/16/09 12:00	163.179	ISCO	07/27/09 12:00	100.918	ISCO	08/28/09 17:30	144.530	ISCO
06/17/09 11:03	198.900	GRAB	07/28/09 12:00	103.936	ISCO	08/28/09 20:30	116.329	ISCO
06/17/09 12:00	166.268	ISCO	07/28/09 16:15	731.019	ISCO	08/28/09 23:30	102.328	ISCO
06/18/09 06:15	1456.872	ISCO	07/28/09 19:15	479.554	ISCO	08/29/09 12:00	86.761	ISCO
06/18/09 09:00	3335.144	ISCO	07/28/09 22:15	230.097	ISCO	08/30/09 12:00	86.203	ISCO
06/18/09 09:15	3233.438	ISCO	07/29/09 01:15	173.206	ISCO	08/31/09 12:00	114.246	ISCO
06/18/09 12:00	2319.474	ISCO	07/29/09 12:00	65.186	ISCO	09/01/09 12:00	119.373	ISCO
06/18/09 12:15	2258.693	ISCO	07/30/09 12:00	111.071	ISCO	09/02/09 12:00	99.433	ISCO
06/18/09 15:15	894.371	ISCO	07/31/09 12:00	111.831	ISCO	09/02/09 13:44	138.602	GRAB
06/18/09 18:15	379.806	ISCO	08/01/09 12:00	81.215	ISCO	09/03/09 12:00	110.897	ISCO
06/18/09 21:15	242.850	ISCO	08/02/09 12:00	86.428	ISCO	09/04/09 12:00	90.840	ISCO
06/19/09 12:00	204.617	ISCO	08/03/09 12:00	87.168	ISCO	09/05/09 12:00	114.753	ISCO
06/19/09 19:45	515.155	ISCO	08/04/09 11:37	244.374	DH-76	09/06/09 02:45	246.171	ISCO
06/19/09 22:45	1855.235	ISCO	08/04/09 12:00	191.331	ISCO	09/06/09 04:30	1416.748	ISCO
06/20/09 01:45	2303.461	ISCO	08/04/09 12:30	225.563	ISCO	09/06/09 05:00	7001.919	ISCO
06/20/09 04:45	1384.474	ISCO	08/04/09 15:30	147.489	ISCO	09/06/09 05:15	7673.170	ISCO
06/20/09 07:45	489.190	ISCO	08/04/09 18:30	116.414	ISCO	09/06/09 05:30	7198.964	ISCO
06/20/09 10:45	267.383	ISCO	08/05/09 12:00	66.468	ISCO	09/06/09 05:45	5996.070	ISCO
06/20/09 12:00	240.479	ISCO	08/06/09 12:00	81.438	ISCO	09/06/09 06:00	3630.349	ISCO
06/20/09 13:45	216.854	ISCO	08/07/09 12:00	110.379	ISCO	09/06/09 07:15	3284.380	ISCO
06/21/09 12:00	58.201	ISCO	08/08/09 12:00	123.680	ISCO	09/06/09 07:30	2900.498	ISCO
06/22/09 11:35	197.258	GRAB	08/09/09 12:00	101.283	ISCO	09/06/09 08:15	2109.187	ISCO
06/22/09 12:00	172.092	ISCO	08/10/09 12:00	90.196	ISCO	09/06/09 08:45	1676.641	ISCO
06/23/09 12:00	165.547	ISCO	08/11/09 10:52	141.404	GRAB	09/06/09 11:15	1215.416	ISCO
06/24/09 12:00	187.186	ISCO	08/11/09 12:00	102.290	ISCO	09/06/09 11:45	1161.203	ISCO
06/25/09 12:00	182.393	ISCO	08/12/09 12:00	120.235	ISCO	09/06/09 12:00	1078.700	ISCO
06/26/09 12:00	122.643	ISCO	08/13/09 12:00	93.776	ISCO	09/06/09 14:45	620.050	ISCO
06/27/09 12:00	117.095	ISCO	08/14/09 12:00	81.380	ISCO	09/06/09 17:45	348.281	ISCO
06/27/09 21:45	2080.601	ISCO	08/15/09 12:00	54.929	ISCO	09/06/09 19:00	3020.379	ISCO
06/28/09 00:45	1364.618	ISCO	08/16/09 12:00	79.979	ISCO	09/06/09 19:45	3079.715	ISCO
06/28/09 03:45	740.454	ISCO	08/16/09 16:00	1811.869	ISCO	09/06/09 20:45	2276.301	ISCO
06/28/09 06:45	571.068	ISCO	08/16/09 16:15	4300.473	ISCO	09/06/09 22:45	895.652	ISCO
06/28/09 12:00	130.680	ISCO	08/16/09 16:45	8941.183	ISCO	09/06/09 23:45	664.170	ISCO
06/29/09 11:09	159.391	GRAB	08/16/09 19:00	2914.271	ISCO	09/09/09 13:10	136.622	GRAB



**Table C1. (Continued)**

Date/Time (CST)	SSC (mg/L)	Sampling Method	Date/Time (CST)	SSC (mg/L)	Sampling Method	Date/Time (CST)	SSC (mg/L)	Sampling Method
09/15/09 13:56	123.655	GRAB	10/08/09 07:30	161.697	ISCO	10/29/09 17:45	920.073	ISCO
09/16/09 12:00	128.969	ISCO	10/08/09 10:30	256.186	ISCO	10/29/09 18:30	1143.555	ISCO
09/17/09 12:00	118.074	ISCO	10/08/09 12:00	809.104	ISCO	10/29/09 19:15	2764.466	ISCO
09/18/09 12:00	96.690	ISCO	10/08/09 13:30	1361.500	ISCO	10/29/09 19:28	2694.638	ISCO
09/19/09 12:00	94.358	ISCO	10/08/09 16:30	1272.867	ISCO	10/29/09 19:30	2730.209	DH-76
09/20/09 10:45	485.025	ISCO	10/08/09 19:30	626.156	ISCO	10/29/09 19:53	2433.547	DH-76
09/20/09 11:15	2844.311	ISCO	10/08/09 22:30	587.632	ISCO	10/29/09 19:55	2659.119	ISCO
09/20/09 11:30	5198.798	ISCO	10/09/09 01:30	764.339	ISCO	10/29/09 20:00	2593.359	ISCO
09/20/09 11:45	5955.458	ISCO	10/09/09 04:30	685.040	ISCO	10/29/09 20:30	3116.283	ISCO
09/20/09 12:00	5577.314	ISCO	10/09/09 07:30	622.066	ISCO	10/29/09 21:15	3356.337	ISCO
09/20/09 13:45	5567.710	ISCO	10/13/09 10:50	110.460	GRAB	10/29/09 21:30	3602.866	ISCO
09/20/09 16:15	3331.699	ISCO	10/13/09 12:00	130.695	ISCO	10/30/09 00:30	3092.028	ISCO
09/20/09 16:45	2953.346	ISCO	10/14/09 01:30	297.732	ISCO	10/30/09 02:00	2408.171	ISCO
09/20/09 17:30	2889.928	ISCO	10/14/09 03:30	959.313	ISCO	10/30/09 03:30	3093.174	ISCO
09/20/09 18:21	2357.896	DH-76	10/14/09 04:30	1404.096	ISCO	10/30/09 04:00	4746.706	ISCO
09/20/09 20:30	1568.735	ISCO	10/14/09 07:30	1354.581	ISCO	10/30/09 06:30	2832.235	ISCO
09/20/09 21:15	1117.975	ISCO	10/14/09 10:30	1135.810	ISCO	10/30/09 08:15	2236.882	ISCO
09/21/09 00:15	710.870	ISCO	10/14/09 12:00	724.399	ISCO	10/30/09 09:30	2327.214	ISCO
09/21/09 03:15	470.763	ISCO	10/14/09 13:30	534.910	ISCO	10/30/09 11:20	1868.002	DH-76
09/21/09 06:15	322.567	ISCO	10/14/09 16:30	347.229	ISCO	10/30/09 12:00	1642.597	ISCO
09/21/09 08:39	245.974	DH-76	10/14/09 19:30	265.132	ISCO	10/30/09 12:30	1617.988	ISCO
09/21/09 09:15	251.187	ISCO	10/14/09 22:30	229.700	ISCO	10/30/09 15:30	1862.102	ISCO
09/21/09 12:00	241.336	ISCO	10/15/09 01:30	226.549	ISCO	10/30/09 18:30	1697.905	ISCO
09/21/09 12:15	181.218	ISCO	10/15/09 04:30	230.426	ISCO	10/30/09 21:30	1394.031	ISCO
09/21/09 15:15	200.880	ISCO	10/15/09 07:30	198.318	ISCO	10/31/09 00:30	944.158	ISCO
09/21/09 18:15	204.884	ISCO	10/15/09 10:30	170.350	ISCO	10/31/09 03:30	691.940	ISCO
09/21/09 21:15	220.704	ISCO	10/15/09 12:00	176.590	ISCO	10/31/09 06:30	550.329	ISCO
09/22/09 00:15	177.416	ISCO	10/15/09 13:30	168.942	ISCO	10/31/09 09:30	438.563	ISCO
09/22/09 03:15	186.023	ISCO	10/15/09 16:30	176.390	ISCO	10/31/09 09:45	320.723	ISCO
09/22/09 06:15	177.505	ISCO	10/15/09 19:30	186.601	ISCO	10/31/09 09:49	349.116	DH-76
09/22/09 09:15	163.518	ISCO	10/15/09 22:30	191.081	ISCO	10/31/09 10:15	318.422	ISCO
09/22/09 12:00	167.185	ISCO	10/16/09 01:30	185.266	ISCO	10/31/09 12:00	335.764	ISCO
09/22/09 12:15	159.555	ISCO	10/16/09 04:30	199.657	ISCO	10/31/09 13:15	314.568	ISCO
09/22/09 15:15	146.241	ISCO	10/16/09 07:30	160.564	ISCO	10/31/09 16:15	289.625	ISCO
09/22/09 18:15	140.562	ISCO	10/16/09 12:00	175.406	ISCO	10/31/09 19:15	280.242	ISCO
09/22/09 21:15	152.817	ISCO	10/19/09 14:55	169.455	GRAB	10/31/09 22:15	253.915	ISCO
09/23/09 00:15	155.002	ISCO	10/20/09 12:00	131.126	ISCO	11/01/09 12:00	294.544	ISCO
09/23/09 03:15	146.240	ISCO	10/21/09 12:00	80.171	ISCO	11/02/09 12:00	228.190	ISCO
09/23/09 06:15	171.213	ISCO	10/22/09 12:00	63.892	ISCO	11/03/09 11:31	175.751	GRAB
09/23/09 09:15	144.866	ISCO	10/22/09 17:30	400.569	ISCO	11/03/09 12:00	80.992	ISCO
09/28/09 13:04	142.676	GRAB	10/22/09 19:15	854.147	ISCO	11/04/09 12:00	188.548	ISCO
09/29/09 12:00	147.840	ISCO	10/22/09 20:30	1190.644	ISCO	11/05/09 12:00	156.173	ISCO
09/30/09 12:00	100.696	ISCO	10/22/09 23:30	1236.680	ISCO	11/06/09 12:00	104.426	ISCO
10/01/09 12:00	124.181	ISCO	10/23/09 02:15	1660.155	ISCO	11/07/09 12:00	91.808	ISCO
10/02/09 12:00	100.520	ISCO	10/23/09 04:00	2750.474	ISCO	11/08/09 12:00	141.277	ISCO
10/03/09 12:00	109.049	ISCO	10/23/09 05:30	3356.245	ISCO	11/09/09 12:00	99.192	ISCO
10/04/09 12:00	81.690	ISCO	10/23/09 07:45	2160.312	ISCO	11/10/09 11:54	126.772	GRAB
10/05/09 12:00	66.253	ISCO	10/23/09 08:30	1884.577	ISCO	11/11/09 12:00	145.485	ISCO
10/06/09 05:15	722.462	ISCO	10/23/09 09:57	1616.108	DH-76	11/12/09 12:00	102.279	ISCO
10/06/09 06:00	3169.968	ISCO	10/23/09 11:00	1400.557	ISCO	11/13/09 12:00	85.594	ISCO
10/06/09 08:15	1726.277	ISCO	10/23/09 11:30	1200.165	ISCO	11/14/09 12:00	67.594	ISCO
10/06/09 12:00	691.892	ISCO	10/23/09 12:00	1115.608	ISCO	11/15/09 12:00	84.974	ISCO
10/06/09 13:23	456.525	DIP	10/23/09 14:30	1120.740	ISCO	11/15/09 21:15	563.305	ISCO
10/06/09 16:30	249.957	ISCO	10/23/09 17:30	790.925	ISCO	11/16/09 03:15	905.004	ISCO
10/06/09 19:30	170.868	ISCO	10/23/09 20:30	632.143	ISCO	11/16/09 06:15	380.088	ISCO
10/06/09 22:30	139.814	ISCO	10/23/09 23:30	466.097	ISCO	11/16/09 09:15	223.505	ISCO
10/07/09 01:30	103.343	ISCO	10/24/09 02:30	367.433	ISCO	11/16/09 10:42	551.310	DH-76
10/07/09 04:30	162.601	ISCO	10/24/09 05:30	333.437	ISCO	11/16/09 11:15	824.067	ISCO
10/07/09 07:30	161.742	ISCO	10/24/09 08:07	292.268	DH-76	11/16/09 12:00	1023.678	ISCO
10/07/09 10:30	170.895	ISCO	10/24/09 08:30	312.263	ISCO	11/16/09 12:15	916.851	ISCO
10/07/09 12:00	114.114	ISCO	10/24/09 11:30	251.233	ISCO	11/16/09 15:15	1105.242	ISCO
10/07/09 13:30	139.964	ISCO	10/27/09 10:45	153.234	GRAB	11/16/09 18:15	1205.818	ISCO
10/07/09 16:30	113.780	ISCO	10/27/09 12:00	340.353	ISCO	11/16/09 21:15	806.442	ISCO
10/07/09 19:30	130.974	ISCO	10/28/09 12:00	230.993	ISCO	11/17/09 00:15	843.695	ISCO
10/07/09 22:30	148.132	ISCO	10/29/09 12:00	218.922	ISCO	11/17/09 01:30	1817.447	ISCO
10/08/09 01:30	124.436	ISCO	10/29/09 15:30	349.297	ISCO	11/17/09 02:00	3073.468	ISCO
10/08/09 04:30	134.522	ISCO	10/29/09 16:25	715.683	DH-76	11/17/09 02:30	3685.057	ISCO

**Table C1. (Continued)**

Date/Time (CST)	SSC (mg/L)	Sampling Method	Date/Time (CST)	SSC (mg/L)	Sampling Method	Date/Time (CST)	SSC (mg/L)	Sampling Method
11/17/09 06:15	2604.746	ISCO	12/24/09 16:00	1703.523	ISCO	03/02/10 12:01	156.687	GRAB
11/17/09 07:30	2186.824	ISCO	12/24/09 17:30	2990.296	ISCO	03/09/10 11:27	108.833	GRAB
11/17/09 09:15	2004.403	ISCO	12/24/09 18:45	4496.196	ISCO	03/09/10 12:00	110.398	ISCO
11/17/09 09:43	1413.742	DH-76	12/24/09 19:00	4128.022	ISCO	03/10/10 12:00	121.695	ISCO
11/17/09 12:00	1350.608	ISCO	12/24/09 20:30	6214.071	ISCO	03/11/10 12:00	336.590	ISCO
11/17/09 12:30	962.882	ISCO	12/24/09 22:00	4915.479	ISCO	03/12/10 12:00	77.596	ISCO
11/17/09 15:30	1232.901	ISCO	12/25/09 01:00	4052.221	ISCO	03/13/10 03:00	609.462	ISCO
11/17/09 18:30	963.627	ISCO	12/25/09 03:45	2164.382	ISCO	03/13/10 06:00	637.557	ISCO
11/18/09 00:30	620.653	ISCO	12/25/09 04:00	2033.163	ISCO	03/13/10 09:00	821.405	ISCO
11/18/09 03:30	509.761	ISCO	12/25/09 07:00	1999.786	ISCO	03/13/10 12:00	626.263	ISCO
11/18/09 06:30	415.017	ISCO	12/25/09 10:00	1603.654	ISCO	03/13/10 15:00	485.507	ISCO
11/18/09 09:30	401.118	ISCO	12/29/09 09:26	163.509	DIP	03/13/10 18:00	448.672	ISCO
11/18/09 09:53	317.273	DH-76	01/05/10 12:32	181.141	GRAB	03/13/10 21:00	1620.964	ISCO
11/18/09 10:00	274.887	ISCO	01/12/10 11:47	171.526	GRAB	03/14/10 00:00	1406.085	ISCO
11/18/09 12:00	296.973	ISCO	01/20/10 11:57	120.355	GRAB	03/14/10 03:00	945.819	ISCO
11/18/09 13:00	236.980	ISCO	01/21/10 12:00	142.899	ISCO	03/14/10 06:00	606.022	ISCO
11/18/09 16:00	296.543	ISCO	01/21/10 17:15	649.991	ISCO	03/14/10 09:00	439.175	ISCO
11/18/09 19:00	252.051	ISCO	01/21/10 20:15	511.598	ISCO	03/14/10 12:00	366.997	ISCO
11/18/09 22:00	244.780	ISCO	01/21/10 23:15	302.322	ISCO	03/14/10 15:00	311.123	ISCO
11/19/09 01:00	235.728	ISCO	01/22/10 02:15	221.786	ISCO	03/14/10 18:00	255.719	ISCO
11/19/09 04:00	226.875	ISCO	01/22/10 05:15	156.930	ISCO	03/14/10 21:00	299.996	ISCO
11/19/09 07:00	237.179	ISCO	01/22/10 12:00	160.618	ISCO	03/15/10 00:00	283.385	ISCO
11/19/09 10:00	213.834	ISCO	01/22/10 18:45	204.083	ISCO	03/15/10 03:00	273.538	ISCO
11/19/09 12:00	202.407	ISCO	01/22/10 21:45	226.293	ISCO	03/15/10 06:00	248.307	ISCO
11/19/09 13:00	174.396	ISCO	01/23/10 00:45	198.116	ISCO	03/15/10 12:00	201.616	ISCO
11/19/09 16:00	190.126	ISCO	01/23/10 03:45	210.366	ISCO	03/16/10 10:46	201.967	GRAB
11/19/09 19:00	170.835	ISCO	01/23/10 06:45	180.513	ISCO	03/16/10 12:00	91.429	ISCO
11/24/09 11:06	151.195	GRAB	01/23/10 09:45	215.057	ISCO	03/17/10 12:00	107.984	ISCO
11/24/09 12:00	211.711	ISCO	01/23/10 12:00	216.444	ISCO	03/18/10 12:00	132.863	ISCO
11/24/09 14:30	411.347	ISCO	01/23/10 12:45	222.859	ISCO	03/19/10 12:00	97.054	ISCO
11/24/09 17:30	707.372	ISCO	01/23/10 15:45	404.698	ISCO	03/20/10 12:00	67.761	ISCO
11/24/09 20:30	475.387	ISCO	01/23/10 18:45	410.981	ISCO	03/21/10 12:00	108.107	ISCO
11/24/09 23:30	233.981	ISCO	01/23/10 21:45	581.312	ISCO	03/22/10 12:00	68.598	ISCO
11/25/09 02:30	151.316	ISCO	01/24/10 00:00	5771.738	ISCO	03/23/10 12:00	84.049	ISCO
11/25/09 05:30	161.955	ISCO	01/24/10 03:45	5835.545	ISCO	03/24/10 11:06	85.988	GRAB
11/25/09 08:30	137.939	ISCO	01/24/10 06:45	5017.106	ISCO	03/24/10 12:00	33.260	ISCO
11/25/09 12:00	134.097	ISCO	01/24/10 09:45	3833.680	ISCO	03/25/10 12:00	72.561	ISCO
11/26/09 12:00	146.761	ISCO	01/24/10 12:00	2777.031	ISCO	03/26/10 12:00	73.981	ISCO
11/27/09 12:00	117.351	ISCO	01/24/10 13:42	2431.497	DH-76	03/27/10 12:00	57.044	ISCO
11/28/09 12:00	93.197	ISCO	01/24/10 14:00	2075.733	ISCO	03/28/10 12:00	300.711	ISCO
11/29/09 12:00	100.514	ISCO	01/24/10 17:00	1466.797	ISCO	03/28/10 15:18	230.231	DH-76
11/30/09 12:00	85.465	ISCO	01/24/10 20:00	1398.227	ISCO	03/29/10 12:00	85.203	ISCO
12/01/09 11:41	172.616	GRAB	01/24/10 23:00	1040.196	ISCO	03/30/10 10:19	147.932	GRAB
12/01/09 12:00	119.355	ISCO	01/25/10 09:44	518.020	DH-76	03/30/10 12:00	93.348	ISCO
12/02/09 12:00	76.053	ISCO	01/25/10 12:00	528.072	ISCO	03/31/10 12:00	94.678	ISCO
12/03/09 12:00	107.118	ISCO	01/26/10 10:48	177.046	DH-76	04/01/10 12:00	78.269	ISCO
12/05/09 12:00	124.555	ISCO	02/02/10 10:49	204.513	GRAB	04/02/10 12:00	55.096	ISCO
12/06/09 12:00	70.689	ISCO	02/09/10 12:19	136.033	GRAB	04/03/10 12:00	39.473	ISCO
12/07/09 12:00	81.810	ISCO	02/16/10 11:34	108.439	GRAB	04/04/10 12:00	52.702	ISCO
12/08/09 12:00	80.452	ISCO	02/21/10 12:52	266.242	DH-76	04/05/10 12:00	30.455	ISCO
12/08/09 12:40	182.555	GRAB	02/21/10 14:30	622.317	ISCO	04/06/10 11:15	101.666	GRAB
12/15/09 11:46	173.855	GRAB	02/21/10 17:00	3687.802	ISCO	04/06/10 12:00	72.334	ISCO
12/21/09 12:38	152.840	GRAB	02/21/10 17:30	3970.889	ISCO	04/07/10 11:15	300.906	ISCO
12/23/09 12:00	232.116	ISCO	02/21/10 20:30	5042.212	ISCO	04/07/10 12:00	324.621	ISCO
12/23/09 13:00	1304.134	ISCO	02/22/10 02:30	3444.806	ISCO	04/07/10 14:15	254.083	ISCO
12/23/09 13:45	4431.687	ISCO	02/22/10 05:30	2382.876	ISCO	04/07/10 17:15	164.162	ISCO
12/23/09 14:30	6586.725	ISCO	02/22/10 08:30	1626.118	ISCO	04/07/10 20:15	157.588	ISCO
12/23/09 16:00	6202.502	ISCO	02/22/10 09:57	1020.625	DH-76	04/08/10 12:00	86.861	ISCO
12/23/09 19:00	4105.257	ISCO	02/22/10 10:15	938.128	ISCO	04/09/10 12:00	123.638	ISCO
12/23/09 22:00	2971.003	ISCO	02/22/10 12:00	845.217	ISCO	04/10/10 12:00	79.507	ISCO
12/24/09 01:00	1497.852	ISCO	02/22/10 13:15	710.201	ISCO	04/11/10 12:00	87.106	ISCO
12/24/09 04:00	1049.157	ISCO	02/22/10 16:15	722.818	ISCO	04/12/10 12:00	82.700	ISCO
12/24/09 07:00	799.288	ISCO	02/22/10 19:15	692.449	ISCO	04/13/10 11:05	33.976	GRAB
12/24/09 10:00	647.464	ISCO	02/22/10 22:15	540.659	ISCO	04/13/10 12:00	101.036	ISCO
12/24/09 11:06	548.405	DH-76	02/23/10 01:15	436.285	ISCO	04/14/10 12:00	76.380	ISCO
12/24/09 12:00	553.854	ISCO	02/23/10 04:15	374.729	ISCO	04/15/10 12:00	88.706	ISCO
12/24/09 13:00	460.916	ISCO	02/23/10 10:54	268.960	DH-76	04/16/10 12:00	88.536	ISCO

**Table C1. (Continued)**

Date/Time (CST)	SSC (mg/L)	Sampling Method	Date/Time (CST)	SSC (mg/L)	Sampling Method	Date/Time (CST)	SSC (mg/L)	Sampling Method
04/17/10 12:00	83.408	ISCO	05/18/10 02:45	1586.216	ISCO	06/14/10 04:30	671.631	ISCO
04/18/10 12:00	67.228	ISCO	05/18/10 05:45	1238.926	ISCO	06/14/10 08:21	403.099	DH-76
04/19/10 12:00	76.337	ISCO	05/18/10 08:45	1226.158	ISCO	06/14/10 12:00	377.207	ISCO
04/20/10 12:00	74.683	ISCO	05/18/10 09:40	821.762	DH-76	06/15/10 11:21	277.241	DH-76
04/21/10 10:46	60.483	GRAB	05/18/10 12:00	903.132	ISCO	06/15/10 12:00	249.596	ISCO
04/21/10 12:00	79.114	ISCO	05/20/10 12:00	715.363	ISCO	06/16/10 12:00	325.722	ISCO
04/22/10 12:00	90.619	ISCO	05/22/10 12:00	555.867	ISCO	06/17/10 12:00	293.125	ISCO
04/23/10 12:00	142.671	ISCO	05/23/10 12:00	445.749	ISCO	06/18/10 12:00	272.447	ISCO
04/24/10 12:00	97.047	ISCO	05/24/10 12:00	362.771	ISCO	06/18/10 23:45	7580.598	ISCO
04/25/10 10:57	144.703	DH-76	05/25/10 11:45	228.638	ISCO	06/19/10 00:00	9604.488	ISCO
04/25/10 11:00	124.656	ISCO	05/25/10 11:49	203.737	DH-76	06/19/10 00:15	9838.758	ISCO
04/25/10 11:02	142.362	DH-76	05/25/10 14:00	12514.146	ISCO	06/19/10 02:45	3672.954	ISCO
04/25/10 11:17	118.939	DH-76	05/25/10 16:00	5972.086	ISCO	06/19/10 05:45	1463.770	ISCO
04/25/10 11:18	116.387	ISCO	05/25/10 19:00	1027.024	ISCO	06/19/10 08:45	709.861	ISCO
04/25/10 12:00	135.577	ISCO	05/25/10 22:00	471.611	ISCO	06/19/10 11:45	449.550	ISCO
04/26/10 12:00	113.917	ISCO	05/26/10 12:00	441.794	ISCO	06/19/10 12:00	430.101	ISCO
04/27/10 10:01	208.410	DH-76	05/27/10 12:00	410.026	ISCO	06/19/10 14:45	371.848	ISCO
04/27/10 12:00	150.560	ISCO	05/28/10 12:00	272.888	ISCO	06/19/10 17:45	330.736	ISCO
04/28/10 12:00	109.500	ISCO	05/29/10 12:00	246.811	ISCO	06/21/10 08:09	342.317	GRAB
04/29/10 12:00	106.575	ISCO	05/30/10 12:00	223.205	ISCO	06/21/10 12:00	351.203	ISCO
04/30/10 12:00	110.503	ISCO	05/31/10 10:15	3573.125	ISCO	06/22/10 02:15	2653.960	ISCO
05/01/10 12:00	162.716	ISCO	05/31/10 11:00	11358.836	ISCO	06/22/10 05:15	1547.862	ISCO
05/02/10 12:00	139.822	ISCO	05/31/10 12:00	9121.997	ISCO	06/22/10 08:15	1428.975	ISCO
05/03/10 12:00	104.972	ISCO	05/31/10 13:15	3782.679	ISCO	06/22/10 10:45	2745.240	ISCO
05/04/10 11:31	121.392	GRAB	05/31/10 16:15	1084.799	ISCO	06/22/10 11:15	5875.120	ISCO
05/04/10 12:00	141.264	ISCO	05/31/10 19:15	450.002	ISCO	06/22/10 12:00	4473.130	ISCO
05/05/10 12:00	143.697	ISCO	06/01/10 12:00	334.174	ISCO	06/22/10 14:15	3906.021	ISCO
05/06/10 12:00	167.629	ISCO	06/02/10 02:45	1196.805	ISCO	06/22/10 17:00	2768.365	ISCO
05/07/10 12:00	143.844	ISCO	06/02/10 05:45	1891.908	ISCO	06/22/10 17:15	2233.992	ISCO
05/08/10 12:00	114.373	ISCO	06/02/10 08:45	1593.623	ISCO	06/22/10 19:15	1554.188	ISCO
05/09/10 12:00	119.521	ISCO	06/02/10 11:00	635.673	DH-76	06/22/10 20:15	1207.564	ISCO
05/10/10 12:00	107.849	ISCO	06/02/10 12:00	493.979	ISCO	06/23/10 17:15	420.568	ISCO
05/10/10 23:30	1413.389	ISCO	06/03/10 12:00	215.954	ISCO	06/24/10 02:15	2447.757	ISCO
05/11/10 02:30	2311.265	ISCO	06/04/10 12:00	280.665	ISCO	06/29/10 11:24	128.173	GRAB
05/11/10 05:30	6455.554	ISCO	06/05/10 12:00	212.122	ISCO	06/30/10 12:00	220.037	ISCO
05/11/10 08:30	3032.326	ISCO	06/06/10 12:00	175.997	ISCO	07/01/10 12:00	150.942	ISCO
05/11/10 10:04	2129.127	DH-76	06/07/10 12:00	165.166	ISCO	07/02/10 12:00	167.797	ISCO
05/11/10 11:45	1538.521	ISCO	06/08/10 10:46	168.326	GRAB	07/03/10 12:00	149.571	ISCO
05/11/10 12:00	1425.966	ISCO	06/08/10 12:00	188.738	ISCO	07/04/10 12:00	118.819	ISCO
05/11/10 14:45	989.024	ISCO	06/08/10 22:00	10796.220	ISCO	07/05/10 12:00	112.861	ISCO
05/11/10 17:45	617.890	ISCO	06/08/10 22:15	14687.944	ISCO	07/06/10 12:00	113.328	ISCO
05/11/10 20:45	496.088	ISCO	06/08/10 22:45	15073.992	ISCO	07/07/10 07:54	118.928	GRAB
05/11/10 23:45	439.013	ISCO	06/08/10 23:15	12347.032	ISCO	07/12/10 13:00	110.544	ISCO
05/12/10 12:00	310.232	ISCO	06/09/10 00:00	9653.276	ISCO	07/12/10 13:01	119.593	GRAB
05/13/10 07:30	1114.647	ISCO	06/09/10 01:45	6065.677	ISCO	07/13/10 12:00	107.790	ISCO
05/13/10 10:30	2580.378	ISCO	06/09/10 02:45	5437.723	ISCO	07/14/10 12:00	90.567	ISCO
05/13/10 12:00	1637.131	ISCO	06/09/10 03:30	4927.853	ISCO	07/15/10 12:00	123.572	ISCO
05/13/10 13:30	1134.065	ISCO	06/09/10 04:45	4834.170	ISCO	07/16/10 12:00	118.935	ISCO
05/13/10 16:30	661.097	ISCO	06/09/10 06:30	3700.078	ISCO	07/17/10 12:00	89.701	ISCO
05/13/10 19:30	482.973	ISCO	06/09/10 06:51	2436.488	DH-76	07/18/10 12:00	85.907	ISCO
05/14/10 12:00	330.303	ISCO	06/09/10 07:15	2297.115	ISCO	07/19/10 12:00	341.196	ISCO
05/15/10 12:00	178.074	ISCO	06/09/10 10:15	2350.741	ISCO	07/19/10 18:00	2747.778	ISCO
05/16/10 12:00	143.856	ISCO	06/09/10 12:00	1372.807	ISCO	07/19/10 22:00	7145.805	ISCO
05/17/10 01:45	1601.569	ISCO	06/09/10 13:15	1013.956	ISCO	07/19/10 22:30	6377.313	ISCO
05/17/10 02:45	5296.688	ISCO	06/09/10 16:15	746.341	ISCO	07/19/10 22:45	10290.726	ISCO
05/17/10 03:30	8518.509	ISCO	06/10/10 12:00	362.068	ISCO	07/19/10 23:00	11971.034	ISCO
05/17/10 04:15	10930.451	ISCO	06/11/10 12:00	362.590	ISCO	07/19/10 23:30	8774.147	ISCO
05/17/10 04:45	12149.690	ISCO	06/12/10 12:00	404.362	ISCO	07/20/10 00:00	8327.579	ISCO
05/17/10 07:45	9947.232	ISCO	06/12/10 15:15	7605.895	ISCO	07/20/10 00:45	6191.795	ISCO
05/17/10 10:45	6040.007	ISCO	06/12/10 15:30	6620.221	ISCO	07/20/10 01:30	4809.093	ISCO
05/17/10 12:49	5299.854	ISCO	06/12/10 23:30	5526.107	ISCO	07/20/10 03:00	3955.443	ISCO
05/17/10 12:51	4734.373	DH-76	06/13/10 12:00	367.885	ISCO	07/20/10 04:15	2387.450	ISCO
05/17/10 13:07	4562.435	DH-76	06/13/10 15:36	964.685	DH-76	07/20/10 06:00	1337.971	ISCO
05/17/10 13:09	4696.501	ISCO	06/13/10 17:41	863.322	DH-76	07/20/10 09:00	1326.103	ISCO
05/17/10 14:15	4292.287	ISCO	06/13/10 19:30	1451.487	ISCO	07/20/10 12:21	1011.450	DH-76
05/17/10 14:45	3665.058	ISCO	06/13/10 22:30	2599.993	ISCO	07/20/10 12:30	999.350	ISCO
05/17/10 23:45	1947.174	ISCO	06/14/10 01:30	1265.115	ISCO	07/20/10 15:30	736.415	ISCO

**Table C1. (Continued)**

Date/Time (CST)	SSC (mg/L)	Sampling Method	Date/Time (CST)	SSC (mg/L)	Sampling Method	Date/Time (CST)	SSC (mg/L)	Sampling Method
07/20/10 18:30	428.712	ISCO	08/31/10 12:00	114.006	ISCO	10/05/10 12:00	146.499	ISCO
07/20/10 21:30	317.884	ISCO	09/01/10 12:00	225.563	ISCO	10/06/10 12:00	138.980	ISCO
07/21/10 12:00	223.335	ISCO	09/02/10 12:00	54.527	ISCO	10/07/10 12:00	139.066	ISCO
07/22/10 12:00	167.969	ISCO	09/02/10 15:30	2952.548	ISCO	10/08/10 12:00	143.400	ISCO
07/24/10 19:45	6507.542	ISCO	09/02/10 18:15	2848.085	ISCO	10/09/10 12:00	126.725	ISCO
07/24/10 20:00	5358.384	ISCO	09/02/10 18:30	2739.782	ISCO	10/10/10 12:00	94.927	ISCO
07/24/10 23:00	1982.835	ISCO	09/02/10 19:00	4588.184	ISCO	10/11/10 12:00	120.935	ISCO
07/25/10 02:00	1161.823	ISCO	09/02/10 19:15	6489.714	ISCO	10/12/10 08:36	170.159	GRAB
07/25/10 05:00	437.696	ISCO	09/02/10 19:45	7408.919	ISCO	10/12/10 12:00	124.023	ISCO
07/25/10 12:00	216.588	ISCO	09/02/10 21:30	3742.578	ISCO	10/13/10 12:00	121.921	ISCO
07/26/10 12:00	175.828	ISCO	09/02/10 22:30	2762.280	ISCO	10/14/10 12:00	126.109	ISCO
07/27/10 10:53	190.931	GRAB	09/02/10 23:30	2228.777	ISCO	10/15/10 12:00	123.795	ISCO
07/27/10 12:00	177.982	ISCO	09/03/10 00:30	1863.661	ISCO	10/16/10 12:00	106.510	ISCO
07/28/10 12:00	171.082	ISCO	09/03/10 03:30	1360.238	ISCO	10/17/10 12:00	115.404	ISCO
07/29/10 12:00	143.645	ISCO	09/03/10 06:30	768.908	ISCO	10/18/10 12:00	106.765	ISCO
07/30/10 12:00	138.749	ISCO	09/03/10 09:30	522.797	ISCO	10/18/10 20:45	118.334	ISCO
07/31/10 12:00	120.720	ISCO	09/03/10 12:00	338.805	ISCO	10/19/10 09:52	131.025	GRAB
08/01/10 12:00	126.650	ISCO	09/03/10 12:30	338.829	ISCO	10/19/10 12:00	130.892	ISCO
08/02/10 12:00	88.877	ISCO	09/03/10 15:30	259.100	ISCO	10/20/10 12:00	128.614	ISCO
08/03/10 08:32	139.769	GRAB	09/03/10 18:30	203.373	ISCO	10/21/10 12:00	115.177	ISCO
08/03/10 12:00	103.436	ISCO	09/03/10 21:30	262.097	ISCO	10/22/10 12:00	112.642	ISCO
08/04/10 12:00	119.218	ISCO	09/04/10 00:30	222.233	ISCO	10/23/10 12:00	214.473	ISCO
08/05/10 12:00	115.536	ISCO	09/04/10 03:30	217.685	ISCO	10/24/10 12:00	112.806	ISCO
08/06/10 12:00	117.585	ISCO	09/07/10 06:42	181.619	GRAB	10/26/10 09:06	158.519	GRAB
08/07/10 12:00	108.764	ISCO	09/07/10 12:00	152.685	ISCO	10/26/10 12:00	149.548	ISCO
08/08/10 12:00	114.063	ISCO	09/08/10 12:00	159.908	ISCO	10/27/10 12:00	138.981	ISCO
08/09/10 12:00	84.805	ISCO	09/09/10 12:00	170.459	ISCO	10/28/10 12:00	114.430	ISCO
08/10/10 08:51	126.705	GRAB	09/10/10 12:00	133.930	ISCO	10/29/10 12:00	152.876	ISCO
08/10/10 12:00	107.038	ISCO	09/11/10 03:00	691.832	ISCO	10/30/10 12:00	148.647	ISCO
08/10/10 18:00	2686.693	ISCO	09/11/10 06:00	536.941	ISCO	10/31/10 12:00	129.131	ISCO
08/10/10 18:15	9551.177	ISCO	09/11/10 09:00	327.060	ISCO	11/01/10 12:00	140.033	ISCO
08/10/10 18:30	19771.797	ISCO	09/11/10 12:00	205.101	ISCO	11/02/10 08:26	133.987	GRAB
08/10/10 18:45	16068.956	ISCO	09/11/10 15:00	117.476	ISCO	11/02/10 12:00	124.448	ISCO
08/10/10 19:30	8512.313	ISCO	09/12/10 12:00	136.916	ISCO	11/03/10 12:00	109.336	ISCO
08/10/10 19:45	7558.874	ISCO	09/13/10 12:00	165.993	ISCO	11/04/10 12:00	129.831	ISCO
08/10/10 20:00	6776.511	ISCO	09/14/10 11:57	149.347	GRAB	11/05/10 12:00	107.438	ISCO
08/10/10 20:15	6143.984	ISCO	09/15/10 12:00	196.712	ISCO	11/06/10 12:00	125.309	ISCO
08/10/10 20:30	5556.764	ISCO	09/16/10 12:00	146.376	ISCO	11/07/10 12:00	120.731	ISCO
08/10/10 20:45	5404.373	ISCO	09/17/10 12:00	157.975	ISCO	11/08/10 12:00	99.521	ISCO
08/10/10 21:00	4753.743	ISCO	09/18/10 12:00	128.731	ISCO	11/09/10 12:00	115.813	ISCO
08/10/10 23:45	2855.020	ISCO	09/19/10 12:00	113.354	ISCO	11/09/10 13:26	117.580	GRAB
08/11/10 00:00	2682.202	ISCO	09/20/10 12:00	157.740	ISCO	11/10/10 12:00	121.401	ISCO
08/11/10 02:15	1523.224	ISCO	09/21/10 08:22	170.589	GRAB	11/11/10 12:00	129.217	ISCO
08/11/10 03:00	1298.611	ISCO	09/21/10 12:00	160.528	ISCO	11/12/10 12:00	112.889	ISCO
08/11/10 06:00	633.999	ISCO	09/22/10 02:15	425.509	ISCO	11/13/10 12:00	120.092	ISCO
08/11/10 09:00	291.775	ISCO	09/22/10 05:15	358.599	ISCO	11/14/10 12:00	101.082	ISCO
08/11/10 12:00	203.201	ISCO	09/22/10 08:15	238.903	ISCO	11/15/10 12:00	104.584	ISCO
08/11/10 15:00	135.054	ISCO	09/22/10 11:15	284.062	ISCO	11/16/10 10:50	83.713	GRAB
08/11/10 18:00	151.554	ISCO	09/22/10 12:00	250.072	ISCO	11/16/10 12:00	99.257	ISCO
08/11/10 21:00	158.691	ISCO	09/22/10 14:15	209.462	ISCO	11/17/10 12:00	101.538	ISCO
08/12/10 00:00	175.409	ISCO	09/22/10 17:15	175.730	ISCO	11/18/10 12:00	100.890	ISCO
08/12/10 03:00	159.748	ISCO	09/22/10 20:15	193.515	ISCO	11/19/10 12:00	96.117	ISCO
08/17/10 13:41	175.111	GRAB	09/22/10 23:15	221.157	ISCO	11/20/10 12:00	106.852	ISCO
08/18/10 12:00	165.622	ISCO	09/23/10 12:00	202.898	ISCO	11/21/10 12:00	90.136	ISCO
08/19/10 12:00	157.365	ISCO	09/24/10 12:00	178.004	ISCO	11/22/10 11:08	45.487	GRAB
08/20/10 12:00	133.882	ISCO	09/25/10 12:00	179.862	ISCO	11/23/10 12:00	57.411	ISCO
08/21/10 12:00	139.858	ISCO	09/26/10 12:00	184.034	ISCO	11/24/10 12:00	154.941	ISCO
08/22/10 12:00	135.921	ISCO	09/27/10 12:00	133.665	ISCO	11/24/10 21:45	165.730	ISCO
08/23/10 12:00	148.207	ISCO	09/28/10 10:10	174.918	GRAB	11/25/10 00:45	813.048	ISCO
08/24/10 11:51	165.480	GRAB	09/28/10 12:00	181.328	ISCO	11/25/10 03:45	603.952	ISCO
08/25/10 12:00	142.269	ISCO	09/29/10 12:00	165.048	ISCO	11/25/10 06:45	367.182	ISCO
08/26/10 12:00	131.396	ISCO	09/30/10 12:00	133.373	ISCO	11/25/10 09:45	216.199	ISCO
08/27/10 12:00	112.887	ISCO	10/01/10 12:00	122.969	ISCO	11/25/10 12:00	143.675	ISCO
08/28/10 12:00	109.951	ISCO	10/02/10 12:00	122.211	ISCO	11/25/10 12:45	129.847	ISCO
08/29/10 12:00	104.839	ISCO	10/03/10 12:00	128.366	ISCO	11/25/10 15:45	107.067	ISCO
08/30/10 08:35	126.685	GRAB	10/04/10 12:00	90.109	ISCO	11/25/10 18:45	133.116	ISCO
08/30/10 12:00	123.488	ISCO	10/05/10 10:02	120.047	GRAB	11/26/10 12:00	174.655	ISCO

**Table C1. (Continued)**

Date/Time (CST)	SSC (mg/L)	Sampling Method	Date/Time (CST)	SSC (mg/L)	Sampling Method	Date/Time (CST)	SSC (mg/L)	Sampling Method
11/27/10 12:00	163.238	ISCO	03/05/11 13:15	579.896	ISCO	04/23/11 12:00	448.494	ISCO
11/28/10 12:00	145.465	ISCO	03/05/11 16:15	510.036	ISCO	04/24/11 12:00	247.262	ISCO
11/29/10 12:00	153.814	ISCO	03/05/11 19:15	473.984	ISCO	04/25/11 11:46	228.052	GRAB
11/29/10 12:51	169.469	GRAB	03/06/11 12:00	279.606	ISCO	04/26/11 12:00	199.328	ISCO
11/30/10 12:00	213.242	ISCO	03/07/11 12:00	205.528	ISCO	04/27/11 12:00	209.604	ISCO
12/03/10 12:00	206.608	ISCO	03/07/11 12:33	256.879	GRAB	04/28/11 12:00	187.208	ISCO
12/04/10 12:00	176.903	ISCO	03/08/11 12:00	80.539	ISCO	04/29/11 12:00	137.839	ISCO
12/07/10 09:45	163.731	GRAB	03/09/11 12:00	185.592	ISCO	04/30/11 12:00	171.142	ISCO
12/14/10 11:04	92.066	GRAB	03/10/11 12:00	165.422	ISCO	05/01/11 12:00	161.973	ISCO
12/21/10 09:53	120.580	GRAB	03/11/11 12:00	129.578	ISCO	05/02/11 12:00	166.142	ISCO
12/28/10 10:38	106.677	GRAB	03/12/11 12:00	135.131	ISCO	05/03/11 10:16	194.343	GRAB
12/31/10 16:10	2683.732	ISCO	03/13/11 12:00	103.822	ISCO	05/03/11 12:00	139.697	ISCO
12/31/10 16:11	2825.382	DH-76	03/14/11 12:00	135.294	ISCO	05/04/11 12:00	146.106	ISCO
12/31/10 16:24	2664.652	DH-76	03/15/11 09:11	185.213	GRAB	05/05/11 12:00	122.584	ISCO
12/31/10 16:25	2452.201	ISCO	03/15/11 12:00	157.420	ISCO	05/06/11 12:00	115.506	ISCO
12/31/10 16:45	2667.901	ISCO	03/16/11 12:00	137.648	ISCO	05/07/11 12:00	131.741	ISCO
12/31/10 19:45	3298.049	ISCO	03/17/11 12:00	107.818	ISCO	05/08/11 12:00	133.728	ISCO
12/31/10 22:45	1946.312	ISCO	03/18/11 12:00	73.485	ISCO	05/09/11 12:00	126.327	ISCO
01/01/11 01:45	1248.592	ISCO	03/19/11 12:00	109.237	ISCO	05/10/11 10:11	159.161	GRAB
01/01/11 04:45	965.682	ISCO	03/20/11 12:00	139.057	ISCO	05/10/11 12:00	137.168	ISCO
01/01/11 13:02	538.562	DH-76	03/21/11 12:00	93.836	ISCO	05/11/11 12:00	168.909	ISCO
01/04/11 10:43	180.045	GRAB	03/22/11 09:41	164.546	GRAB	05/12/11 12:00	150.382	ISCO
01/11/11 12:31	212.571	GRAB	03/22/11 12:00	105.784	ISCO	05/13/11 12:00	126.846	ISCO
01/19/11 15:06	192.477	GRAB	03/23/11 12:00	87.793	ISCO	05/14/11 12:00	124.359	ISCO
01/24/11 11:36	180.257	GRAB	03/24/11 12:00	116.005	ISCO	05/15/11 12:00	114.131	ISCO
01/31/11 12:34	108.641	GRAB	03/25/11 12:00	85.154	ISCO	05/16/11 12:00	123.784	ISCO
02/09/11 14:01	192.742	GRAB	03/26/11 12:00	75.375	ISCO	05/17/11 09:49	165.991	GRAB
02/15/11 10:43	207.877	GRAB	03/27/11 12:00	78.500	ISCO	05/17/11 12:00	84.510	ISCO
02/16/11 12:00	488.429	ISCO	03/28/11 12:00	51.764	ISCO	05/18/11 12:00	130.756	ISCO
02/17/11 12:00	629.163	ISCO	03/29/11 09:44	63.159	GRAB	05/19/11 12:00	138.676	ISCO
02/17/11 17:45	3151.283	ISCO	03/29/11 12:00	52.834	ISCO	05/20/11 12:00	133.653	ISCO
02/17/11 20:45	1697.400	ISCO	03/30/11 12:00	58.979	ISCO	05/21/11 12:00	143.049	ISCO
02/17/11 23:45	1039.546	ISCO	03/31/11 12:00	66.068	ISCO	05/22/11 12:00	137.797	ISCO
02/18/11 11:07	495.181	DH-76	04/01/11 12:00	58.721	ISCO	05/23/11 12:00	271.321	ISCO
02/18/11 12:00	407.900	ISCO	04/02/11 12:00	77.185	ISCO	05/24/11 06:25	222.116	GRAB
02/19/11 12:00	272.456	ISCO	04/03/11 12:00	100.271	ISCO	05/24/11 12:00	176.478	ISCO
02/20/11 12:00	298.571	ISCO	04/04/11 12:00	110.454	ISCO	05/25/11 07:45	1547.701	ISCO
02/21/11 12:00	251.426	ISCO	04/05/11 09:43	67.521	GRAB	05/25/11 12:00	3190.016	ISCO
02/22/11 12:13	236.821	GRAB	04/05/11 12:00	99.140	ISCO	05/25/11 13:15	1799.932	ISCO
02/23/11 12:00	173.558	ISCO	04/06/11 12:00	44.087	ISCO	05/25/11 13:45	1685.595	ISCO
02/24/11 12:00	163.170	ISCO	04/07/11 12:00	79.471	ISCO	05/25/11 16:45	2187.922	ISCO
02/25/11 12:00	162.187	ISCO	04/08/11 12:00	84.331	ISCO	05/25/11 17:30	8071.276	ISCO
02/26/11 12:00	166.763	ISCO	04/09/11 12:00	74.616	ISCO	05/25/11 18:15	13908.111	ISCO
02/27/11 12:00	175.355	ISCO	04/10/11 12:00	83.121	ISCO	05/25/11 19:45	8578.898	ISCO
02/27/11 21:30	2283.587	ISCO	04/11/11 12:00	78.857	ISCO	05/25/11 22:30	4471.144	ISCO
02/28/11 00:30	6502.859	ISCO	04/12/11 11:38	83.178	GRAB	05/26/11 00:30	2373.055	ISCO
02/28/11 03:30	5252.171	ISCO	04/13/11 12:00	114.649	ISCO	05/26/11 01:45	1799.292	ISCO
02/28/11 06:30	3234.176	ISCO	04/14/11 12:00	69.553	ISCO	05/26/11 04:45	1030.323	ISCO
02/28/11 09:30	1864.496	ISCO	04/15/11 12:00	105.202	ISCO	05/26/11 07:45	694.828	ISCO
02/28/11 11:10	1578.855	DH-76	04/16/11 12:00	207.926	ISCO	05/26/11 10:45	504.608	ISCO
02/28/11 14:15	1046.161	ISCO	04/17/11 12:00	91.008	ISCO	05/26/11 12:00	452.456	ISCO
02/28/11 17:15	880.098	ISCO	04/18/11 12:00	87.419	ISCO	05/26/11 13:45	402.687	ISCO
02/28/11 20:15	687.040	ISCO	04/19/11 11:17	300.412	DIP	05/26/11 14:25	411.939	DH-76
02/28/11 23:15	600.640	ISCO	04/20/11 12:00	111.712	ISCO	05/27/11 12:00	227.952	ISCO
03/01/11 02:15	554.161	ISCO	04/21/11 12:00	103.640	ISCO	05/28/11 12:00	157.748	ISCO
03/01/11 12:00	357.561	ISCO	04/22/11 09:45	2761.001	ISCO	05/28/11 14:15	1726.575	ISCO
03/02/11 12:00	254.358	ISCO	04/22/11 10:45	8849.464	ISCO	05/28/11 17:15	4431.227	ISCO
03/03/11 12:00	179.175	ISCO	04/22/11 11:30	10833.883	ISCO	05/28/11 20:15	2700.805	ISCO
03/04/11 12:00	195.238	ISCO	04/22/11 12:00	9370.900	ISCO	05/28/11 23:15	1153.800	ISCO
03/04/11 19:15	9609.545	ISCO	04/22/11 12:45	8745.626	ISCO	05/31/11 10:01	193.966	GRAB
03/04/11 20:00	12162.255	ISCO	04/22/11 15:45	4982.101	ISCO	05/31/11 12:00	210.765	ISCO
03/04/11 22:15	5696.823	ISCO	04/22/11 17:15	3250.918	ISCO	06/01/11 12:00	187.704	ISCO
03/05/11 01:15	2715.465	ISCO	04/22/11 18:52	2375.462	DH-76	06/02/11 12:00	268.652	ISCO
03/05/11 04:15	1594.493	ISCO	04/22/11 19:15	2009.408	ISCO	06/03/11 12:00	185.885	ISCO
03/05/11 07:15	936.295	ISCO	04/22/11 22:15	1405.056	ISCO	06/04/11 12:00	167.805	ISCO
03/05/11 10:15	853.260	ISCO	04/23/11 01:15	935.540	ISCO	06/05/11 12:00	164.606	ISCO
03/05/11 12:00	677.785	ISCO	04/23/11 04:15	729.486	ISCO	06/06/11 12:00	137.419	ISCO

**Table C1. (Concluded)**

Date/Time (CST)	SSC (mg/L)	Sampling Method	Date/Time (CST)	SSC (mg/L)	Sampling Method	Date/Time (CST)	SSC (mg/L)	Sampling Method
06/07/11 08:52	154.180	GRAB	07/10/11 12:00	146.136	ISCO	09/05/11 12:00	65.634	ISCO
06/07/11 12:00	155.337	ISCO	07/11/11 12:00	110.461	ISCO	09/06/11 09:42	129.068	GRAB
06/08/11 12:00	154.949	ISCO	07/12/11 09:12	120.248	GRAB	09/06/11 12:00	78.850	ISCO
06/09/11 12:00	127.259	ISCO	07/12/11 12:00	143.980	ISCO	09/07/11 12:00	79.471	ISCO
06/10/11 12:00	132.254	ISCO	07/13/11 12:00	140.796	ISCO	09/08/11 12:00	85.352	ISCO
06/11/11 12:00	164.055	ISCO	07/14/11 12:00	108.403	ISCO	09/09/11 12:00	103.491	ISCO
06/12/11 12:00	129.744	ISCO	07/15/11 12:00	114.771	ISCO	09/10/11 12:00	76.483	ISCO
06/13/11 12:00	121.148	ISCO	07/16/11 12:00	113.423	ISCO	09/11/11 12:00	62.686	ISCO
06/14/11 04:13	367.465	GRAB	07/17/11 12:00	111.033	ISCO	09/12/11 12:00	91.079	ISCO
06/14/11 09:35	534.168	DH-76	07/18/11 12:00	85.439	ISCO	09/13/11 09:12	137.343	GRAB
06/14/11 12:00	403.425	ISCO	07/19/11 09:27	123.805	GRAB	09/13/11 12:00	98.318	ISCO
06/15/11 04:00	1280.115	ISCO	07/19/11 12:00	93.944	ISCO	09/14/11 12:00	94.761	ISCO
06/15/11 07:00	1763.053	ISCO	07/20/11 12:00	83.695	ISCO	09/15/11 12:00	81.627	ISCO
06/15/11 08:33	749.610	DH-76	07/21/11 12:00	73.107	ISCO	09/16/11 12:00	76.499	ISCO
06/15/11 10:00	648.337	ISCO	07/22/11 12:00	61.211	ISCO	09/17/11 12:00	70.578	ISCO
06/15/11 12:00	481.656	ISCO	07/23/11 12:00	60.956	ISCO	09/18/11 12:00	77.178	ISCO
06/15/11 13:00	390.680	ISCO	07/24/11 10:45	4134.473	ISCO	09/19/11 12:00	29.575	ISCO
06/15/11 16:00	244.816	ISCO	07/24/11 11:00	12139.334	ISCO	09/20/11 08:57	90.354	GRAB
06/15/11 19:00	225.921	ISCO	07/24/11 11:30	9355.220	ISCO	09/20/11 12:00	68.138	ISCO
06/16/11 12:00	188.573	ISCO	07/24/11 12:00	8255.283	ISCO	09/21/11 12:00	66.848	ISCO
06/17/11 12:00	165.172	ISCO	07/24/11 12:30	6256.601	ISCO	09/22/11 12:00	60.944	ISCO
06/18/11 12:00	196.897	ISCO	07/24/11 13:15	3743.936	ISCO	09/23/11 12:00	68.763	ISCO
06/19/11 12:00	185.286	ISCO	07/24/11 13:45	2900.552	ISCO	09/24/11 12:00	56.391	ISCO
06/20/11 12:00	181.093	ISCO	07/24/11 16:45	1043.879	ISCO	09/25/11 12:00	56.239	ISCO
06/21/11 09:03	147.401	GRAB	07/24/11 19:45	611.340	ISCO	09/26/11 12:00	57.638	ISCO
06/21/11 12:00	149.865	ISCO	07/24/11 22:45	301.539	ISCO	09/27/11 10:57	8.933	GRAB
06/22/11 12:00	108.675	ISCO	07/25/11 12:00	179.620	ISCO	09/27/11 12:00	38.108	ISCO
06/23/11 12:00	93.791	ISCO	07/26/11 09:22	151.184	GRAB	09/28/11 12:00	33.300	ISCO
06/24/11 12:00	104.187	ISCO	07/30/11 12:00	102.881	ISCO	09/29/11 12:00	25.264	ISCO
06/25/11 12:00	72.800	ISCO	07/31/11 12:00	122.474	ISCO	09/30/11 12:00	24.265	ISCO
06/25/11 22:30	1338.643	ISCO	08/01/11 11:25	95.804	GRAB			
06/26/11 04:30	1409.176	ISCO	08/02/11 12:00	108.543	ISCO			
06/26/11 07:30	484.612	ISCO	08/03/11 12:00	100.117	ISCO			
06/26/11 10:30	273.751	ISCO	08/04/11 12:00	90.385	ISCO			
06/26/11 12:00	249.491	ISCO	08/05/11 12:00	77.243	ISCO			
06/26/11 23:00	2437.966	ISCO	08/06/11 12:00	62.162	ISCO			
06/26/11 23:49	2281.565	DH-76	08/07/11 12:00	73.419	ISCO			
06/27/11 02:00	1999.251	ISCO	08/08/11 12:00	79.805	ISCO			
06/27/11 02:30	8748.642	ISCO	08/09/11 08:58	142.865	GRAB			
06/27/11 03:00	7041.534	ISCO	08/09/11 12:00	83.446	ISCO			
06/27/11 04:45	5232.135	ISCO	08/10/11 12:00	85.178	ISCO			
06/27/11 05:00	5529.782	ISCO	08/11/11 12:00	69.035	ISCO			
06/27/11 06:55	3302.178	ISCO	08/12/11 12:00	67.285	ISCO			
06/27/11 06:56	3515.677	DH-76	08/13/11 12:00	65.955	ISCO			
06/27/11 07:07	3341.559	DH-76	08/14/11 12:00	48.271	ISCO			
06/27/11 07:08	3122.832	ISCO	08/15/11 12:21	132.124	GRAB			
06/27/11 07:45	2596.189	ISCO	08/16/11 12:00	92.428	ISCO			
06/27/11 08:00	2414.176	ISCO	08/17/11 12:00	90.259	ISCO			
06/27/11 09:15	1928.139	ISCO	08/18/11 12:00	78.862	ISCO			
06/27/11 11:00	1430.246	ISCO	08/19/11 12:00	98.649	ISCO			
06/27/11 12:00	1198.482	ISCO	08/20/11 12:00	42.692	ISCO			
06/27/11 17:00	635.704	ISCO	08/21/11 12:00	68.100	ISCO			
06/28/11 07:58	408.418	DH-76	08/22/11 11:40	120.880	GRAB			
07/05/11 10:05	142.767	GRAB	08/23/11 12:00	91.979	ISCO			
07/05/11 12:00	129.625	ISCO	08/24/11 12:00	81.285	ISCO			
07/06/11 12:00	112.648	ISCO	08/25/11 12:00	74.368	ISCO			
07/07/11 12:00	101.920	ISCO	08/26/11 12:00	74.460	ISCO			
07/07/11 14:45	3150.065	ISCO	08/27/11 12:00	68.772	ISCO			
07/07/11 15:15	9528.957	ISCO	08/28/11 12:00	53.971	ISCO			
07/07/11 15:30	8750.021	ISCO	08/29/11 12:00	43.658	ISCO			
07/07/11 16:30	5236.667	ISCO	08/30/11 09:16	122.867	GRAB			
07/07/11 16:45	4543.756	ISCO	08/30/11 12:00	90.878	ISCO			
07/07/11 17:45	3172.903	ISCO	08/31/11 12:00	107.076	ISCO			
07/07/11 20:45	608.259	ISCO	09/01/11 12:00	80.669	ISCO			
07/07/11 23:45	245.651	ISCO	09/02/11 12:00	77.768	ISCO			
07/08/11 12:00	125.822	ISCO	09/03/11 12:00	72.619	ISCO			
07/09/11 12:00	150.110	ISCO	09/04/11 12:00	83.229	ISCO			

**Table C2. Suspended Sediment Concentrations (SSC)  
for Cox Creek (Station 202)**

Date/Time (CST)	SSC (mg/L)	Sampling Method	Date/Time (CST)	SSC (mg/L)	Sampling Method	Date/Time (CST)	SSC (mg/L)	Sampling Method
12/14/99 13:10	22.042	GRAB	08/22/00 08:31	101.766	GRAB	10/25/00 12:00	81.065	ISCO
12/22/99 12:18	82.632	GRAB	08/22/00 12:00	55.045	ISCO	10/27/00 12:00	73.288	ISCO
12/27/99 13:32	14.272	GRAB	08/23/00 12:00	61.434	ISCO	10/28/00 12:00	107.149	ISCO
01/03/00 13:20	10.365	GRAB	08/24/00 12:00	52.896	ISCO	10/29/00 12:00	95.745	ISCO
01/12/00 13:39	12.414	GRAB	08/25/00 12:00	30.929	ISCO	10/30/00 12:00	126.172	ISCO
01/21/00 13:55	23.056	GRAB	08/26/00 12:00	53.757	ISCO	10/31/00 11:30	74.243	GRAB
01/25/00 12:29	17.656	GRAB	08/27/00 12:00	42.242	ISCO	10/31/00 12:00	53.837	ISCO
01/31/00 13:13	29.505	GRAB	08/28/00 12:00	30.105	ISCO	11/02/00 12:00	170.258	ISCO
02/08/00 13:30	11.728	GRAB	08/29/00 12:00	26.758	ISCO	11/04/00 12:00	175.258	ISCO
02/14/00 13:59	27.246	GRAB	08/30/00 08:52	32.604	GRAB	11/05/00 12:00	114.538	ISCO
02/22/00 12:40	40.649	GRAB	08/30/00 12:00	49.753	ISCO	11/06/00 12:00	93.019	ISCO
02/28/00 12:13	21.634	GRAB	08/31/00 12:00	55.479	ISCO	11/06/00 13:07	58.183	GRAB
03/07/00 10:17	54.601	GRAB	09/01/00 12:00	68.343	ISCO	11/07/00 12:00	40.411	ISCO
03/14/00 13:13	40.012	GRAB	09/02/00 12:00	35.484	ISCO	11/08/00 12:00	38.632	ISCO
03/16/00 11:44	27.829	GRAB	09/03/00 12:00	53.490	ISCO	11/09/00 12:00	446.997	ISCO
03/20/00 11:34	24.675	GRAB	09/04/00 12:00	39.732	ISCO	11/10/00 12:00	81.886	ISCO
03/22/00 11:14	24.526	GRAB	09/05/00 09:35	64.322	GRAB	11/11/00 12:00	84.253	ISCO
03/28/00 13:00	31.014	GRAB	09/05/00 12:00	28.458	ISCO	11/12/00 12:00	76.201	ISCO
04/04/00 09:51	23.919	GRAB	09/06/00 12:00	30.811	ISCO	11/13/00 12:00	74.474	ISCO
04/11/00 10:18	28.687	GRAB	09/07/00 12:00	37.467	ISCO	11/14/00 12:00	53.275	ISCO
04/18/00 09:30	58.245	GRAB	09/08/00 12:00	113.520	ISCO	11/14/00 15:06	118.717	GRAB
04/25/00 10:29	87.296	GRAB	09/09/00 12:00	104.977	ISCO	11/15/00 12:00	81.233	ISCO
05/02/00 09:41	83.299	GRAB	09/10/00 12:00	120.782	ISCO	11/16/00 12:00	68.406	ISCO
05/10/00 08:49	60.054	GRAB	09/11/00 12:00	44.899	ISCO	11/17/00 12:00	122.288	ISCO
05/16/00 10:36	106.498	GRAB	09/12/00 07:45	84.789	GRAB	11/18/00 12:00	55.541	ISCO
05/23/00 06:01	108.876	GRAB	09/12/00 12:00	63.601	ISCO	11/19/00 12:00	66.860	ISCO
05/27/00 05:53	975.805	DH-76	09/13/00 12:00	56.599	ISCO	11/20/00 12:00	44.118	ISCO
05/30/00 08:30	107.625	GRAB	09/14/00 12:00	54.676	ISCO	11/20/00 12:22	122.374	GRAB
06/06/00 08:36	119.540	GRAB	09/15/00 12:00	55.308	ISCO	11/22/00 12:00	118.578	ISCO
06/14/00 10:33	94.170	GRAB	09/16/00 12:00	42.413	ISCO	11/23/00 12:00	44.866	ISCO
06/20/00 08:05	144.976	GRAB	09/17/00 12:00	37.669	ISCO	11/24/00 12:00	84.732	ISCO
06/20/00 19:54	4092.021	DH-76	09/18/00 12:00	38.621	ISCO	11/25/00 12:00	30.353	ISCO
06/21/00 11:06	229.115	DH-48	09/19/00 09:36	35.319	GRAB	11/26/00 12:00	45.815	ISCO
06/23/00 09:53	162.204	DH-48	09/19/00 12:00	64.770	ISCO	11/28/00 10:00	139.352	GRAB
06/24/00 06:44	217.603	DH-48	09/20/00 12:00	69.483	ISCO	11/28/00 12:00	88.250	ISCO
06/26/00 03:10	237.271	DH-48	09/21/00 12:00	76.640	ISCO	12/05/00 11:02	68.224	GRAB
06/26/00 04:19	471.765	DH-48	09/25/00 12:00	119.135	ISCO	12/06/00 12:00	211.238	ISCO
06/26/00 08:41	222.818	DH-48	09/26/00 07:40	100.622	GRAB	12/07/00 12:00	112.780	ISCO
06/29/00 07:37	176.603	DH-48	09/26/00 12:00	66.999	ISCO	12/10/00 12:00	111.193	ISCO
07/05/00 06:09	3147.388	DH-48	09/27/00 12:00	69.204	ISCO	12/11/00 12:00	161.213	ISCO
07/05/00 06:50	3678.808	DH-76	09/28/00 12:00	83.790	ISCO	12/12/00 11:31	90.975	GRAB
07/05/00 09:46	2160.160	DH-76	09/29/00 12:00	39.534	ISCO	12/19/00 12:19	68.647	GRAB
07/05/00 14:22	506.994	DH-48	09/30/00 12:00	108.794	ISCO	12/26/00 13:09	151.817	GRAB
07/05/00 19:54	768.209	DH-48	10/01/00 12:00	39.872	ISCO	01/02/01 13:06	117.683	GRAB
07/06/00 10:01	138.650	DH-48	10/02/00 12:00	30.274	ISCO	01/09/01 11:57	68.023	GRAB
07/10/00 08:05	103.739	DH-48	10/03/00 08:15	25.670	GRAB	01/16/01 13:01	26.410	GRAB
07/11/00 04:43	2701.917	DH-76	10/03/00 12:00	30.829	ISCO	01/23/01 11:21	126.452	GRAB
07/12/00 08:15	212.549	DH-48	10/07/00 12:00	103.140	ISCO	01/29/01 14:30	1145.336	ISCO
07/18/00 08:43	174.989	DH-48	10/08/00 12:00	74.857	ISCO	01/29/01 14:35	1263.787	DH-76
07/25/00 08:39	88.909	GRAB	10/10/00 12:00	59.697	ISCO	01/29/01 15:10	2047.817	DH-76
08/01/00 08:23	114.049	GRAB	10/10/00 14:45	38.709	GRAB	01/29/01 17:28	2529.358	P-61
08/08/00 08:16	131.879	GRAB	10/11/00 12:00	88.728	ISCO	01/29/01 17:56	2351.390	P-61
08/09/00 13:00	123.961	ISCO	10/12/00 12:00	96.118	ISCO	01/29/01 20:30	2620.774	ISCO
08/10/00 12:00	63.463	ISCO	10/13/00 12:00	99.589	ISCO	01/29/01 23:30	1878.352	ISCO
08/11/00 12:00	115.403	ISCO	10/14/00 12:00	85.899	ISCO	01/30/01 02:30	1696.483	ISCO
08/12/00 12:00	86.165	ISCO	10/15/00 12:00	161.336	ISCO	01/30/01 08:30	1366.559	ISCO
08/13/00 12:00	70.324	ISCO	10/16/00 12:00	135.144	ISCO	01/30/01 11:30	724.250	ISCO
08/14/00 12:00	58.073	ISCO	10/17/00 12:00	130.647	ISCO	01/30/01 12:00	659.501	ISCO
08/15/00 08:30	101.290	GRAB	10/18/00 09:18	44.672	GRAB	01/30/01 12:45	633.753	DH-76
08/15/00 12:00	111.022	ISCO	10/18/00 12:00	47.202	ISCO	01/30/01 14:30	549.389	ISCO
08/16/00 12:00	113.952	ISCO	10/19/00 12:00	272.522	ISCO	01/30/01 17:30	423.723	ISCO
08/17/00 12:00	68.937	ISCO	10/21/00 12:00	98.596	ISCO	01/30/01 20:30	365.817	ISCO
08/18/00 12:00	88.244	ISCO	10/22/00 12:00	95.342	ISCO	01/30/01 23:30	308.555	ISCO
08/19/00 12:00	61.033	ISCO	10/23/00 12:00	38.049	ISCO	01/31/01 02:30	249.854	ISCO
08/20/00 12:00	42.846	ISCO	10/24/00 08:16	39.463	GRAB	01/31/01 05:30	212.398	ISCO
08/21/00 12:00	57.540	ISCO	10/24/00 12:00	110.811	ISCO	01/31/01 08:30	180.564	ISCO

**Table C2. (Continued)**

Date/Time (CST)	SSC (mg/L)	Sampling Method	Date/Time (CST)	SSC (mg/L)	Sampling Method	Date/Time (CST)	SSC (mg/L)	Sampling Method
01/31/01 11:30	138.270	ISCO	03/19/01 12:00	38.485	ISCO	05/16/01 12:00	230.468	ISCO
01/31/01 12:00	125.507	ISCO	03/20/01 12:00	96.185	ISCO	05/17/01 12:00	136.227	ISCO
01/31/01 14:30	111.039	ISCO	03/20/01 12:33	58.562	DH-48	05/18/01 12:00	171.629	ISCO
01/31/01 17:30	99.542	ISCO	03/23/01 12:00	32.406	ISCO	05/20/01 12:00	124.465	ISCO
01/31/01 20:30	113.995	ISCO	03/24/01 12:00	38.422	ISCO	05/22/01 11:40	35.475	DH-48
02/01/01 11:30	105.473	ISCO	03/25/01 12:00	23.818	ISCO	05/22/01 12:00	80.650	ISCO
02/01/01 12:00	76.801	ISCO	03/26/01 11:55	76.568	DH-48	05/28/01 12:00	101.163	ISCO
02/04/01 12:00	53.660	ISCO	03/26/01 12:00	23.645	ISCO	05/29/01 12:00	160.979	ISCO
02/06/01 10:01	91.157	GRAB	03/27/01 12:00	60.274	ISCO	05/30/01 14:56	41.003	DH-48
02/06/01 12:00	108.091	ISCO	03/28/01 12:00	80.864	ISCO	05/31/01 12:00	182.150	ISCO
02/07/01 12:00	116.406	ISCO	03/29/01 12:00	72.884	ISCO	06/02/01 12:00	172.921	ISCO
02/13/01 12:00	163.575	ISCO	03/30/01 12:00	67.991	ISCO	06/04/01 16:00	380.476	DH-48
02/13/01 12:25	56.027	GRAB	03/31/01 12:00	82.154	ISCO	06/04/01 16:39	342.165	DH-48
02/15/01 15:15	160.674	ISCO	04/01/01 12:00	45.283	ISCO	06/04/01 16:50	504.186	DH-48
02/20/01 13:01	38.687	GRAB	04/02/01 12:00	22.306	ISCO	06/05/01 08:07	134.123	DH-48
02/23/01 12:00	94.215	ISCO	04/03/01 10:26	67.581	DH-48	06/06/01 03:15	4796.080	ISCO
02/24/01 08:30	1029.577	ISCO	04/03/01 12:00	58.052	ISCO	06/06/01 06:21	6282.981	D-74
02/24/01 12:00	2814.871	ISCO	04/04/01 12:00	54.288	ISCO	06/06/01 06:39	4300.561	D-74
02/24/01 20:30	10450.891	ISCO	04/07/01 12:00	31.166	ISCO	06/06/01 07:30	2807.073	ISCO
02/25/01 02:30	2471.667	ISCO	04/08/01 12:00	62.941	ISCO	06/06/01 08:45	2102.107	ISCO
02/25/01 05:30	1356.958	ISCO	04/09/01 12:00	51.990	ISCO	06/06/01 11:45	1372.576	ISCO
02/25/01 08:30	928.501	ISCO	04/10/01 10:41	31.010	DH-48	06/06/01 12:00	1346.938	ISCO
02/25/01 11:30	662.428	ISCO	04/10/01 12:00	53.240	ISCO	06/06/01 14:45	1057.044	ISCO
02/25/01 12:00	600.712	ISCO	04/11/01 12:00	57.341	ISCO	06/06/01 17:45	864.633	ISCO
02/25/01 14:30	479.035	ISCO	04/12/01 12:00	53.924	ISCO	06/06/01 23:45	682.652	ISCO
02/25/01 17:30	434.268	ISCO	04/13/01 12:00	95.390	ISCO	06/07/01 08:45	411.435	ISCO
02/26/01 02:30	282.647	ISCO	04/14/01 12:00	72.247	ISCO	06/07/01 11:45	318.416	ISCO
02/26/01 08:30	215.388	ISCO	04/15/01 12:00	51.304	ISCO	06/08/01 11:45	157.470	ISCO
02/27/01 12:00	150.626	ISCO	04/16/01 12:00	77.043	ISCO	06/09/01 12:00	147.882	ISCO
02/27/01 12:01	85.679	DH-48	04/17/01 09:24	68.030	DH-48	06/10/01 12:00	91.283	ISCO
02/27/01 14:30	129.949	ISCO	04/17/01 12:00	64.076	ISCO	06/11/01 12:00	231.457	ISCO
02/27/01 17:30	126.724	ISCO	04/18/01 12:00	57.340	ISCO	06/12/01 12:00	182.012	ISCO
03/01/01 12:00	124.814	ISCO	04/19/01 12:00	65.765	ISCO	06/12/01 15:25	153.798	GRAB
03/02/01 12:00	98.445	ISCO	04/20/01 12:00	57.966	ISCO	06/13/01 12:00	127.171	ISCO
03/03/01 12:00	125.412	ISCO	04/21/01 12:00	89.889	ISCO	06/14/01 12:00	221.202	ISCO
03/04/01 12:00	119.327	ISCO	04/22/01 12:00	55.270	ISCO	06/16/01 12:00	140.060	ISCO
03/05/01 12:00	124.516	ISCO	04/23/01 12:00	36.992	ISCO	06/17/01 12:00	138.799	ISCO
03/06/01 09:26	58.637	DH-48	04/24/01 08:20	20.613	GRAB	06/18/01 12:00	166.057	ISCO
03/07/01 12:00	27.665	ISCO	04/24/01 12:00	31.553	ISCO	06/19/01 10:11	63.375	GRAB
03/08/01 12:00	27.161	ISCO	04/25/01 12:00	50.680	ISCO	06/19/01 12:00	133.919	ISCO
03/09/01 12:00	30.999	ISCO	04/26/01 12:00	45.806	ISCO	06/20/01 12:00	129.371	ISCO
03/10/01 12:00	62.802	ISCO	04/27/01 12:00	63.374	ISCO	06/21/01 12:00	123.085	ISCO
03/11/01 12:00	66.330	ISCO	04/28/01 12:00	72.491	ISCO	06/22/01 12:00	74.933	ISCO
03/12/01 12:00	74.404	ISCO	04/29/01 12:00	69.905	ISCO	06/23/01 12:00	119.827	ISCO
03/13/01 12:00	24.895	ISCO	04/30/01 12:00	43.941	ISCO	06/25/01 12:00	85.014	ISCO
03/13/01 12:01	59.308	DH-48	05/01/01 08:31	34.766	GRAB	06/26/01 08:43	77.787	GRAB
03/14/01 12:00	35.415	ISCO	05/01/01 12:00	127.284	ISCO	07/02/01 11:45	34.712	GRAB
03/15/01 12:00	54.006	ISCO	05/02/01 12:00	72.298	ISCO	07/02/01 11:46	87.055	ISCO
03/16/01 02:45	823.688	ISCO	05/03/01 12:00	56.694	ISCO	07/05/01 12:00	114.300	ISCO
03/16/01 05:45	690.914	ISCO	05/04/01 12:00	164.508	ISCO	07/09/01 12:00	59.725	ISCO
03/16/01 08:45	437.147	ISCO	05/04/01 19:30	1692.186	ISCO	07/10/01 12:00	162.849	ISCO
03/16/01 09:14	386.617	DH-76	05/04/01 20:15	10557.019	ISCO	07/10/01 13:43	135.624	GRAB
03/16/01 09:30	357.792	DH-76	05/04/01 22:30	2918.367	ISCO	07/10/01 13:44	136.187	ISCO
03/16/01 11:45	246.894	ISCO	05/05/01 01:30	886.979	ISCO	07/16/01 12:00	76.940	ISCO
03/16/01 12:00	207.480	ISCO	05/05/01 04:30	407.834	ISCO	07/17/01 13:51	37.078	GRAB
03/16/01 14:45	169.090	ISCO	05/05/01 12:00	248.490	ISCO	07/17/01 13:52	31.856	ISCO
03/16/01 17:45	149.144	ISCO	05/06/01 12:00	53.889	ISCO	07/18/01 12:00	153.066	ISCO
03/16/01 20:45	152.297	ISCO	05/08/01 08:29	35.829	DH-48	07/19/01 12:00	159.048	ISCO
03/16/01 23:45	137.337	ISCO	05/08/01 12:00	64.558	ISCO	07/20/01 12:00	182.011	ISCO
03/17/01 02:45	115.903	ISCO	05/09/01 12:00	98.844	ISCO	07/21/01 12:00	108.401	ISCO
03/17/01 05:45	104.813	ISCO	05/10/01 12:00	68.085	ISCO	07/23/01 12:00	57.205	ISCO
03/17/01 08:45	82.764	ISCO	05/11/01 12:00	71.622	ISCO	07/24/01 11:30	67.941	GRAB
03/17/01 11:45	65.844	ISCO	05/12/01 12:00	72.778	ISCO	07/24/01 11:31	37.416	ISCO
03/17/01 12:00	70.186	ISCO	05/13/01 12:00	76.742	ISCO	07/24/01 12:00	78.270	ISCO
03/17/01 14:45	71.065	ISCO	05/14/01 12:00	130.630	ISCO	07/26/01 12:00	75.002	ISCO
03/17/01 17:45	67.364	ISCO	05/15/01 09:54	18.692	DH-48	07/27/01 12:00	83.967	ISCO
03/18/01 12:00	88.527	ISCO	05/15/01 12:00	136.970	ISCO	07/28/01 12:00	57.901	ISCO



**Table C2. (Continued)**

Date/Time (CST)	SSC (mg/L)	Sampling Method	Date/Time (CST)	SSC (mg/L)	Sampling Method	Date/Time (CST)	SSC (mg/L)	Sampling Method
07/29/01 12:00	57.068	ISCO	10/13/01 12:00	78.464	ISCO	01/31/02 13:41	692.085	DH-48
07/31/01 10:15	18.255	GRAB	10/14/01 12:00	271.357	ISCO	01/31/02 14:00	672.787	ISCO
07/31/01 12:00	119.095	ISCO	10/15/01 12:00	104.936	ISCO	01/31/02 17:00	485.099	ISCO
08/02/01 12:00	42.904	ISCO	10/16/01 07:09	42.142	GRAB	01/31/02 20:00	408.332	ISCO
08/05/01 12:00	82.933	ISCO	10/16/01 07:12	44.431	ISCO	01/31/02 23:00	363.069	ISCO
08/06/01 12:00	81.563	ISCO	10/16/01 12:00	107.752	ISCO	02/01/02 02:00	308.680	ISCO
08/07/01 09:34	21.493	GRAB	10/17/01 12:00	47.505	ISCO	02/01/02 05:00	261.636	ISCO
08/07/01 09:35	40.242	ISCO	10/23/01 10:46	25.505	GRAB	02/01/02 08:00	222.822	ISCO
08/07/01 12:00	60.845	ISCO	10/23/01 10:48	31.386	ISCO	02/01/02 11:00	192.851	ISCO
08/08/01 12:00	47.901	ISCO	10/30/01 12:00	25.655	ISCO	02/01/02 12:00	163.781	ISCO
08/09/01 12:00	104.942	ISCO	10/30/01 12:56	15.524	GRAB	02/01/02 13:15	169.436	ISCO
08/10/01 12:00	52.556	ISCO	10/30/01 12:57	14.955	ISCO	02/01/02 16:15	162.609	ISCO
08/11/01 12:00	49.509	ISCO	10/31/01 12:00	61.944	ISCO	02/02/02 12:00	152.840	ISCO
08/12/01 12:00	60.655	ISCO	11/03/01 12:00	28.624	ISCO	02/03/02 12:00	143.461	ISCO
08/14/01 09:31	63.982	ISCO	11/04/01 12:00	53.209	ISCO	02/04/02 12:00	69.346	ISCO
08/14/01 09:32	72.849	GRAB	11/06/01 11:50	12.786	GRAB	02/05/02 10:11	46.178	GRAB
08/14/01 12:00	67.907	ISCO	11/06/01 11:52	15.557	ISCO	02/13/02 14:58	68.558	GRAB
08/17/01 12:00	46.100	ISCO	11/13/01 15:21	15.899	GRAB	02/17/02 12:00	61.977	ISCO
08/20/01 12:00	51.635	ISCO	11/14/01 12:00	87.423	ISCO	02/19/02 12:00	35.428	ISCO
08/21/01 09:49	35.362	GRAB	11/15/01 12:00	85.876	ISCO	02/19/02 15:15	88.619	ISCO
08/21/01 09:52	51.747	ISCO	11/16/01 12:00	63.295	ISCO	02/19/02 15:16	76.845	DH-48
08/21/01 12:00	78.434	ISCO	11/17/01 12:00	42.152	ISCO	02/20/02 12:00	49.004	ISCO
08/22/01 12:00	59.936	ISCO	11/18/01 12:00	54.005	ISCO	02/21/02 12:00	33.086	ISCO
08/22/01 23:00	1034.223	ISCO	11/19/01 12:00	30.944	ISCO	02/26/02 11:33	44.195	GRAB
08/22/01 23:45	2331.189	ISCO	11/20/01 12:00	21.760	ISCO	03/05/02 12:00	39.424	ISCO
08/23/01 02:45	1121.336	ISCO	11/20/01 14:52	9.712	ISCO	03/05/02 12:02	28.080	DH-48
08/23/01 05:45	542.186	ISCO	11/20/01 14:54	45.360	GRAB	03/12/02 11:40	72.905	ISCO
08/23/01 09:10	232.303	ISCO	11/21/01 12:00	40.134	ISCO	03/12/02 11:42	53.557	DH-48
08/23/01 09:12	215.741	DH-48	11/22/01 12:00	77.743	ISCO	03/12/02 12:00	39.591	ISCO
08/23/01 09:26	214.038	DH-48	11/23/01 12:00	30.292	ISCO	03/19/02 11:41	68.526	ISCO
08/23/01 09:30	220.427	ISCO	11/24/01 12:00	104.167	ISCO	03/19/02 11:43	61.332	GRAB
08/23/01 12:00	193.872	ISCO	11/25/01 12:00	38.154	ISCO	03/26/02 10:36	13.440	ISCO
08/27/01 12:00	90.545	ISCO	11/26/01 12:00	25.280	ISCO	03/26/02 10:38	97.812	GRAB
08/28/01 08:41	43.999	GRAB	11/27/01 09:35	25.705	GRAB	04/02/02 11:01	34.267	ISCO
08/28/01 08:42	42.902	ISCO	11/27/01 09:37	27.821	ISCO	04/02/02 11:03	64.766	GRAB
08/28/01 12:00	55.447	ISCO	11/27/01 12:00	17.974	ISCO	04/02/02 12:00	13.152	ISCO
08/30/01 12:00	68.061	ISCO	11/28/01 12:00	18.891	ISCO	04/08/02 12:00	322.456	ISCO
09/01/01 12:00	233.683	ISCO	11/29/01 12:00	14.245	ISCO	04/09/02 12:54	35.863	ISCO
09/03/01 12:00	99.201	ISCO	11/30/01 12:00	23.500	ISCO	04/09/02 12:56	58.953	DH-48
09/04/01 09:50	37.853	GRAB	12/01/01 12:00	20.973	ISCO	04/12/02 12:00	96.118	ISCO
09/04/01 09:55	65.309	ISCO	12/02/01 12:00	10.527	ISCO	04/15/02 12:00	158.396	ISCO
09/04/01 12:00	83.017	ISCO	12/03/01 12:00	14.296	ISCO	04/16/02 09:40	51.228	ISCO
09/06/01 12:00	178.455	ISCO	12/04/01 12:00	13.761	ISCO	04/16/02 09:42	33.439	GRAB
09/11/01 09:50	43.102	GRAB	12/04/01 12:51	12.369	GRAB	04/19/02 22:30	1573.715	ISCO
09/11/01 09:51	74.241	ISCO	12/04/01 12:53	15.557	ISCO	04/21/02 04:30	726.141	ISCO
09/11/01 12:00	61.581	ISCO	12/05/01 12:00	18.463	ISCO	04/21/02 07:30	2867.782	ISCO
09/13/01 12:00	78.643	ISCO	12/06/01 12:00	17.823	ISCO	04/21/02 10:30	1257.721	ISCO
09/16/01 12:00	65.992	ISCO	12/07/01 12:00	58.584	ISCO	04/21/02 13:30	846.648	ISCO
09/18/01 11:36	28.455	GRAB	12/08/01 12:00	12.472	ISCO	04/21/02 16:30	557.243	ISCO
09/18/01 11:39	51.041	ISCO	12/09/01 12:00	16.865	ISCO	04/21/02 19:30	408.891	ISCO
09/18/01 12:00	55.060	ISCO	12/10/01 12:00	22.020	ISCO	04/21/02 22:30	335.579	ISCO
09/21/01 12:00	162.792	ISCO	12/11/01 12:00	17.738	ISCO	04/22/02 01:30	272.609	ISCO
09/22/01 12:00	85.245	ISCO	12/11/01 13:09	57.590	GRAB	04/22/02 04:30	229.222	ISCO
09/24/01 12:00	70.595	ISCO	12/11/01 13:10	72.918	ISCO	04/22/02 07:30	190.911	ISCO
09/25/01 11:50	36.330	ISCO	12/19/01 12:56	10.808	GRAB	04/22/02 10:30	142.594	ISCO
09/25/01 11:53	30.203	GRAB	12/19/01 12:59	15.769	ISCO	04/22/02 10:42	127.324	DH-48
09/25/01 12:00	42.348	ISCO	12/20/01 12:00	92.139	ISCO	04/22/02 12:00	133.403	ISCO
09/28/01 12:00	64.297	ISCO	12/21/01 12:00	46.517	ISCO	04/23/02 08:25	86.555	ISCO
10/01/01 12:00	39.003	ISCO	12/22/01 12:00	45.793	ISCO	04/23/02 08:27	81.296	DH-48
10/02/01 10:06	50.268	GRAB	12/23/01 12:00	73.285	ISCO	04/23/02 12:00	81.341	ISCO
10/02/01 10:08	59.413	ISCO	12/24/01 12:00	141.643	ISCO	04/24/02 12:00	76.338	ISCO
10/02/01 12:00	48.867	ISCO	12/26/01 12:16	106.679	GRAB	04/24/02 14:00	3343.903	ISCO
10/06/01 12:00	55.306	ISCO	01/02/02 12:17	57.193	GRAB	04/24/02 17:00	9935.831	ISCO
10/09/01 11:20	56.618	GRAB	01/08/02 12:26	116.058	GRAB	04/24/02 17:30	6874.534	ISCO
10/09/01 11:23	91.596	ISCO	01/15/02 07:41	15.076	GRAB	04/24/02 17:45	6308.418	ISCO
10/10/01 12:00	101.952	ISCO	01/22/02 15:19	69.230	GRAB	04/24/02 18:00	6152.873	ISCO
10/12/01 12:00	246.133	ISCO	01/29/02 08:56	41.974	GRAB	04/24/02 18:30	5579.191	ISCO

**Table C2. (Continued)**

Date/Time (CST)	SSC (mg/L)	Sampling Method	Date/Time (CST)	SSC (mg/L)	Sampling Method	Date/Time (CST)	SSC (mg/L)	Sampling Method
04/24/02 18:34	5647.226	D-74	05/08/02 14:15	120.896	ISCO	06/06/02 12:00	472.934	ISCO
04/24/02 18:45	4954.665	ISCO	05/09/02 01:15	160.347	ISCO	06/11/02 14:15	2230.183	ISCO
04/24/02 18:54	4864.215	D-74	05/09/02 04:15	1871.820	ISCO	06/11/02 14:17	1944.273	ISCO
04/24/02 18:56	4685.459	ISCO	05/09/02 07:15	522.972	ISCO	06/11/02 14:19	2264.160	GRAB
04/24/02 20:00	3650.122	ISCO	05/09/02 10:15	271.038	ISCO	06/11/02 16:00	5269.024	ISCO
04/25/02 02:00	1347.395	ISCO	05/11/02 16:45	1195.445	ISCO	06/11/02 17:15	2624.117	ISCO
04/25/02 05:00	825.300	ISCO	05/11/02 17:00	1085.759	ISCO	06/11/02 20:30	1772.726	ISCO
04/25/02 08:00	592.916	ISCO	05/11/02 20:00	618.544	ISCO	06/11/02 23:30	442.527	ISCO
04/25/02 11:00	476.489	ISCO	05/11/02 23:00	375.162	ISCO	06/12/02 02:30	245.730	ISCO
04/25/02 12:00	440.683	ISCO	05/12/02 02:00	2434.451	ISCO	06/12/02 12:00	327.764	ISCO
04/25/02 14:00	391.962	ISCO	05/12/02 02:30	5568.883	ISCO	06/13/02 12:00	283.690	ISCO
04/25/02 17:00	327.153	ISCO	05/12/02 03:00	6330.673	ISCO	06/18/02 11:10	148.213	ISCO
04/25/02 20:00	281.151	ISCO	05/12/02 03:30	5944.425	ISCO	06/18/02 11:11	66.340	GRAB
04/25/02 23:00	254.086	ISCO	05/12/02 04:00	6205.634	ISCO	06/21/02 12:00	346.172	ISCO
04/26/02 02:00	218.567	ISCO	05/12/02 04:45	6995.242	ISCO	06/24/02 12:00	211.731	ISCO
04/26/02 05:00	188.067	ISCO	05/12/02 05:00	6934.244	ISCO	06/25/02 08:11	79.839	ISCO
04/26/02 08:00	163.933	ISCO	05/12/02 06:45	3137.349	ISCO	06/25/02 08:12	111.336	GRAB
04/26/02 11:00	155.488	ISCO	05/13/02 08:30	530.086	DH-76	06/25/02 12:00	135.717	ISCO
04/26/02 12:00	144.713	ISCO	05/13/02 11:00	455.422	ISCO	06/29/02 12:00	235.884	ISCO
04/26/02 14:00	142.859	ISCO	05/13/02 12:00	433.673	ISCO	07/01/02 12:10	87.886	GRAB
04/27/02 08:30	611.084	ISCO	05/13/02 14:00	421.125	ISCO	07/02/02 12:00	175.195	ISCO
04/27/02 10:15	3086.257	ISCO	05/13/02 17:00	341.729	ISCO	07/03/02 12:00	794.927	ISCO
04/27/02 10:45	5182.502	ISCO	05/13/02 20:00	293.664	ISCO	07/04/02 12:00	265.332	ISCO
04/27/02 11:15	6420.238	ISCO	05/13/02 23:00	278.689	ISCO	07/05/02 12:00	206.425	ISCO
04/27/02 11:30	7680.657	ISCO	05/14/02 02:00	245.811	ISCO	07/06/02 12:00	194.397	ISCO
04/27/02 12:00	5750.703	ISCO	05/14/02 05:00	218.938	ISCO	07/07/02 12:00	155.508	ISCO
04/27/02 12:45	6164.338	ISCO	05/14/02 08:00	208.218	ISCO	07/08/02 12:00	148.332	ISCO
04/27/02 14:30	3565.167	ISCO	05/14/02 09:15	196.975	ISCO	07/09/02 11:51	155.397	GRAB
04/27/02 15:45	2752.742	ISCO	05/14/02 09:16	187.612	GRAB	07/09/02 12:00	176.554	ISCO
04/29/02 13:11	373.473	ISCO	05/14/02 12:00	165.008	ISCO	07/13/02 12:00	63.238	ISCO
04/29/02 13:14	208.355	DH-48	05/15/02 12:00	93.624	ISCO	07/14/02 12:00	61.760	ISCO
04/29/02 14:30	251.794	ISCO	05/16/02 12:00	524.996	ISCO	07/15/02 12:00	67.538	ISCO
04/29/02 17:30	223.463	ISCO	05/16/02 13:00	578.244	ISCO	07/15/02 13:26	369.079	GRAB
04/29/02 20:30	203.160	ISCO	05/16/02 16:00	609.676	ISCO	07/16/02 12:00	124.988	ISCO
04/29/02 23:30	252.346	ISCO	05/16/02 19:00	266.732	ISCO	07/17/02 12:00	160.978	ISCO
04/30/02 02:30	174.946	ISCO	05/16/02 22:00	132.580	ISCO	07/18/02 12:00	140.063	ISCO
04/30/02 05:30	153.948	ISCO	05/17/02 12:00	58.847	ISCO	07/19/02 12:00	67.555	ISCO
04/30/02 07:30	152.239	ISCO	05/17/02 16:00	450.818	ISCO	07/20/02 12:00	124.065	ISCO
04/30/02 07:35	149.670	ISCO	05/17/02 19:00	1788.997	ISCO	07/21/02 12:00	117.673	ISCO
04/30/02 10:30	136.114	ISCO	05/17/02 22:00	431.030	ISCO	07/22/02 12:00	113.070	ISCO
04/30/02 12:00	133.425	ISCO	05/18/02 01:00	178.632	ISCO	07/22/02 18:30	1065.218	ISCO
04/30/02 13:30	133.086	ISCO	05/18/02 04:00	123.105	ISCO	07/22/02 19:00	3486.926	ISCO
05/01/02 12:00	93.564	ISCO	05/18/02 12:00	75.107	ISCO	07/22/02 22:00	814.140	ISCO
05/02/02 12:00	106.158	ISCO	05/20/02 12:00	42.411	ISCO	07/23/02 01:00	354.792	ISCO
05/03/02 12:00	83.681	ISCO	05/21/02 08:52	31.214	ISCO	07/23/02 08:13	123.366	GRAB
05/04/02 12:00	60.558	ISCO	05/21/02 08:53	34.634	GRAB	07/23/02 12:00	135.724	ISCO
05/05/02 12:00	54.529	ISCO	05/21/02 12:00	39.326	ISCO	07/24/02 12:00	82.326	ISCO
05/06/02 12:00	123.987	ISCO	05/22/02 12:00	38.195	ISCO	07/25/02 12:00	126.016	ISCO
05/07/02 02:15	1716.085	ISCO	05/23/02 12:00	34.516	ISCO	07/26/02 05:15	2784.525	ISCO
05/07/02 03:45	5445.335	ISCO	05/24/02 12:00	33.330	ISCO	07/26/02 05:30	9351.643	ISCO
05/07/02 05:15	4527.480	ISCO	05/25/02 12:00	27.608	ISCO	07/26/02 06:15	10514.255	ISCO
05/07/02 06:02	2761.706	ISCO	05/26/02 12:00	61.109	ISCO	07/26/02 08:30	3199.518	ISCO
05/07/02 06:03	2752.186	DH-76	05/27/02 12:00	68.799	ISCO	07/26/02 10:00	2205.397	ISCO
05/07/02 06:16	2459.335	DH-76	05/28/02 09:52	88.465	ISCO	07/26/02 10:02	2188.119	ISCO
05/07/02 06:18	2226.924	ISCO	05/28/02 09:53	57.897	GRAB	07/26/02 10:03	2239.770	D-74
05/07/02 08:15	1259.283	ISCO	05/28/02 12:00	174.593	ISCO	07/26/02 10:20	2210.269	D-74
05/07/02 11:15	606.214	ISCO	05/29/02 12:00	83.309	ISCO	07/26/02 10:21	2089.812	ISCO
05/07/02 12:00	496.087	ISCO	05/29/02 15:00	3553.316	ISCO	07/26/02 11:15	1455.858	ISCO
05/07/02 14:15	370.789	ISCO	05/29/02 18:00	4328.324	ISCO	07/26/02 11:30	1457.085	ISCO
05/07/02 17:15	266.040	ISCO	05/29/02 21:00	891.350	ISCO	07/26/02 12:00	1228.360	ISCO
05/07/02 20:15	215.315	ISCO	05/30/02 00:00	326.017	ISCO	07/26/02 14:13	511.878	DH-76
05/07/02 23:15	177.890	ISCO	05/30/02 12:00	99.703	ISCO	07/26/02 14:30	464.061	ISCO
05/08/02 02:15	148.418	ISCO	06/02/02 12:00	197.304	ISCO	07/26/02 17:30	211.441	ISCO
05/08/02 05:15	143.299	ISCO	06/04/02 12:00	245.898	ISCO	07/28/02 12:00	254.173	ISCO
05/08/02 08:15	126.860	ISCO	06/04/02 13:06	184.834	ISCO	07/29/02 12:00	56.006	ISCO
05/08/02 11:15	114.458	ISCO	06/04/02 13:07	110.648	GRAB	07/30/02 08:27	30.330	GRAB
05/08/02 12:00	115.801	ISCO	06/05/02 12:00	134.919	ISCO	08/06/02 07:45	37.573	GRAB

**Table C2. (Continued)**

Date/Time (CST)	SSC (mg/L)	Sampling Method	Date/Time (CST)	SSC (mg/L)	Sampling Method	Date/Time (CST)	SSC (mg/L)	Sampling Method
08/12/02 10:55	41.933	GRAB	06/11/03 01:30	6512.110	ISCO	11/18/03 15:15	116.403	ISCO
08/13/02 12:00	238.939	ISCO	06/11/03 03:45	6090.728	ISCO	11/18/03 18:15	79.950	ISCO
08/19/02 06:00	364.189	ISCO	06/11/03 04:30	3620.295	ISCO	11/18/03 21:15	69.746	ISCO
08/20/02 10:38	82.586	GRAB	06/11/03 07:30	1641.877	ISCO	11/19/03 12:00	27.858	ISCO
08/27/02 10:02	35.956	GRAB	06/11/03 15:35	259.864	GRAB	11/24/03 13:58	12.114	GRAB
09/03/02 11:04	23.503	GRAB	06/14/03 12:00	155.758	ISCO	12/02/03 12:47	9.894	GRAB
09/10/02 08:54	28.779	GRAB	06/15/03 12:00	229.111	ISCO	12/08/03 09:59	17.450	GRAB
09/16/02 11:50	18.443	GRAB	06/16/03 12:00	76.147	ISCO	12/17/03 12:00	9.586	GRAB
09/23/02 11:02	19.553	GRAB	06/17/03 08:53	99.747	GRAB	12/22/03 11:56	8.248	GRAB
10/01/02 08:04	32.752	GRAB	06/17/03 12:00	277.348	ISCO	12/29/03 12:30	16.353	GRAB
10/08/02 09:26	58.714	GRAB	06/18/03 12:00	186.516	ISCO	01/06/04 12:50	113.310	GRAB
10/15/02 09:27	18.153	GRAB	06/24/03 10:50	154.454	GRAB	01/13/04 09:20	97.793	GRAB
10/21/02 10:48	20.005	GRAB	07/01/03 08:10	64.809	GRAB	01/20/04 12:16	63.858	GRAB
10/28/02 11:55	13.106	GRAB	07/08/03 10:05	89.730	GRAB	01/27/04 11:45	40.456	GRAB
11/06/02 12:24	3.923	GRAB	07/08/03 23:15	2507.943	ISCO	02/02/04 13:11	23.512	GRAB
11/12/02 11:36	16.086	GRAB	07/09/03 08:04	252.502	DH-48	02/09/04 12:56	57.454	GRAB
11/18/02 13:53	6.534	GRAB	07/09/03 22:30	2770.830	ISCO	02/17/04 13:20	29.303	GRAB
11/25/02 11:43	8.952	GRAB	07/09/03 22:45	5173.912	ISCO	02/24/04 12:44	53.341	GRAB
12/03/02 11:30	28.587	GRAB	07/10/03 00:33	3080.238	ISCO	03/02/04 11:45	38.108	GRAB
12/10/02 08:32	28.361	GRAB	07/10/03 00:36	3060.695	DH-76	03/04/04 16:10	472.605	GRAB
12/17/02 11:00	3.795	GRAB	07/10/03 00:50	2560.149	DH-76	03/04/04 19:15	710.939	ISCO
12/23/02 10:02	12.348	GRAB	07/10/03 00:52	2431.118	ISCO	03/04/04 22:15	645.642	ISCO
12/30/02 10:12	2.554	GRAB	07/10/03 01:00	2409.621	ISCO	03/05/04 01:15	594.213	ISCO
01/07/03 11:30	22.699	GRAB	07/10/03 01:45	4338.381	ISCO	03/05/04 04:15	531.689	ISCO
01/14/03 11:25	22.082	GRAB	07/10/03 04:45	709.632	ISCO	03/05/04 07:15	550.414	ISCO
01/21/03 12:20	23.237	GRAB	07/10/03 05:51	427.398	DH-76	03/05/04 10:15	335.345	ISCO
01/28/03 11:33	46.783	GRAB	07/10/03 07:45	235.580	ISCO	03/05/04 12:00	263.307	ISCO
02/05/03 12:10	5.182	GRAB	07/10/03 12:00	123.551	ISCO	03/05/04 13:15	219.559	ISCO
02/10/03 12:43	21.864	GRAB	07/15/03 10:20	139.762	GRAB	03/05/04 16:15	166.421	ISCO
02/18/03 12:10	6.369	GRAB	07/18/03 12:00	229.334	ISCO	03/05/04 19:15	165.818	ISCO
02/25/03 11:36	4.960	GRAB	07/22/03 11:10	48.206	GRAB	03/05/04 22:15	151.103	ISCO
03/04/03 12:05	4.234	GRAB	07/29/03 11:20	37.139	GRAB	03/06/04 01:15	142.400	ISCO
03/10/03 11:25	5.326	GRAB	08/05/03 11:15	34.732	DIP	03/06/04 04:15	119.223	ISCO
03/18/03 11:00	16.687	GRAB	08/13/03 09:30	46.032	DIP	03/06/04 07:15	128.045	ISCO
03/25/03 12:49	48.885	GRAB	08/18/03 10:51	23.948	DIP	03/06/04 12:00	66.319	ISCO
04/01/03 11:20	14.244	GRAB	08/26/03 08:35	43.683	DIP	03/07/04 12:00	47.394	ISCO
04/07/03 12:00	134.146	ISCO	08/31/03 19:15	2012.300	ISCO	03/08/04 12:00	36.842	ISCO
04/08/03 11:10	18.788	GRAB	08/31/03 19:30	2581.126	ISCO	03/09/04 12:00	40.284	ISCO
04/08/03 11:12	21.265	ISCO	08/31/03 22:30	1149.201	ISCO	03/09/04 13:10	72.556	GRAB
04/08/03 12:00	49.816	ISCO	09/01/03 00:30	3188.653	ISCO	03/16/04 11:55	81.995	GRAB
04/15/03 09:55	23.681	GRAB	09/01/03 01:30	1982.764	ISCO	03/22/04 11:40	37.399	GRAB
04/17/03 12:00	17.557	ISCO	09/01/03 04:30	446.092	ISCO	03/26/04 12:00	73.075	ISCO
04/22/03 08:10	5.612	GRAB	09/01/03 07:30	879.340	ISCO	03/27/04 12:00	56.898	ISCO
04/25/03 12:00	662.425	ISCO	09/01/03 10:30	1460.854	ISCO	03/28/04 12:00	35.481	ISCO
04/27/03 12:00	93.787	ISCO	09/01/03 13:30	349.177	ISCO	03/29/04 13:10	66.408	GRAB
04/29/03 08:26	18.101	GRAB	09/02/03 12:16	48.342	GRAB	03/30/04 12:00	52.101	ISCO
04/29/03 08:27	19.672	ISCO	09/09/03 10:44	37.715	GRAB	03/31/04 12:00	37.223	ISCO
04/30/03 12:00	165.106	ISCO	09/16/03 10:01	50.131	GRAB	04/01/04 12:00	39.877	ISCO
05/01/03 12:00	143.270	ISCO	09/23/03 10:40	41.451	GRAB	04/02/04 12:00	22.682	ISCO
05/04/03 12:00	21.392	ISCO	09/30/03 09:45	33.916	GRAB	04/03/04 12:00	25.665	ISCO
05/04/03 18:15	2164.472	ISCO	10/06/03 10:37	29.565	GRAB	04/04/04 12:00	25.693	ISCO
05/04/03 21:15	4802.959	ISCO	10/14/03 12:00	103.308	GRAB	04/06/04 12:00	20.082	ISCO
05/05/03 00:15	1336.514	ISCO	10/21/03 13:21	69.277	GRAB	04/07/04 15:55	49.854	GRAB
05/05/03 03:15	606.858	ISCO	10/27/03 11:55	19.366	GRAB	04/13/04 08:31	39.130	GRAB
05/05/03 06:15	382.947	ISCO	11/04/03 11:10	38.153	GRAB	04/20/04 08:19	52.893	GRAB
05/05/03 13:13	178.796	ISCO	11/12/03 10:15	10.652	GRAB	04/24/04 19:45	4978.035	ISCO
05/06/03 07:51	96.894	DH-48	11/17/03 10:12	10.812	GRAB	04/24/04 22:45	620.189	ISCO
05/06/03 12:00	136.077	ISCO	11/18/03 00:15	698.607	ISCO	04/25/04 01:45	318.691	ISCO
05/07/03 12:00	93.355	ISCO	11/18/03 03:15	1662.477	ISCO	04/25/04 12:00	98.664	ISCO
05/10/03 10:45	610.969	ISCO	11/18/03 09:15	414.507	ISCO	04/27/04 08:35	51.765	GRAB
05/13/03 08:42	66.169	GRAB	11/18/03 10:21	327.838	DH-76	04/27/04 12:00	78.956	ISCO
05/15/03 12:00	75.538	ISCO	11/18/03 11:02	268.466	ISCO	04/28/04 12:00	75.330	ISCO
05/21/03 10:15	21.176	GRAB	11/18/03 11:04	258.643	DH-48	05/04/04 08:05	47.823	GRAB
05/27/03 10:45	50.241	GRAB	11/18/03 11:16	271.188	DH-48	05/11/04 07:38	46.159	GRAB
06/02/03 10:50	72.021	GRAB	11/18/03 11:17	275.496	ISCO	05/13/04 17:45	1442.450	ISCO
06/10/03 08:08	140.672	GRAB	11/18/03 12:00	221.360	ISCO	05/13/04 20:45	1213.129	ISCO
06/10/03 12:00	203.603	ISCO	11/18/03 12:15	210.173	ISCO	05/13/04 23:45	571.921	ISCO

**Table C2. (Continued)**

Date/Time (CST)	SSC (mg/L)	Sampling Method	Date/Time (CST)	SSC (mg/L)	Sampling Method	Date/Time (CST)	SSC (mg/L)	Sampling Method
05/14/04 07:15	694.321	ISCO	07/27/04 08:05	35.348	GRAB	11/04/04 04:45	266.440	ISCO
05/14/04 10:15	1514.802	ISCO	08/03/04 08:40	29.716	GRAB	11/04/04 07:45	205.868	ISCO
05/14/04 12:00	842.086	ISCO	08/10/04 07:30	38.125	GRAB	11/04/04 10:45	174.500	ISCO
05/14/04 13:15	580.173	ISCO	08/17/04 09:46	36.204	GRAB	11/04/04 12:00	156.626	ISCO
05/14/04 16:15	388.787	ISCO	08/24/04 09:51	47.944	GRAB	11/05/04 12:30	65.927	DH-48
05/14/04 19:15	302.114	ISCO	08/25/04 15:21	350.833	GRAB	11/07/04 12:00	57.275	ISCO
05/14/04 22:15	240.041	ISCO	08/25/04 15:45	4085.319	ISCO	11/08/04 12:00	32.544	GRAB
05/15/04 12:00	138.225	ISCO	08/25/04 16:15	8905.975	ISCO	11/13/04 12:00	50.426	ISCO
05/17/04 12:00	204.306	ISCO	08/25/04 17:00	7138.421	ISCO	11/16/04 08:56	23.275	GRAB
05/18/04 12:00	128.932	ISCO	08/25/04 18:23	5175.694	ISCO	11/16/04 12:00	52.631	ISCO
05/22/04 12:00	225.095	ISCO	08/25/04 18:25	5302.902	DH-76	11/17/04 12:00	41.065	ISCO
05/23/04 12:00	121.240	ISCO	08/25/04 18:41	5096.500	DH-76	11/19/04 12:00	33.716	ISCO
05/24/04 12:00	88.220	ISCO	08/25/04 18:43	4697.437	ISCO	11/22/04 12:28	17.159	GRAB
05/24/04 23:15	2019.366	ISCO	08/25/04 20:00	2639.177	ISCO	11/27/04 06:30	595.616	ISCO
05/24/04 23:45	10208.561	ISCO	08/25/04 20:45	2202.280	ISCO	11/27/04 09:30	540.859	ISCO
05/24/04 23:45	12248.631	DH-76	08/25/04 21:45	1775.446	ISCO	11/27/04 12:00	462.494	ISCO
05/25/04 02:15	8865.655	ISCO	08/26/04 00:00	813.805	ISCO	11/27/04 12:30	484.027	ISCO
05/25/04 03:05	5957.732	ISCO	08/26/04 00:45	631.044	ISCO	11/30/04 08:47	89.683	DH-76
05/25/04 03:09	5752.914	ISCO	08/26/04 03:45	269.873	ISCO	11/30/04 12:00	74.682	ISCO
05/25/04 03:11	5894.610	DH-76	08/26/04 11:51	109.900	DH-76	11/30/04 19:45	164.973	ISCO
05/25/04 03:22	5330.015	DH-76	08/26/04 12:00	107.521	ISCO	11/30/04 22:45	299.282	ISCO
05/25/04 03:23	5183.806	ISCO	08/28/04 02:30	2862.435	ISCO	12/01/04 01:45	200.900	ISCO
05/25/04 04:15	3309.913	ISCO	08/28/04 05:30	689.231	ISCO	12/01/04 07:45	127.621	ISCO
05/25/04 05:15	2102.740	ISCO	08/28/04 08:30	233.669	ISCO	12/06/04 03:45	281.540	ISCO
05/25/04 08:15	828.653	ISCO	08/28/04 12:00	137.854	ISCO	12/06/04 06:45	149.889	ISCO
05/25/04 11:15	522.449	ISCO	08/31/04 10:50	16.724	GRAB	12/06/04 12:00	97.282	ISCO
05/25/04 15:41	346.137	DH-76	09/08/04 07:05	46.113	GRAB	12/07/04 04:30	217.358	ISCO
05/25/04 20:15	310.915	ISCO	09/14/04 10:01	27.034	GRAB	12/07/04 07:30	668.577	ISCO
05/28/04 12:00	122.129	ISCO	09/21/04 07:25	74.517	GRAB	12/07/04 10:05	1847.757	DH-76
05/29/04 12:00	332.696	ISCO	09/28/04 09:40	24.110	GRAB	12/07/04 13:30	948.917	ISCO
05/30/04 11:00	1521.823	ISCO	10/05/04 07:45	26.979	GRAB	12/07/04 14:00	804.800	DH-76
05/30/04 12:00	3148.140	ISCO	10/12/04 11:35	31.434	GRAB	12/09/04 10:35	68.973	GRAB
05/30/04 14:00	1838.246	ISCO	10/18/04 15:00	543.634	GRAB	12/10/04 12:00	54.597	ISCO
05/30/04 20:00	235.935	ISCO	10/19/04 01:45	472.773	ISCO	12/11/04 12:00	50.617	ISCO
06/01/04 11:11	70.049	GRAB	10/19/04 04:45	231.170	ISCO	12/14/04 11:40	47.409	GRAB
06/01/04 12:00	103.361	ISCO	10/19/04 07:27	108.263	GRAB	12/21/04 09:42	26.219	DIP
06/02/04 12:00	101.654	ISCO	10/19/04 12:00	68.350	ISCO	12/28/04 11:27	14.455	DIP
06/03/04 12:00	78.226	ISCO	10/20/04 12:00	59.784	ISCO	01/04/05 10:47	173.329	GRAB
06/04/04 12:00	101.744	ISCO	10/21/04 12:00	48.369	ISCO	01/04/05 12:00	161.612	ISCO
06/05/04 12:00	195.152	ISCO	10/22/04 12:00	32.904	ISCO	01/04/05 21:45	1588.752	ISCO
06/06/04 12:00	158.723	ISCO	10/23/04 12:00	45.394	ISCO	01/05/05 00:45	4424.258	ISCO
06/08/04 09:40	74.734	GRAB	10/26/04 14:10	33.737	GRAB	01/05/05 03:45	1808.286	ISCO
06/11/04 12:00	289.250	ISCO	10/27/04 12:00	54.323	ISCO	01/05/05 06:45	1160.717	ISCO
06/15/04 08:15	3397.549	ISCO	10/28/04 12:00	45.186	ISCO	01/05/05 18:45	1513.638	ISCO
06/15/04 09:30	5349.382	ISCO	10/29/04 12:00	96.051	ISCO	01/07/05 12:00	151.429	ISCO
06/15/04 10:34	4227.489	ISCO	10/30/04 00:45	272.205	ISCO	01/08/05 12:00	70.982	ISCO
06/15/04 10:36	4515.551	DH-76	10/30/04 03:45	380.732	ISCO	01/09/05 12:00	53.499	ISCO
06/15/04 10:46	4327.358	DH-76	10/30/04 06:45	179.219	ISCO	01/11/05 11:47	60.082	GRAB
06/15/04 10:48	4054.281	ISCO	10/30/04 09:45	137.876	ISCO	01/11/05 12:00	67.254	ISCO
06/15/04 11:15	3554.072	ISCO	10/30/04 12:00	104.507	ISCO	01/12/05 12:00	81.472	ISCO
06/15/04 12:00	2334.006	ISCO	10/30/04 12:45	100.885	ISCO	01/12/05 21:00	6742.357	ISCO
06/15/04 14:15	680.818	ISCO	10/31/04 12:00	66.860	ISCO	01/12/05 21:30	12111.005	ISCO
06/15/04 17:15	271.907	ISCO	11/01/04 05:30	247.206	ISCO	01/13/05 00:00	8612.276	ISCO
06/15/04 20:15	188.680	ISCO	11/01/04 08:00	1602.562	ISCO	01/13/05 03:00	3755.190	ISCO
06/16/04 09:21	88.455	GRAB	11/01/04 08:30	1973.076	ISCO	01/13/05 06:00	2536.918	ISCO
06/18/04 12:00	66.539	ISCO	11/01/04 11:30	1805.296	ISCO	01/13/05 07:45	2607.273	ISCO
06/22/04 07:15	62.225	GRAB	11/01/04 12:00	1866.944	ISCO	01/13/05 09:00	2394.565	ISCO
06/28/04 10:40	48.423	GRAB	11/01/04 14:30	1699.379	ISCO	01/13/05 12:00	1660.584	ISCO
07/06/04 09:15	46.093	GRAB	11/01/04 17:30	986.907	ISCO	01/13/05 15:05	1061.164	GRAB
07/10/04 17:00	1995.328	ISCO	11/01/04 20:30	703.280	ISCO	01/19/05 11:06	33.954	GRAB
07/10/04 19:15	7145.005	ISCO	11/01/04 23:30	540.469	ISCO	01/25/05 10:50	30.573	GRAB
07/10/04 20:00	4856.670	ISCO	11/02/04 02:30	396.474	ISCO	02/01/05 10:26	24.532	GRAB
07/10/04 22:15	906.950	ISCO	11/02/04 05:30	313.821	ISCO	02/08/05 11:05	91.275	GRAB
07/11/04 02:00	223.091	ISCO	11/02/04 08:30	290.734	ISCO	02/15/05 10:51	162.316	GRAB
07/11/04 11:10	76.097	GRAB	11/02/04 11:30	226.585	ISCO	02/15/05 12:00	154.366	ISCO
07/13/04 08:15	56.582	DIP	11/02/04 12:00	97.653	ISCO	02/16/05 12:00	170.605	ISCO
07/19/04 09:12	27.202	GRAB	11/03/04 09:02	119.460	GRAB	02/17/05 12:00	49.240	ISCO

**Table C2. (Continued)**

Date/Time (CST)	SSC (mg/L)	Sampling Method	Date/Time (CST)	SSC (mg/L)	Sampling Method	Date/Time (CST)	SSC (mg/L)	Sampling Method
02/18/05 12:00	47.641	ISCO	05/07/05 12:00	63.845	ISCO	04/04/06 08:05	35.402	GRAB
02/19/05 12:00	27.300	ISCO	05/08/05 12:00	66.801	ISCO	04/05/06 12:00	40.122	ISCO
02/20/05 12:00	25.237	ISCO	05/10/05 08:00	19.925	GRAB	04/06/06 05:45	1505.623	ISCO
02/21/05 12:00	21.062	ISCO	05/10/05 12:00	106.308	ISCO	04/06/06 07:45	6465.337	ISCO
02/22/05 12:00	17.203	ISCO	05/11/05 12:00	71.974	ISCO	04/06/06 10:02	5675.796	DH-76
02/22/05 12:38	19.113	GRAB	05/17/05 10:15	20.887	GRAB	04/06/06 10:45	10966.603	ISCO
02/23/05 12:00	23.135	ISCO	05/23/05 12:00	69.808	ISCO	04/06/06 12:00	6302.409	ISCO
02/24/05 12:00	17.579	ISCO	05/24/05 08:55	32.807	GRAB	04/06/06 13:32	2943.239	ISCO
02/25/05 12:00	30.865	ISCO	05/24/05 12:00	130.010	ISCO	04/06/06 13:33	2769.136	DH-76
02/26/05 12:00	19.043	ISCO	05/25/05 12:00	107.721	ISCO	04/06/06 13:41	2584.627	DH-76
02/27/05 12:00	18.575	ISCO	05/31/05 11:05	29.017	GRAB	04/06/06 13:42	2472.490	ISCO
02/28/05 12:00	21.393	ISCO	05/31/05 12:00	122.873	ISCO	04/06/06 14:30	1953.773	ISCO
03/01/05 10:40	31.117	GRAB	06/06/05 12:00	47.669	ISCO	04/06/06 15:00	1735.406	ISCO
03/01/05 12:00	18.389	ISCO	06/07/05 09:45	28.081	GRAB	04/06/06 15:18	1584.782	DH-76
03/02/05 12:00	26.148	ISCO	06/07/05 12:00	108.872	ISCO	04/06/06 18:00	958.932	ISCO
03/03/05 12:00	25.444	ISCO	06/08/05 12:00	85.323	ISCO	04/06/06 21:00	714.066	ISCO
03/04/05 12:00	18.560	ISCO	06/13/05 12:00	50.757	ISCO	04/07/06 00:00	522.431	ISCO
03/05/05 12:00	20.290	ISCO	06/14/05 09:34	48.269	GRAB	04/07/06 03:00	392.210	ISCO
03/06/05 12:00	17.957	ISCO	06/16/05 12:00	60.814	ISCO	04/07/06 06:00	336.630	ISCO
03/07/05 12:00	18.935	ISCO	06/17/05 12:00	71.982	ISCO	04/07/06 09:16	255.353	DIP
03/08/05 08:55	33.556	GRAB	06/21/05 10:07	28.165	GRAB	04/07/06 15:00	273.947	ISCO
03/08/05 12:00	26.542	ISCO	06/28/05 09:25	35.626	GRAB	04/08/06 12:00	88.547	ISCO
03/09/05 12:00	18.508	ISCO	07/05/05 10:55	28.638	GRAB	04/09/06 12:00	91.547	ISCO
03/10/05 12:00	15.906	ISCO	07/12/05 09:15	51.445	GRAB	04/10/06 12:00	89.518	ISCO
03/11/05 12:00	15.481	ISCO	07/19/05 11:35	33.530	GRAB	04/11/06 11:34	45.095	GRAB
03/12/05 12:00	11.832	ISCO	07/26/05 09:54	44.698	GRAB	04/11/06 12:00	90.557	ISCO
03/13/05 12:00	16.192	ISCO	08/02/05 10:26	43.323	GRAB	04/12/06 12:00	73.541	ISCO
03/14/05 12:00	13.720	ISCO	08/09/05 11:32	46.131	GRAB	04/13/06 12:00	68.681	ISCO
03/15/05 08:28	11.681	GRAB	08/16/05 12:02	47.203	GRAB	04/14/06 12:00	55.971	ISCO
03/15/05 12:00	24.331	ISCO	08/23/05 09:55	60.919	GRAB	04/15/06 12:00	47.136	ISCO
03/16/05 12:00	16.835	ISCO	08/30/05 08:05	87.156	GRAB	04/16/06 12:00	45.717	ISCO
03/17/05 12:00	15.506	ISCO	09/06/05 08:25	220.589	GRAB	04/18/06 11:46	14.521	GRAB
03/18/05 12:00	13.778	ISCO	09/13/05 08:32	130.247	GRAB	04/18/06 12:00	27.767	ISCO
03/19/05 12:00	9.382	ISCO	09/19/05 18:15	335.403	ISCO	04/19/06 12:00	60.349	ISCO
03/20/05 12:00	8.903	ISCO	09/20/05 07:54	627.741	GRAB	04/20/06 12:00	82.217	ISCO
03/21/05 12:00	10.340	ISCO	09/27/05 08:00	110.153	GRAB	04/21/06 12:00	39.484	ISCO
03/22/05 12:00	6.054	ISCO	10/04/05 07:51	59.704	GRAB	04/22/06 12:00	34.555	ISCO
03/22/05 14:02	28.348	GRAB	10/11/05 08:52	35.466	GRAB	04/23/06 12:00	30.323	ISCO
03/23/05 12:00	15.796	ISCO	10/18/05 07:29	44.600	GRAB	04/24/06 12:00	35.782	ISCO
03/24/05 12:00	8.432	ISCO	10/25/05 07:36	46.234	GRAB	04/25/06 10:31	17.779	GRAB
03/25/05 12:00	19.313	ISCO	11/01/05 08:35	82.868	GRAB	04/30/06 12:00	22.179	ISCO
03/26/05 12:00	32.737	ISCO	11/08/05 08:48	67.226	GRAB	05/01/06 12:00	20.126	ISCO
03/27/05 12:00	10.482	ISCO	11/15/05 07:55	42.192	GRAB	05/02/06 08:44	54.253	GRAB
03/28/05 12:00	12.768	ISCO	11/21/05 09:12	46.834	GRAB	05/02/06 12:00	115.363	ISCO
03/29/05 10:47	13.956	GRAB	11/28/05 08:42	48.402	GRAB	05/03/06 12:00	67.087	ISCO
03/29/05 12:00	40.079	ISCO	12/06/05 08:37	103.514	GRAB	05/04/06 12:00	57.706	ISCO
03/30/05 12:00	44.960	ISCO	12/13/05 08:19	4.403	GRAB	05/05/06 12:00	43.614	ISCO
03/31/05 12:00	27.050	ISCO	12/20/05 08:35	17.073	GRAB	05/10/06 07:37	41.603	GRAB
04/01/05 12:00	18.124	ISCO	12/27/05 08:18	7.064	GRAB	05/15/06 08:51	39.709	GRAB
04/02/05 12:00	18.142	ISCO	01/03/06 08:35	27.965	GRAB	05/17/06 12:00	55.705	ISCO
04/03/05 12:00	15.772	ISCO	01/10/06 08:27	8.229	GRAB	05/18/06 12:00	40.172	ISCO
04/04/05 12:00	28.012	ISCO	01/17/06 09:05	7.735	GRAB	05/19/06 12:00	58.050	ISCO
04/05/05 10:35	9.902	GRAB	01/24/06 08:15	11.041	GRAB	05/23/06 08:06	23.091	GRAB
04/05/05 12:00	44.490	ISCO	01/31/06 08:26	11.423	GRAB	05/25/06 12:00	87.021	ISCO
04/06/05 12:00	49.272	ISCO	02/07/06 08:24	16.407	GRAB	05/30/06 09:12	134.819	GRAB
04/07/05 12:00	26.856	ISCO	02/14/06 11:01	7.664	GRAB	06/01/06 12:00	97.204	ISCO
04/09/05 12:00	46.718	ISCO	02/21/06 09:06	5.457	GRAB	06/02/06 12:00	67.619	ISCO
04/10/05 12:00	50.773	ISCO	02/28/06 08:30	6.006	GRAB	06/03/06 12:00	203.797	ISCO
04/11/05 10:06	26.290	GRAB	03/07/06 11:42	10.006	GRAB	06/04/06 12:00	63.962	ISCO
04/14/05 08:45	27.770	GRAB	03/11/06 19:15	8300.236	ISCO	06/05/06 12:00	93.756	ISCO
04/14/05 12:00	51.672	ISCO	03/11/06 22:15	4419.678	ISCO	06/06/06 07:49	66.188	GRAB
04/18/05 12:00	58.184	ISCO	03/12/06 01:15	1377.897	ISCO	06/06/06 12:00	87.403	ISCO
04/26/05 08:01	54.740	GRAB	03/13/06 07:00	1512.741	ISCO	06/07/06 12:00	76.672	ISCO
05/03/05 10:01	10.528	GRAB	03/15/06 09:09	39.416	GRAB	06/08/06 12:00	78.569	ISCO
05/04/05 12:00	52.186	ISCO	03/20/06 12:48	24.433	GRAB	06/09/06 12:00	66.176	ISCO
05/05/05 12:00	52.974	ISCO	03/28/06 08:39	16.746	GRAB	06/11/06 12:00	53.862	ISCO
05/06/05 12:00	63.903	ISCO	04/03/06 12:00	16.207	ISCO	06/13/06 08:14	37.690	GRAB

**Table C2. (Continued)**

Date/Time (CST)	SSC (mg/L)	Sampling Method	Date/Time (CST)	SSC (mg/L)	Sampling Method	Date/Time (CST)	SSC (mg/L)	Sampling Method
06/19/06 08:55	62.476	GRAB	11/12/06 09:45	33.341	ISCO	12/12/06 14:45	924.789	ISCO
06/27/06 06:09	70.213	GRAB	11/12/06 12:00	21.938	ISCO	12/12/06 17:45	1146.401	ISCO
07/03/06 07:33	78.945	GRAB	11/14/06 09:12	13.027	GRAB	12/12/06 20:45	567.234	ISCO
07/11/06 07:26	62.193	GRAB	11/15/06 00:45	14.781	ISCO	12/12/06 23:45	390.688	ISCO
07/12/06 00:00	594.375	ISCO	11/15/06 15:45	12.337	ISCO	12/13/06 02:45	271.861	ISCO
07/12/06 00:15	22066.457	ISCO	11/15/06 18:45	46.461	ISCO	12/13/06 05:45	224.049	ISCO
07/12/06 02:45	2143.489	ISCO	11/16/06 00:45	587.429	ISCO	12/13/06 08:45	203.596	ISCO
07/12/06 05:30	633.029	ISCO	11/16/06 03:45	281.926	ISCO	12/13/06 11:45	138.299	ISCO
07/12/06 06:00	505.615	ISCO	11/16/06 06:45	144.240	ISCO	12/13/06 12:00	138.728	ISCO
07/12/06 09:24	237.835	GRAB	11/16/06 09:53	88.902	GRAB	12/13/06 14:45	124.652	ISCO
07/12/06 13:17	5374.452	DH-76	11/16/06 12:00	61.393	ISCO	12/13/06 17:45	116.273	ISCO
07/12/06 14:22	3723.896	DH-76	11/16/06 13:00	55.401	ISCO	12/13/06 20:45	121.084	ISCO
07/12/06 15:30	1873.558	ISCO	11/16/06 16:00	44.389	ISCO	12/13/06 23:45	108.681	ISCO
07/12/06 15:45	1568.492	ISCO	11/16/06 16:05	43.836	GRAB	12/14/06 02:45	105.222	ISCO
07/12/06 16:17	1211.577	DH-76	11/16/06 19:00	37.045	ISCO	12/14/06 05:45	99.186	ISCO
07/12/06 18:45	362.517	ISCO	11/16/06 22:00	28.259	ISCO	12/14/06 08:45	96.636	ISCO
07/12/06 20:16	228.900	GRAB	11/17/06 01:00	29.482	ISCO	12/14/06 11:45	64.764	ISCO
07/12/06 21:45	168.283	ISCO	11/17/06 04:00	24.895	ISCO	12/14/06 12:00	66.324	ISCO
07/12/06 23:17	140.524	GRAB	11/17/06 07:00	25.206	ISCO	12/14/06 14:45	59.132	ISCO
07/13/06 19:45	1263.683	ISCO	11/17/06 10:00	24.891	ISCO	12/14/06 17:45	63.107	ISCO
07/13/06 22:45	1752.864	ISCO	11/17/06 12:00	24.150	ISCO	12/14/06 20:45	67.449	ISCO
07/14/06 01:45	353.498	ISCO	11/17/06 13:00	20.575	ISCO	12/14/06 23:45	72.010	ISCO
07/14/06 04:45	175.378	ISCO	11/17/06 16:00	19.141	ISCO	12/15/06 02:45	69.840	ISCO
07/14/06 12:00	50.631	ISCO	11/17/06 19:00	21.987	ISCO	12/15/06 05:45	115.049	ISCO
07/18/06 07:40	50.827	GRAB	11/17/06 22:00	22.344	ISCO	12/18/06 10:41	20.537	GRAB
07/19/06 16:45	1750.264	ISCO	11/18/06 04:00	38.450	ISCO	12/18/06 10:45	95.948	ISCO
07/19/06 17:00	9886.173	ISCO	11/18/06 07:00	16.388	ISCO	12/18/06 12:00	54.378	ISCO
07/19/06 20:00	2391.933	ISCO	11/18/06 10:00	16.639	ISCO	12/18/06 13:45	29.060	ISCO
07/19/06 22:45	482.388	ISCO	11/18/06 12:00	18.534	ISCO	12/18/06 16:45	15.863	ISCO
07/19/06 23:00	407.713	ISCO	11/18/06 13:00	20.631	ISCO	12/18/06 19:45	24.387	ISCO
07/20/06 12:00	83.547	ISCO	11/18/06 16:00	12.626	ISCO	12/18/06 22:45	40.200	ISCO
07/21/06 12:00	82.208	ISCO	11/18/06 19:00	7.454	ISCO	12/19/06 10:45	65.754	ISCO
07/25/06 08:27	37.810	GRAB	11/20/06 11:00	15.377	ISCO	12/19/06 12:00	48.836	ISCO
08/01/06 06:58	47.503	GRAB	11/20/06 11:03	18.684	GRAB	12/19/06 13:45	39.187	ISCO
08/08/06 08:05	180.875	GRAB	11/20/06 12:00	1.887	ISCO	12/19/06 16:45	21.096	ISCO
08/15/06 08:55	51.153	GRAB	11/20/06 14:00	1.169	ISCO	12/19/06 19:45	29.113	ISCO
08/22/06 12:43	40.821	GRAB	11/20/06 17:00	1.211	ISCO	12/20/06 07:45	39.709	ISCO
08/26/06 12:00	370.931	ISCO	11/20/06 20:00	13.103	ISCO	12/20/06 10:45	28.576	ISCO
08/29/06 11:32	111.082	GRAB	11/21/06 11:00	31.057	ISCO	12/20/06 12:00	32.966	ISCO
09/05/06 10:23	58.270	GRAB	11/21/06 12:00	10.855	ISCO	12/20/06 13:45	33.835	ISCO
09/11/06 07:31	1103.430	ISCO	11/21/06 14:00	11.366	ISCO	12/20/06 16:45	22.595	ISCO
09/11/06 11:43	285.126	GRAB	11/21/06 17:00	1.494	ISCO	12/20/06 19:45	30.829	ISCO
09/11/06 12:00	265.741	ISCO	11/21/06 20:00	16.159	ISCO	12/20/06 22:45	34.532	ISCO
09/12/06 02:15	290.169	ISCO	11/21/06 23:00	13.099	ISCO	12/27/06 10:37	29.836	GRAB
09/19/06 11:35	28.071	GRAB	11/22/06 02:00	11.959	ISCO	01/02/07 10:06	23.542	GRAB
09/26/06 10:14	67.220	GRAB	11/22/06 08:00	9.141	ISCO	01/09/07 08:43	44.488	GRAB
10/03/06 09:41	25.457	GRAB	11/22/06 11:00	7.804	ISCO	01/09/07 12:00	32.897	ISCO
10/11/06 11:32	47.908	GRAB	11/22/06 12:00	9.517	ISCO	01/10/07 12:00	22.162	ISCO
10/17/06 10:53	186.785	GRAB	11/22/06 14:00	6.296	ISCO	01/11/07 12:00	21.595	ISCO
10/24/06 09:51	14.030	GRAB	11/22/06 17:00	7.425	ISCO	01/12/07 12:00	26.591	ISCO
10/31/06 11:30	16.495	GRAB	11/22/06 20:00	8.121	ISCO	01/14/07 12:00	39.263	ISCO
11/08/06 10:12	6.888	GRAB	11/22/06 23:00	12.671	ISCO	01/14/07 14:15	41.559	ISCO
11/10/06 17:00	1489.593	ISCO	11/28/06 09:26	24.490	GRAB	01/14/07 17:15	1124.163	ISCO
11/10/06 17:45	4308.197	ISCO	11/28/06 12:00	112.203	ISCO	01/14/07 19:45	1952.764	ISCO
11/10/06 18:15	6092.047	ISCO	11/29/06 12:00	62.168	ISCO	01/14/07 20:15	2383.078	ISCO
11/10/06 18:45	4220.151	ISCO	11/29/06 23:45	113.231	ISCO	01/15/07 02:15	990.333	ISCO
11/10/06 21:00	1411.637	ISCO	11/30/06 02:45	379.833	ISCO	01/15/07 05:15	737.704	ISCO
11/10/06 21:45	1230.762	ISCO	11/30/06 05:45	599.803	ISCO	01/15/07 08:15	458.583	ISCO
11/11/06 00:45	539.443	ISCO	11/30/06 08:45	381.352	ISCO	01/15/07 11:15	316.406	ISCO
11/11/06 03:45	216.991	ISCO	11/30/06 11:45	200.268	ISCO	01/15/07 12:00	229.604	ISCO
11/11/06 06:45	126.818	ISCO	11/30/06 12:00	197.110	ISCO	01/15/07 14:15	242.340	ISCO
11/11/06 09:45	81.655	ISCO	11/30/06 17:45	158.911	ISCO	01/15/07 20:15	191.640	ISCO
11/11/06 12:00	65.376	ISCO	12/01/06 11:45	112.846	ISCO	01/17/07 09:02	36.269	GRAB
11/11/06 12:45	61.170	ISCO	12/01/06 12:00	112.546	ISCO	01/23/07 08:58	24.925	GRAB
11/11/06 15:45	40.217	ISCO	12/06/06 09:36	23.096	GRAB	01/30/07 09:26	10.434	GRAB
11/11/06 18:45	33.434	ISCO	12/12/06 08:53	693.524	GRAB	02/06/07 10:43	31.849	GRAB
11/11/06 21:45	43.730	ISCO	12/12/06 13:10	765.743	GRAB	02/15/07 08:52	32.399	GRAB

**Table C2. (Continued)**

Date/Time (CST)	SSC (mg/L)	Sampling Method	Date/Time (CST)	SSC (mg/L)	Sampling Method	Date/Time (CST)	SSC (mg/L)	Sampling Method
02/21/07 08:23	22.830	GRAB	03/26/07 09:03	23.390	GRAB	06/23/07 13:15	294.120	ISCO
02/23/07 10:26	133.848	GRAB	03/30/07 10:30	1575.164	ISCO	06/23/07 14:00	2963.453	ISCO
02/24/07 12:36	44.137	GRAB	03/30/07 12:00	1338.134	ISCO	06/24/07 01:15	158.816	ISCO
02/24/07 16:45	905.532	ISCO	03/30/07 13:30	863.476	ISCO	06/24/07 04:15	150.073	ISCO
02/24/07 17:45	7916.453	ISCO	03/30/07 16:30	469.792	ISCO	06/24/07 07:15	141.138	ISCO
02/24/07 18:30	9419.538	ISCO	03/30/07 19:30	395.137	ISCO	06/24/07 10:15	129.968	ISCO
02/24/07 19:06	9842.851	DH-76	03/30/07 22:30	266.331	ISCO	06/24/07 13:15	246.851	ISCO
02/24/07 19:45	8544.847	ISCO	03/31/07 12:00	91.308	ISCO	06/24/07 16:15	139.896	ISCO
02/24/07 20:54	5539.006	DH-76	04/01/07 12:00	56.922	ISCO	06/24/07 19:15	108.944	ISCO
02/24/07 22:45	4107.182	ISCO	04/02/07 12:00	43.427	ISCO	06/26/07 07:56	128.154	GRAB
02/25/07 01:00	3909.876	ISCO	04/03/07 07:46	43.142	GRAB	06/27/07 12:00	196.892	ISCO
02/25/07 01:45	4236.358	ISCO	04/03/07 12:00	71.595	ISCO	06/28/07 12:00	137.383	ISCO
02/25/07 04:45	2871.236	ISCO	04/09/07 09:15	64.403	GRAB	06/28/07 17:10	595.835	DH-76
02/25/07 06:30	3562.124	ISCO	04/17/07 07:27	13.201	GRAB	06/29/07 08:15	157.037	ISCO
02/25/07 07:45	5048.285	ISCO	04/24/07 09:06	14.509	GRAB	06/29/07 12:00	150.033	ISCO
02/25/07 08:32	4041.804	DH-76	05/01/07 08:08	0.953	GRAB	07/02/07 10:03	68.390	GRAB
02/25/07 10:45	3270.745	ISCO	05/04/07 12:00	38.261	ISCO	07/03/07 12:00	141.195	ISCO
02/25/07 12:00	1976.810	ISCO	05/04/07 19:45	110.742	ISCO	07/05/07 12:00	139.227	ISCO
02/25/07 13:45	1674.608	ISCO	05/04/07 22:45	110.900	ISCO	07/06/07 12:00	113.564	ISCO
02/25/07 16:45	1275.158	ISCO	05/05/07 12:00	61.006	ISCO	07/09/07 12:00	45.937	ISCO
02/25/07 19:45	768.815	ISCO	05/06/07 12:00	51.946	ISCO	07/10/07 08:35	40.833	GRAB
02/25/07 22:45	432.280	ISCO	05/07/07 12:00	48.313	ISCO	07/12/07 12:00	62.281	ISCO
02/26/07 01:45	295.224	ISCO	05/08/07 08:36	89.490	GRAB	07/13/07 12:00	73.784	ISCO
02/26/07 04:45	220.022	ISCO	05/08/07 12:00	119.865	ISCO	07/16/07 09:45	48.342	GRAB
02/26/07 07:45	178.439	ISCO	05/09/07 12:00	93.438	ISCO	07/16/07 12:00	77.820	ISCO
02/26/07 12:00	125.439	ISCO	05/10/07 12:00	121.265	ISCO	07/17/07 12:00	121.424	ISCO
02/27/07 09:20	85.907	GRAB	05/11/07 12:00	90.380	ISCO	07/17/07 15:45	332.162	ISCO
02/27/07 12:00	61.629	ISCO	05/12/07 12:00	76.569	ISCO	07/17/07 21:45	113.384	ISCO
02/28/07 12:00	128.848	ISCO	05/13/07 12:00	81.326	ISCO	07/19/07 12:00	109.163	ISCO
02/28/07 13:54	266.875	DH-76	05/14/07 12:00	65.482	ISCO	07/23/07 12:00	32.028	ISCO
02/28/07 14:15	256.306	ISCO	05/15/07 08:27	26.020	GRAB	07/24/07 07:42	205.716	GRAB
02/28/07 17:15	347.198	ISCO	05/15/07 12:00	103.745	ISCO	07/24/07 12:00	79.253	ISCO
02/28/07 20:15	342.022	ISCO	05/16/07 12:00	96.357	ISCO	07/25/07 12:00	115.980	ISCO
02/28/07 23:15	337.241	ISCO	05/17/07 12:00	65.939	ISCO	07/27/07 12:00	93.650	ISCO
03/01/07 02:15	193.172	ISCO	05/18/07 12:00	48.279	ISCO	07/29/07 12:00	102.833	ISCO
03/01/07 05:15	251.327	ISCO	05/19/07 12:00	77.087	ISCO	07/31/07 10:38	40.524	GRAB
03/01/07 07:30	4370.659	ISCO	05/20/07 12:00	77.167	ISCO	07/31/07 12:00	52.316	ISCO
03/01/07 07:52	7158.409	DH-76	05/21/07 12:00	50.421	ISCO	08/01/07 12:00	44.599	ISCO
03/01/07 09:00	7652.306	ISCO	05/22/07 07:36	73.475	GRAB	08/03/07 12:00	21.927	ISCO
03/01/07 09:37	9069.792	DH-76	05/23/07 12:00	102.354	ISCO	08/04/07 12:00	67.043	ISCO
03/01/07 10:30	7583.671	ISCO	05/25/07 12:00	77.506	ISCO	08/06/07 12:00	84.905	ISCO
03/01/07 11:15	6068.210	ISCO	05/28/07 12:00	102.344	ISCO	08/07/07 08:22	53.665	GRAB
03/01/07 11:26	6239.830	DH-76	05/29/07 09:16	74.771	GRAB	08/14/07 09:14	27.031	GRAB
03/01/07 12:00	4742.796	ISCO	05/30/07 12:00	114.134	ISCO	08/21/07 08:11	45.709	GRAB
03/01/07 13:07	3691.736	ISCO	06/04/07 12:00	77.640	ISCO	08/28/07 08:24	64.984	GRAB
03/01/07 13:10	3980.239	DH-76	06/05/07 08:16	74.889	GRAB	09/05/07 08:30	60.597	GRAB
03/01/07 13:30	3565.108	ISCO	06/06/07 12:00	99.004	ISCO	10/03/07 00:15	1787.303	ISCO
03/01/07 13:33	3779.112	DH-76	06/07/07 12:00	125.353	ISCO	10/03/07 03:15	808.973	ISCO
03/01/07 13:36	3567.078	ISCO	06/11/07 09:12	72.224	GRAB	10/03/07 06:15	350.796	ISCO
03/01/07 14:15	3335.582	ISCO	06/11/07 12:00	108.561	ISCO	10/03/07 09:15	241.546	ISCO
03/01/07 15:48	2537.587	DH-76	06/12/07 12:00	83.558	ISCO	10/03/07 12:00	186.373	ISCO
03/01/07 16:45	2684.737	ISCO	06/13/07 12:00	86.710	ISCO	10/03/07 12:15	150.729	ISCO
03/01/07 17:15	2110.165	ISCO	06/14/07 12:00	67.855	ISCO	10/03/07 15:15	141.489	ISCO
03/01/07 20:15	1891.856	ISCO	06/15/07 12:00	64.566	ISCO	10/03/07 18:15	172.825	ISCO
03/01/07 23:15	1363.983	ISCO	06/18/07 12:00	48.526	ISCO	10/04/07 12:00	83.952	ISCO
03/02/07 05:15	1070.461	ISCO	06/19/07 06:43	60.980	GRAB	10/10/07 13:41	49.851	GRAB
03/02/07 11:15	291.248	ISCO	06/20/07 12:00	56.991	ISCO	10/16/07 07:53	62.242	GRAB
03/02/07 12:00	251.045	ISCO	06/21/07 12:00	86.817	ISCO	10/23/07 08:43	39.724	GRAB
03/02/07 14:15	172.170	ISCO	06/22/07 21:15	504.895	ISCO	10/30/07 08:19	30.486	GRAB
03/02/07 17:15	172.792	ISCO	06/22/07 22:45	3676.333	ISCO	11/06/07 09:21	25.631	GRAB
03/02/07 20:15	181.110	ISCO	06/23/07 00:15	3249.601	ISCO	11/13/07 10:11	33.135	GRAB
03/03/07 02:15	193.073	ISCO	06/23/07 03:15	1768.077	ISCO	11/19/07 08:55	21.068	GRAB
03/03/07 12:00	76.680	ISCO	06/23/07 06:08	619.100	GRAB	11/21/07 12:00	39.558	ISCO
03/06/07 10:18	43.070	GRAB	06/23/07 06:30	283.995	ISCO	11/27/07 09:39	17.287	GRAB
03/13/07 08:10	34.862	GRAB	06/23/07 07:30	420.463	DH-48	12/04/07 07:54	10.744	GRAB
03/20/07 07:58	31.474	GRAB	06/23/07 07:38	403.868	DH-48	12/11/07 08:27	67.317	GRAB
03/22/07 08:45	45.441	GRAB	06/23/07 12:30	427.906	ISCO	12/11/07 11:15	215.260	ISCO

**Table C2. (Continued)**

Date/Time (CST)	SSC (mg/L)	Sampling Method	Date/Time (CST)	SSC (mg/L)	Sampling Method	Date/Time (CST)	SSC (mg/L)	Sampling Method
12/11/07 12:00	156.219	ISCO	02/05/08 09:15	1044.595	DH-76	03/19/08 08:45	158.563	ISCO
12/11/07 14:15	73.659	ISCO	02/05/08 09:45	1078.805	ISCO	03/19/08 11:45	130.638	ISCO
12/11/07 17:15	108.815	ISCO	02/05/08 12:00	802.950	ISCO	03/19/08 12:00	118.152	ISCO
12/11/07 20:15	80.736	ISCO	02/05/08 12:45	710.710	ISCO	03/19/08 14:45	108.574	ISCO
12/11/07 23:15	58.381	ISCO	02/05/08 13:45	2896.146	ISCO	03/19/08 17:45	138.764	ISCO
12/12/07 02:15	45.366	ISCO	02/05/08 14:15	4741.346	ISCO	03/19/08 20:45	173.480	ISCO
12/12/07 05:15	53.593	ISCO	02/05/08 15:00	5835.698	ISCO	03/20/08 08:45	67.873	ISCO
12/12/07 08:15	39.827	ISCO	02/05/08 15:03	6986.604	DH-76	03/24/08 09:40	44.786	GRAB
12/12/07 11:15	33.295	ISCO	02/05/08 15:45	5153.255	ISCO	03/24/08 12:00	77.917	ISCO
12/12/07 14:15	30.069	ISCO	02/05/08 17:54	3077.355	DH-76	03/25/08 12:00	100.390	ISCO
12/12/07 17:15	25.287	ISCO	02/05/08 18:45	2673.698	ISCO	03/26/08 12:00	58.268	ISCO
12/12/07 20:15	30.877	ISCO	02/05/08 21:45	2255.341	ISCO	03/27/08 12:00	35.984	ISCO
12/12/07 23:15	22.628	ISCO	02/05/08 21:46	2721.136	DH-76	03/28/08 12:00	41.804	ISCO
12/13/07 02:15	35.710	ISCO	02/05/08 23:30	2327.264	ISCO	03/29/08 12:00	23.414	ISCO
12/13/07 12:00	26.787	ISCO	02/06/08 00:45	2428.506	ISCO	03/30/08 12:00	40.678	ISCO
12/18/07 09:05	8.038	GRAB	02/06/08 03:45	2133.716	ISCO	03/31/08 12:00	70.842	ISCO
12/26/07 09:19	9.651	GRAB	02/06/08 06:45	1603.731	ISCO	04/01/08 07:39	59.057	GRAB
01/02/08 10:20	111.301	GRAB	02/06/08 06:55	1046.363	DH-76	04/01/08 12:00	46.638	ISCO
01/07/08 19:25	373.734	GRAB	02/06/08 09:45	1351.877	ISCO	04/02/08 12:00	69.096	ISCO
01/07/08 20:00	549.891	ISCO	02/06/08 12:00	1004.728	ISCO	04/03/08 12:00	63.303	ISCO
01/07/08 21:20	727.733	DH-76	02/06/08 12:17	719.388	DH-76	04/04/08 12:00	98.330	ISCO
01/07/08 22:30	4282.899	ISCO	02/06/08 12:45	731.386	ISCO	04/05/08 12:00	58.020	ISCO
01/07/08 23:00	13669.894	ISCO	02/06/08 15:45	848.310	ISCO	04/07/08 07:57	103.501	GRAB
01/07/08 23:24	12015.815	DH-76	02/06/08 18:45	640.792	ISCO	04/07/08 12:00	68.025	ISCO
01/07/08 23:45	10469.824	ISCO	02/06/08 21:45	480.317	ISCO	04/08/08 12:00	78.551	ISCO
01/08/08 01:36	5699.948	DH-76	02/07/08 00:45	343.165	ISCO	04/09/08 12:00	48.028	ISCO
01/08/08 02:00	4044.488	ISCO	02/07/08 03:45	237.307	ISCO	04/10/08 06:15	705.794	ISCO
01/08/08 03:30	5379.015	ISCO	02/07/08 09:45	190.477	ISCO	04/10/08 09:15	2187.033	ISCO
01/08/08 04:20	6493.495	DH-76	02/07/08 12:00	132.939	ISCO	04/10/08 12:00	6633.942	ISCO
01/08/08 04:30	6967.606	ISCO	02/13/08 10:42	29.303	GRAB	04/10/08 12:15	6950.840	ISCO
01/08/08 05:00	7691.760	ISCO	02/17/08 00:15	544.556	ISCO	04/10/08 15:15	3470.643	ISCO
01/08/08 06:56	3668.480	DH-76	02/17/08 03:15	7766.502	ISCO	04/10/08 18:15	1530.680	ISCO
01/08/08 10:30	2322.222	ISCO	02/17/08 04:15	8528.502	ISCO	04/10/08 21:15	1041.371	ISCO
01/08/08 10:49	2064.106	ISCO	02/17/08 06:31	10433.795	DH-76	04/11/08 00:15	845.188	ISCO
01/08/08 10:53	2218.868	DH-76	02/17/08 08:15	4968.403	ISCO	04/11/08 03:15	650.520	ISCO
01/08/08 11:00	2108.584	ISCO	02/17/08 09:15	4115.411	ISCO	04/11/08 06:15	505.347	ISCO
01/08/08 11:17	2266.853	DH-76	02/17/08 10:09	3313.400	DH-76	04/11/08 09:15	387.184	ISCO
01/08/08 11:18	2359.358	DH-76	02/17/08 12:00	2496.405	ISCO	04/11/08 12:00	301.551	ISCO
01/08/08 11:25	1981.944	ISCO	02/17/08 12:15	2347.570	ISCO	04/11/08 12:15	306.590	ISCO
01/08/08 14:00	2088.134	ISCO	02/17/08 15:15	1966.501	ISCO	04/11/08 15:15	257.821	ISCO
01/08/08 16:56	994.278	DH-76	02/17/08 18:15	947.250	ISCO	04/11/08 18:15	244.008	ISCO
01/08/08 20:00	1214.209	ISCO	02/17/08 21:15	683.904	ISCO	04/11/08 21:15	231.698	ISCO
01/08/08 23:00	672.911	ISCO	02/18/08 00:15	460.866	ISCO	04/12/08 00:15	221.848	ISCO
01/09/08 05:00	766.556	ISCO	02/18/08 06:15	313.202	ISCO	04/12/08 03:15	196.843	ISCO
01/09/08 08:38	327.559	DH-76	02/18/08 12:08	155.981	DIP	04/12/08 06:15	150.586	ISCO
01/09/08 08:45	348.056	ISCO	02/18/08 18:15	154.019	ISCO	04/12/08 09:15	148.954	ISCO
01/09/08 11:45	300.748	ISCO	02/25/08 10:22	50.684	GRAB	04/12/08 12:00	135.747	ISCO
01/09/08 12:00	269.340	ISCO	03/04/08 09:20	81.343	GRAB	04/15/08 08:02	37.888	GRAB
01/09/08 14:45	330.017	ISCO	03/11/08 08:31	20.142	GRAB	04/15/08 08:15	90.194	ISCO
01/09/08 17:45	218.058	ISCO	03/17/08 12:51	304.977	GRAB	04/15/08 11:15	78.400	ISCO
01/09/08 20:45	198.336	ISCO	03/17/08 14:45	969.669	ISCO	04/15/08 12:00	73.229	ISCO
01/09/08 23:45	174.845	ISCO	03/17/08 17:35	675.180	GRAB	04/15/08 14:15	75.318	ISCO
01/10/08 02:45	170.518	ISCO	03/17/08 17:45	733.656	ISCO	04/15/08 17:15	61.831	ISCO
01/10/08 05:45	186.264	ISCO	03/17/08 20:45	573.991	ISCO	04/15/08 20:15	80.419	ISCO
01/10/08 08:45	183.218	ISCO	03/17/08 23:45	393.448	ISCO	04/15/08 23:15	82.386	ISCO
01/10/08 11:45	139.352	ISCO	03/18/08 02:45	334.926	ISCO	04/16/08 02:15	88.193	ISCO
01/10/08 12:00	126.321	ISCO	03/18/08 05:45	237.517	ISCO	04/16/08 05:15	87.625	ISCO
01/10/08 14:45	117.541	ISCO	03/18/08 06:42	228.447	GRAB	04/16/08 08:15	76.483	ISCO
01/10/08 17:45	127.522	ISCO	03/18/08 08:45	189.968	ISCO	04/16/08 11:15	70.457	ISCO
01/10/08 20:45	116.836	ISCO	03/18/08 11:45	150.192	ISCO	04/16/08 12:00	106.928	ISCO
01/10/08 23:45	117.700	ISCO	03/18/08 12:00	138.583	ISCO	04/16/08 14:15	92.782	ISCO
01/11/08 02:45	117.147	ISCO	03/18/08 14:45	132.948	ISCO	04/16/08 17:15	90.062	ISCO
01/11/08 05:45	124.983	ISCO	03/18/08 17:45	172.141	ISCO	04/16/08 20:15	96.326	ISCO
01/11/08 08:45	108.792	ISCO	03/18/08 20:45	172.510	ISCO	04/16/08 23:15	83.492	ISCO
01/15/08 08:46	37.330	GRAB	03/18/08 23:45	184.913	ISCO	04/17/08 12:00	86.261	ISCO
01/22/08 10:43	27.335	GRAB	03/19/08 02:45	175.503	ISCO	04/18/08 12:00	95.058	ISCO
01/29/08 09:17	29.487	GRAB	03/19/08 05:45	212.348	ISCO	04/18/08 16:30	256.278	ISCO



**Table C2. (Continued)**

Date/Time (CST)	SSC (mg/L)	Sampling Method	Date/Time (CST)	SSC (mg/L)	Sampling Method	Date/Time (CST)	SSC (mg/L)	Sampling Method
04/18/08 19:30	339.472	ISCO	06/04/08 01:45	4870.615	ISCO	07/11/08 22:15	205.631	ISCO
04/18/08 22:30	1639.479	ISCO	06/04/08 02:00	4996.901	ISCO	07/11/08 23:30	3710.200	ISCO
04/19/08 01:30	256.759	ISCO	06/04/08 03:15	4604.910	ISCO	07/15/08 08:03	77.223	GRAB
04/19/08 04:30	121.510	ISCO	06/04/08 06:36	3279.985	DH-76	07/15/08 11:00	126.106	ISCO
04/19/08 07:30	119.150	ISCO	06/04/08 14:38	1519.797	DH-76	07/15/08 12:00	287.101	ISCO
04/22/08 07:44	45.117	GRAB	06/04/08 15:15	1426.822	ISCO	07/15/08 14:00	236.305	ISCO
04/22/08 12:00	64.805	ISCO	06/04/08 18:15	1161.207	ISCO	07/15/08 17:00	157.292	ISCO
04/23/08 12:00	65.665	ISCO	06/04/08 21:15	1042.989	ISCO	07/15/08 20:00	142.704	ISCO
04/24/08 12:00	75.417	ISCO	06/05/08 00:15	764.785	ISCO	07/15/08 23:00	107.717	ISCO
04/25/08 12:00	77.917	ISCO	06/05/08 03:15	633.307	ISCO	07/16/08 02:00	121.776	ISCO
04/26/08 12:00	81.015	ISCO	06/05/08 06:15	480.527	ISCO	07/16/08 05:00	128.499	ISCO
04/27/08 12:00	37.451	ISCO	06/05/08 06:26	456.916	DH-76	07/16/08 08:00	101.614	ISCO
04/28/08 12:00	35.474	ISCO	06/05/08 09:15	404.153	ISCO	07/16/08 11:00	182.645	ISCO
04/29/08 07:56	64.444	GRAB	06/05/08 12:00	367.082	ISCO	07/16/08 12:00	115.859	ISCO
04/29/08 12:00	54.524	ISCO	06/05/08 12:15	357.559	ISCO	07/16/08 14:00	173.683	ISCO
04/30/08 12:00	49.108	ISCO	06/05/08 15:15	403.247	ISCO	07/16/08 17:00	200.476	ISCO
05/01/08 12:00	71.576	ISCO	06/05/08 18:15	308.046	ISCO	07/16/08 20:00	108.164	ISCO
05/02/08 12:00	121.082	ISCO	06/05/08 21:15	286.834	ISCO	07/16/08 23:00	94.019	ISCO
05/03/08 12:00	26.965	ISCO	06/06/08 00:15	237.688	ISCO	07/17/08 02:00	116.743	ISCO
05/04/08 12:00	50.877	ISCO	06/06/08 03:15	212.355	ISCO	07/17/08 05:00	117.031	ISCO
05/05/08 12:00	66.468	ISCO	06/06/08 06:15	236.596	ISCO	07/22/08 08:00	191.945	ISCO
05/06/08 08:15	33.385	GRAB	06/06/08 09:15	223.002	ISCO	07/22/08 08:02	151.235	DH-76
05/06/08 12:00	73.012	ISCO	06/06/08 12:00	208.503	ISCO	07/22/08 08:07	173.696	ISCO
05/07/08 12:00	69.229	ISCO	06/06/08 12:15	188.978	ISCO	07/22/08 08:09	173.947	DH-76
05/08/08 12:00	59.668	ISCO	06/06/08 15:15	169.949	ISCO	07/22/08 08:30	160.345	DH-76
05/09/08 12:00	32.134	ISCO	06/06/08 18:15	149.618	ISCO	07/22/08 08:32	157.866	ISCO
05/10/08 12:00	30.875	ISCO	06/06/08 21:15	136.666	ISCO	07/22/08 11:00	148.370	ISCO
05/11/08 04:15	613.666	ISCO	06/07/08 00:15	132.611	ISCO	07/22/08 12:00	110.680	ISCO
05/11/08 07:15	1510.361	ISCO	06/07/08 03:15	139.081	ISCO	07/22/08 14:00	222.996	ISCO
05/11/08 10:15	365.519	ISCO	06/07/08 06:15	133.642	ISCO	07/22/08 17:00	159.436	ISCO
05/11/08 12:00	129.854	ISCO	06/10/08 11:40	54.117	GRAB	07/22/08 20:00	107.215	ISCO
05/13/08 07:31	30.030	GRAB	06/10/08 12:00	245.310	ISCO	07/22/08 23:00	116.666	ISCO
05/13/08 12:00	54.750	ISCO	06/11/08 12:00	143.713	ISCO	07/23/08 02:00	101.927	ISCO
05/15/08 12:00	75.274	ISCO	06/14/08 12:00	124.395	ISCO	07/23/08 05:00	99.974	ISCO
05/18/08 12:00	63.229	ISCO	06/15/08 12:00	102.074	ISCO	07/23/08 08:00	88.641	ISCO
05/20/08 08:18	43.964	GRAB	06/16/08 12:00	163.861	ISCO	07/23/08 11:00	71.457	ISCO
05/21/08 12:00	93.765	ISCO	06/17/08 07:35	96.624	GRAB	07/23/08 12:00	64.502	ISCO
05/25/08 12:00	87.983	ISCO	06/18/08 12:00	320.112	ISCO	07/23/08 14:00	67.287	ISCO
05/27/08 10:00	39.510	GRAB	06/20/08 12:00	257.938	ISCO	07/24/08 12:00	66.840	ISCO
05/30/08 22:45	577.361	ISCO	06/22/08 12:00	138.148	ISCO	07/25/08 12:00	84.030	ISCO
05/31/08 01:45	1078.516	ISCO	06/23/08 12:00	106.109	ISCO	07/26/08 12:00	88.985	ISCO
06/02/08 12:00	291.298	ISCO	06/24/08 08:00	113.096	GRAB	07/27/08 12:00	66.090	ISCO
06/03/08 03:15	10722.664	ISCO	06/30/08 10:34	112.135	GRAB	07/29/08 08:23	49.977	GRAB
06/03/08 03:48	9343.864	DH-76	07/01/08 12:00	164.558	ISCO	07/29/08 12:00	92.733	ISCO
06/03/08 05:13	9335.745	DH-76	07/04/08 12:00	160.676	ISCO	07/30/08 12:00	84.091	ISCO
06/03/08 08:00	6722.065	ISCO	07/09/08 10:10	195.672	DH-76	07/31/08 12:00	171.795	ISCO
06/03/08 09:15	5906.408	ISCO	07/09/08 12:45	211.183	ISCO	08/01/08 12:00	132.519	ISCO
06/03/08 09:27	6535.443	DH-76	07/09/08 15:45	198.581	ISCO	08/02/08 12:00	108.075	ISCO
06/03/08 12:00	4517.740	ISCO	07/09/08 18:45	161.480	ISCO	08/03/08 12:00	55.677	ISCO
06/03/08 12:15	5501.269	ISCO	07/09/08 21:45	143.957	ISCO	08/04/08 09:31	122.619	GRAB
06/03/08 15:15	2503.794	ISCO	07/10/08 00:45	146.103	ISCO	08/04/08 12:00	146.281	ISCO
06/03/08 17:34	1708.499	DH-76	07/10/08 03:45	137.295	ISCO	08/05/08 12:00	107.766	ISCO
06/03/08 18:15	1723.109	ISCO	07/10/08 06:45	144.996	ISCO	08/05/08 18:00	565.528	ISCO
06/03/08 20:00	6459.580	ISCO	07/10/08 09:45	143.344	ISCO	08/05/08 21:00	304.061	ISCO
06/03/08 20:15	12502.021	ISCO	07/10/08 12:00	148.332	ISCO	08/06/08 00:00	502.935	ISCO
06/03/08 20:30	20455.008	ISCO	07/10/08 12:45	131.540	ISCO	08/06/08 03:00	432.066	ISCO
06/03/08 20:45	15047.452	ISCO	07/10/08 15:45	196.492	ISCO	08/06/08 06:00	238.460	ISCO
06/03/08 21:15	13647.461	ISCO	07/10/08 18:45	124.861	ISCO	08/06/08 12:00	248.422	ISCO
06/03/08 21:30	15007.586	ISCO	07/10/08 21:45	112.604	ISCO	08/07/08 12:00	85.770	ISCO
06/03/08 22:45	5008.954	ISCO	07/11/08 00:45	108.070	ISCO	08/08/08 12:00	62.067	ISCO
06/04/08 00:00	3522.957	ISCO	07/11/08 03:45	104.155	ISCO	08/09/08 12:00	71.905	ISCO
06/04/08 00:15	3554.272	ISCO	07/11/08 06:45	94.803	ISCO	08/10/08 12:00	23.543	ISCO
06/04/08 00:30	3459.079	ISCO	07/11/08 09:45	121.345	ISCO	08/11/08 12:00	23.215	ISCO
06/04/08 00:45	3508.642	ISCO	07/11/08 12:00	131.066	ISCO	08/12/08 08:49	13.350	GRAB
06/04/08 01:00	3733.453	ISCO	07/11/08 12:45	196.249	ISCO	08/20/08 08:03	10.082	GRAB
06/04/08 01:15	4027.145	ISCO	07/11/08 13:45	114.828	ISCO	08/21/08 12:00	84.722	ISCO
06/04/08 01:30	4278.065	ISCO	07/11/08 16:45	115.143	ISCO	08/21/08 20:00	94.448	ISCO

**Table C2. (Continued)**

Date/Time (CST)	SSC (mg/L)	Sampling Method	Date/Time (CST)	SSC (mg/L)	Sampling Method	Date/Time (CST)	SSC (mg/L)	Sampling Method
08/21/08 20:30	1404.592	ISCO	09/14/08 20:30	1211.770	ISCO	11/03/08 12:00	11.583	ISCO
08/21/08 23:00	852.306	ISCO	09/14/08 23:30	942.074	ISCO	11/04/08 10:06	59.461	GRAB
08/22/08 02:00	329.857	ISCO	09/15/08 02:30	646.774	ISCO	11/04/08 12:00	79.734	ISCO
08/22/08 05:00	182.209	ISCO	09/15/08 05:30	549.228	ISCO	11/05/08 12:00	72.673	ISCO
08/22/08 08:00	127.164	ISCO	09/15/08 08:09	432.549	DH-76	11/06/08 12:00	40.326	ISCO
08/22/08 12:00	62.296	ISCO	09/15/08 08:30	457.663	ISCO	11/07/08 12:00	32.954	ISCO
08/23/08 12:00	77.367	ISCO	09/15/08 11:30	371.333	ISCO	11/08/08 12:00	70.304	ISCO
08/26/08 10:18	11.118	GRAB	09/15/08 12:00	316.493	ISCO	11/09/08 12:00	21.369	ISCO
08/28/08 20:15	1096.557	ISCO	09/15/08 14:30	304.428	ISCO	11/10/08 10:25	55.299	GRAB
08/29/08 21:39	1990.515	DH-76	09/16/08 17:30	244.171	ISCO	11/10/08 12:00	54.523	ISCO
08/28/08 23:00	1864.498	ISCO	09/15/08 23:30	191.206	ISCO	11/11/08 12:00	7.071	ISCO
08/28/08 23:15	1970.484	ISCO	09/16/08 02:30	166.078	ISCO	11/12/08 12:00	45.456	ISCO
08/29/08 02:15	643.690	ISCO	09/16/08 05:30	158.229	ISCO	11/13/08 12:00	42.114	ISCO
08/29/08 05:15	269.180	ISCO	09/16/08 08:27	132.872	DH-76	11/14/08 12:00	15.334	ISCO
08/29/08 06:48	178.929	DH-76	09/16/08 08:30	148.961	ISCO	11/15/08 12:00	24.496	ISCO
08/29/08 08:15	146.935	ISCO	09/16/08 09:00	142.993	ISCO	11/16/08 12:00	33.638	ISCO
08/29/08 11:15	90.454	ISCO	09/16/08 12:00	131.336	ISCO	11/17/08 12:00	22.254	ISCO
08/29/08 12:00	76.942	ISCO	09/16/08 15:00	126.092	ISCO	11/18/08 10:53	52.480	GRAB
08/30/08 12:00	27.332	ISCO	09/16/08 18:00	125.556	ISCO	11/18/08 12:00	110.561	ISCO
09/02/08 09:42	6.520	GRAB	09/16/08 21:00	109.660	ISCO	11/19/08 12:00	72.485	ISCO
09/04/08 11:30	135.901	ISCO	09/17/08 00:00	99.006	ISCO	11/20/08 12:00	16.484	ISCO
09/04/08 12:00	279.353	ISCO	09/17/08 03:00	98.059	ISCO	11/23/08 12:00	59.366	ISCO
09/04/08 14:00	1121.410	ISCO	09/17/08 06:00	91.515	ISCO	11/24/08 10:10	76.792	GRAB
09/04/08 14:30	1524.881	ISCO	09/17/08 09:00	81.404	ISCO	11/24/08 12:00	63.405	ISCO
09/04/08 17:30	1586.464	ISCO	09/17/08 12:00	81.400	ISCO	11/25/08 12:00	68.802	ISCO
09/04/08 20:30	456.627	ISCO	09/23/08 08:47	19.665	GRAB	11/26/08 12:00	62.943	ISCO
09/04/08 23:30	211.817	ISCO	10/01/08 09:06	9.579	GRAB	11/27/08 12:00	48.937	ISCO
09/05/08 02:30	131.574	ISCO	10/01/08 12:00	17.801	ISCO	11/28/08 12:00	43.182	ISCO
09/05/08 05:30	59.368	ISCO	10/02/08 12:00	22.733	ISCO	11/29/08 12:00	37.387	ISCO
09/05/08 08:30	41.937	ISCO	10/03/08 12:00	22.770	ISCO	12/02/08 10:16	96.150	GRAB
09/05/08 11:30	27.667	ISCO	10/04/08 12:00	18.856	ISCO	12/09/08 16:34	52.923	GRAB
09/05/08 12:00	23.088	ISCO	10/05/08 12:00	21.348	ISCO	12/16/08 09:47	142.705	GRAB
09/05/08 14:30	22.440	ISCO	10/06/08 09:18	17.133	GRAB	12/22/08 10:52	171.587	GRAB
09/05/08 17:30	22.694	ISCO	10/06/08 12:00	34.812	ISCO	12/27/08 17:18	4757.152	DIP
09/05/08 20:30	17.563	ISCO	10/07/08 12:00	37.352	ISCO	12/29/08 11:16	113.426	DH-76
09/05/08 23:30	16.783	ISCO	10/08/08 12:00	46.342	ISCO	12/29/08 15:45	121.944	ISCO
09/06/08 02:30	16.025	ISCO	10/09/08 12:00	24.362	ISCO	12/29/08 18:45	135.446	ISCO
09/06/08 12:00	13.901	ISCO	10/10/08 12:00	12.537	ISCO	12/30/08 00:45	164.538	ISCO
09/07/08 06:30	36.474	ISCO	10/11/08 12:00	9.771	ISCO	12/30/08 03:45	149.743	ISCO
09/07/08 09:30	36.398	ISCO	10/13/08 12:00	36.806	ISCO	12/30/08 06:45	167.185	ISCO
09/07/08 12:00	25.279	ISCO	10/14/08 09:43	53.970	GRAB	12/30/08 09:45	129.691	ISCO
09/07/08 12:30	22.391	ISCO	10/14/08 12:00	24.520	ISCO	12/30/08 12:00	121.726	ISCO
09/10/08 08:05	6.551	GRAB	10/15/08 09:00	208.418	ISCO	12/30/08 12:45	129.862	ISCO
09/10/08 12:00	20.225	ISCO	10/15/08 12:00	314.337	ISCO	12/30/08 15:45	94.348	ISCO
09/11/08 08:30	62.828	ISCO	10/15/08 15:00	212.664	ISCO	12/30/08 18:45	121.535	ISCO
09/11/08 09:15	2365.794	ISCO	10/15/08 15:15	191.269	ISCO	12/31/08 00:45	116.310	ISCO
09/11/08 12:00	1617.712	ISCO	10/15/08 18:15	86.858	ISCO	12/31/08 09:45	97.367	ISCO
09/11/08 14:30	609.373	ISCO	10/16/08 12:00	29.429	ISCO	12/31/08 12:00	84.346	ISCO
09/11/08 15:00	1990.990	ISCO	10/17/08 12:00	29.274	ISCO	12/31/08 12:45	113.679	ISCO
09/11/08 17:30	1615.870	ISCO	10/18/08 12:00	65.115	ISCO	12/31/08 15:45	89.959	ISCO
09/11/08 20:30	626.893	ISCO	10/19/08 12:00	18.716	ISCO	01/06/09 10:55	131.478	GRAB
09/11/08 23:30	1600.944	ISCO	10/20/08 12:00	24.242	ISCO	01/13/09 13:05	135.731	GRAB
09/12/08 02:30	295.185	ISCO	10/21/08 09:45	61.643	GRAB	01/20/09 10:38	92.756	GRAB
09/12/08 05:30	892.704	ISCO	10/21/08 12:00	10.719	ISCO	01/27/09 08:34	93.680	GRAB
09/12/08 08:30	564.364	ISCO	10/22/08 12:00	17.986	ISCO	02/03/09 10:13	64.970	GRAB
09/12/08 11:30	1054.087	ISCO	10/23/08 12:00	43.447	ISCO	02/10/09 10:25	60.255	GRAB
09/12/08 12:00	987.899	ISCO	10/24/08 12:00	15.815	ISCO	02/10/09 12:00	59.472	ISCO
09/12/08 14:30	615.755	ISCO	10/25/08 12:00	50.268	ISCO	02/11/09 07:30	586.267	ISCO
09/12/08 17:30	401.250	ISCO	10/26/08 12:00	38.474	ISCO	02/11/09 08:50	549.446	DH-76
09/12/08 20:30	299.329	ISCO	10/27/08 12:00	42.106	ISCO	02/11/09 10:30	566.269	ISCO
09/12/08 23:30	304.430	ISCO	10/28/08 10:50	84.928	GRAB	02/11/09 12:00	434.317	ISCO
09/13/08 02:30	273.783	ISCO	10/28/08 12:00	84.036	ISCO	02/11/09 13:06	418.984	DH-76
09/13/08 05:30	227.084	ISCO	10/29/08 12:00	68.828	ISCO	02/11/09 13:30	516.796	ISCO
09/13/08 08:30	205.179	ISCO	10/30/08 12:00	47.302	ISCO	02/11/09 16:30	901.952	ISCO
09/13/08 11:30	190.098	ISCO	10/31/08 12:00	61.472	ISCO	02/11/09 19:30	832.439	ISCO
09/13/08 12:00	180.380	ISCO	11/01/08 12:00	66.570	ISCO	02/11/09 22:30	417.934	ISCO
09/14/08 19:21	1318.538	DH-76	11/02/08 12:00	45.978	ISCO	02/12/09 01:30	220.308	ISCO

**Table C2. (Continued)**

Date/Time (CST)	SSC (mg/L)	Sampling Method	Date/Time (CST)	SSC (mg/L)	Sampling Method	Date/Time (CST)	SSC (mg/L)	Sampling Method
02/12/09 04:30	163.015	ISCO	03/18/09 06:15	138.392	ISCO	04/11/09 08:30	151.142	ISCO
02/12/09 07:30	120.024	ISCO	03/18/09 12:00	98.530	ISCO	04/11/09 11:30	152.497	ISCO
02/12/09 10:30	97.444	ISCO	03/19/09 12:00	129.573	ISCO	04/11/09 12:00	140.210	ISCO
02/12/09 12:00	81.698	ISCO	03/20/09 12:00	99.946	ISCO	04/11/09 14:30	120.511	ISCO
02/13/09 12:00	78.134	ISCO	03/21/09 12:00	73.950	ISCO	04/11/09 17:30	143.957	ISCO
02/14/09 12:00	68.967	ISCO	03/22/09 12:00	116.625	ISCO	04/11/09 20:30	149.001	ISCO
02/15/09 12:00	46.060	ISCO	03/23/09 12:00	99.107	ISCO	04/11/09 23:30	147.760	ISCO
02/16/09 12:00	71.052	ISCO	03/24/09 10:40	172.131	GRAB	04/12/09 02:30	151.330	ISCO
02/17/09 12:00	65.929	ISCO	03/24/09 12:00	108.694	ISCO	04/12/09 12:00	123.701	ISCO
02/25/09 09:13	182.584	GRAB	03/25/09 12:00	104.496	ISCO	04/13/09 03:00	295.197	ISCO
02/25/09 12:00	105.126	ISCO	03/26/09 12:00	157.687	ISCO	04/13/09 06:00	2220.539	ISCO
02/26/09 12:00	85.057	ISCO	03/27/09 12:00	100.976	ISCO	04/14/09 11:21	244.578	DH-76
02/26/09 20:15	2175.128	ISCO	03/28/09 12:00	106.968	ISCO	04/14/09 12:00	176.378	ISCO
02/26/09 23:15	885.495	ISCO	03/28/09 16:00	460.056	ISCO	04/15/09 12:00	176.358	ISCO
02/27/09 02:15	291.742	ISCO	03/28/09 19:00	463.482	ISCO	04/16/09 12:00	152.705	ISCO
02/27/09 05:15	196.403	ISCO	03/28/09 22:00	2144.358	ISCO	04/17/09 12:00	127.402	ISCO
02/27/09 12:00	93.674	ISCO	03/29/09 00:45	6049.522	ISCO	04/18/09 12:00	154.592	ISCO
02/28/09 12:00	57.923	ISCO	03/29/09 01:00	5962.577	ISCO	04/19/09 12:00	140.302	ISCO
03/03/09 11:04	205.520	GRAB	03/29/09 07:00	1205.350	ISCO	04/19/09 17:15	911.069	ISCO
03/04/09 12:00	65.790	ISCO	03/29/09 10:00	778.374	ISCO	04/19/09 20:15	782.544	ISCO
03/05/09 12:00	122.924	ISCO	03/29/09 12:00	752.013	ISCO	04/19/09 23:15	363.075	ISCO
03/06/09 12:00	107.596	ISCO	03/29/09 13:00	1189.072	ISCO	04/20/09 02:15	249.009	ISCO
03/07/09 12:00	85.531	ISCO	03/29/09 16:00	2051.429	ISCO	04/20/09 05:15	223.315	ISCO
03/08/09 12:00	242.257	ISCO	03/29/09 19:00	1369.398	ISCO	04/20/09 08:15	145.116	ISCO
03/09/09 09:18	190.013	GRAB	03/29/09 22:00	766.075	ISCO	04/20/09 09:09	189.094	DH-76
03/09/09 12:00	97.101	ISCO	03/30/09 01:00	597.499	ISCO	04/20/09 11:15	194.669	ISCO
03/10/09 03:30	1472.136	ISCO	03/30/09 04:00	550.889	ISCO	04/20/09 12:00	181.739	ISCO
03/10/09 06:30	5612.771	ISCO	03/30/09 07:00	505.995	ISCO	04/20/09 14:15	175.154	ISCO
03/10/09 06:35	6029.382	DH-76	03/30/09 09:32	341.337	DH-76	04/21/09 12:00	152.697	ISCO
03/10/09 08:06	5069.546	ISCO	03/30/09 09:45	438.952	ISCO	04/22/09 12:00	143.643	ISCO
03/10/09 08:08	5269.610	DH-76	03/30/09 12:00	409.787	ISCO	04/23/09 12:00	140.667	ISCO
03/10/09 08:30	4838.316	DH-76	03/30/09 12:45	409.899	ISCO	04/24/09 12:00	148.024	ISCO
03/10/09 08:34	4372.510	ISCO	03/30/09 15:45	418.595	ISCO	04/25/09 12:00	197.131	ISCO
03/10/09 09:30	3049.152	ISCO	03/30/09 18:45	409.482	ISCO	04/26/09 12:00	145.328	ISCO
03/10/09 12:00	1575.310	ISCO	03/30/09 21:45	345.537	ISCO	04/27/09 12:00	136.309	ISCO
03/10/09 12:30	1432.253	ISCO	03/31/09 00:45	370.968	ISCO	04/27/09 22:00	742.183	ISCO
03/10/09 15:30	1061.849	ISCO	03/31/09 03:45	332.563	ISCO	04/28/09 01:00	1954.954	ISCO
03/10/09 18:30	1386.472	ISCO	03/31/09 06:45	339.890	ISCO	04/28/09 04:00	908.553	ISCO
03/10/09 21:30	3733.411	ISCO	03/31/09 09:45	285.041	ISCO	04/28/09 07:00	324.116	ISCO
03/11/09 00:30	1760.364	ISCO	03/31/09 12:00	303.735	ISCO	04/28/09 10:00	221.094	ISCO
03/11/09 03:30	1038.823	ISCO	03/31/09 12:45	243.554	ISCO	04/28/09 11:09	238.170	DH-76
03/11/09 06:30	756.954	ISCO	03/31/09 15:45	207.046	ISCO	04/28/09 11:15	204.080	ISCO
03/11/09 09:30	553.030	ISCO	03/31/09 18:45	234.424	ISCO	04/28/09 12:00	184.083	ISCO
03/11/09 12:00	485.699	ISCO	03/31/09 21:45	227.328	ISCO	04/28/09 14:15	210.675	ISCO
03/11/09 12:30	485.908	ISCO	04/01/09 00:45	221.050	ISCO	04/28/09 17:15	198.038	ISCO
03/11/09 15:30	403.581	ISCO	04/01/09 03:45	203.806	ISCO	04/29/09 12:00	163.573	ISCO
03/11/09 18:30	383.306	ISCO	04/01/09 06:45	209.087	ISCO	04/30/09 01:30	2493.216	ISCO
03/11/09 21:30	372.299	ISCO	04/01/09 09:45	148.633	ISCO	04/30/09 04:30	7251.987	ISCO
03/12/09 00:30	300.358	ISCO	04/01/09 12:00	181.350	ISCO	04/30/09 07:30	2969.127	ISCO
03/12/09 06:30	277.978	ISCO	04/01/09 12:45	179.407	ISCO	04/30/09 08:38	2105.644	DH-76
03/16/09 09:35	173.214	GRAB	04/02/09 12:00	171.433	ISCO	04/30/09 10:15	1460.711	ISCO
03/16/09 12:00	158.925	ISCO	04/02/09 22:30	493.481	ISCO	04/30/09 12:00	1190.220	ISCO
03/16/09 12:15	148.749	ISCO	04/03/09 01:30	343.364	ISCO	04/30/09 13:15	1091.159	ISCO
03/16/09 15:15	158.358	ISCO	04/07/09 09:22	140.373	GRAB	04/30/09 16:15	807.710	ISCO
03/16/09 18:15	149.500	ISCO	04/07/09 12:00	82.931	ISCO	04/30/09 19:15	599.433	ISCO
03/16/09 21:15	153.757	ISCO	04/08/09 12:00	88.606	ISCO	04/30/09 22:15	476.984	ISCO
03/17/09 00:15	159.657	ISCO	04/09/09 12:00	85.379	ISCO	05/01/09 12:00	314.280	ISCO
03/17/09 03:15	141.192	ISCO	04/10/09 05:30	460.014	ISCO	05/02/09 12:00	169.718	ISCO
03/17/09 06:15	141.671	ISCO	04/10/09 08:30	1438.390	ISCO	05/03/09 12:00	156.682	ISCO
03/17/09 09:15	135.312	ISCO	04/10/09 11:30	707.023	ISCO	05/04/09 12:00	130.140	ISCO
03/17/09 12:00	123.514	ISCO	04/10/09 12:00	586.338	ISCO	05/05/09 09:22	145.208	GRAB
03/17/09 12:15	125.922	ISCO	04/10/09 14:30	316.271	ISCO	05/05/09 12:00	173.607	ISCO
03/17/09 15:15	98.315	ISCO	04/10/09 17:30	233.152	ISCO	05/06/09 12:00	213.443	ISCO
03/17/09 18:15	115.315	ISCO	04/10/09 20:30	249.185	ISCO	05/07/09 12:00	155.294	ISCO
03/17/09 21:15	113.397	ISCO	04/10/09 23:30	169.216	ISCO	05/08/09 12:00	170.635	ISCO
03/18/09 00:15	95.733	ISCO	04/11/09 02:30	185.239	ISCO	05/09/09 12:00	139.444	ISCO
03/18/09 03:15	135.789	ISCO	04/11/09 05:30	199.693	ISCO	05/10/09 12:00	153.870	ISCO

**Table C2. (Continued)**

Date/Time (CST)	SSC (mg/L)	Sampling Method	Date/Time (CST)	SSC (mg/L)	Sampling Method	Date/Time (CST)	SSC (mg/L)	Sampling Method
05/11/09 12:00	128.654	ISCO	06/06/09 12:00	181.924	ISCO	07/12/09 12:00	95.178	ISCO
05/12/09 09:33	169.459	GRAB	06/07/09 12:00	227.288	ISCO	07/13/09 12:00	72.534	ISCO
05/12/09 12:00	142.907	ISCO	06/09/09 10:17	146.643	GRAB	07/14/09 09:16	181.501	GRAB
05/13/09 12:00	851.515	ISCO	06/09/09 12:00	164.302	ISCO	07/14/09 12:00	153.049	ISCO
05/14/09 01:00	468.032	ISCO	06/10/09 12:00	192.482	ISCO	07/15/09 03:30	951.829	ISCO
05/14/09 04:00	1816.287	ISCO	06/10/09 23:45	2260.949	ISCO	07/15/09 05:45	6058.964	ISCO
05/14/09 06:42	461.076	DH-76	06/11/09 02:45	1647.528	ISCO	07/15/09 08:40	1604.308	DH-76
05/14/09 07:00	415.280	ISCO	06/11/09 05:45	1310.567	ISCO	07/15/09 09:30	1129.362	ISCO
05/14/09 10:00	225.796	ISCO	06/11/09 08:45	332.413	ISCO	07/15/09 12:00	406.212	ISCO
05/14/09 12:00	171.555	ISCO	06/11/09 11:45	224.959	ISCO	07/15/09 12:30	358.993	ISCO
05/15/09 12:00	121.094	ISCO	06/11/09 12:00	226.516	ISCO	07/16/09 12:00	153.982	ISCO
05/15/09 16:15	4620.371	ISCO	06/11/09 14:45	232.875	ISCO	07/17/09 12:00	157.510	ISCO
05/15/09 17:00	10337.004	ISCO	06/11/09 17:45	365.125	ISCO	07/18/09 12:00	108.937	ISCO
05/15/09 18:15	11947.438	ISCO	06/11/09 20:45	196.237	ISCO	07/19/09 12:00	104.194	ISCO
05/15/09 19:15	10896.189	ISCO	06/11/09 23:45	212.952	ISCO	07/20/09 09:35	96.449	GRAB
05/15/09 22:15	5251.401	ISCO	06/12/09 02:45	181.443	ISCO	07/20/09 12:00	107.913	ISCO
05/16/09 01:15	2191.090	ISCO	06/12/09 05:45	186.607	ISCO	07/21/09 12:00	111.197	ISCO
05/16/09 04:15	1357.401	ISCO	06/12/09 12:00	186.333	ISCO	07/22/09 12:00	93.401	ISCO
05/16/09 07:15	911.177	ISCO	06/13/09 12:00	229.592	ISCO	07/23/09 12:00	104.316	ISCO
05/16/09 10:15	658.878	ISCO	06/14/09 12:00	164.106	ISCO	07/24/09 12:00	90.270	ISCO
05/16/09 12:00	570.301	ISCO	06/15/09 12:00	144.026	ISCO	07/25/09 12:00	50.168	ISCO
05/16/09 13:15	521.524	ISCO	06/16/09 12:00	177.821	ISCO	07/26/09 12:00	86.095	ISCO
05/16/09 16:15	467.821	ISCO	06/17/09 09:26	191.735	GRAB	07/27/09 10:58	110.367	GRAB
05/16/09 19:15	414.541	ISCO	06/17/09 12:00	170.801	ISCO	07/28/09 12:00	132.886	ISCO
05/16/09 22:15	363.651	ISCO	06/18/09 05:45	1942.965	ISCO	07/28/09 16:00	1206.612	ISCO
05/17/09 01:15	333.223	ISCO	06/18/09 08:15	4094.007	ISCO	07/28/09 19:00	456.302	ISCO
05/17/09 04:15	312.707	ISCO	06/18/09 08:45	6228.116	ISCO	07/28/09 22:00	329.607	ISCO
05/19/09 09:53	187.636	GRAB	06/18/09 11:45	1438.848	ISCO	07/29/09 12:00	134.127	ISCO
05/19/09 12:00	184.323	ISCO	06/18/09 12:00	1001.227	ISCO	07/30/09 12:00	118.657	ISCO
05/20/09 12:00	174.766	ISCO	06/18/09 14:45	356.898	ISCO	07/31/09 12:00	118.553	ISCO
05/21/09 12:00	192.913	ISCO	06/18/09 17:45	245.741	ISCO	08/01/09 12:00	125.111	ISCO
05/22/09 12:00	210.595	ISCO	06/18/09 20:45	286.023	ISCO	08/02/09 12:00	92.391	ISCO
05/23/09 12:00	297.690	ISCO	06/18/09 23:45	209.585	ISCO	08/03/09 12:00	80.183	ISCO
05/24/09 12:00	151.915	ISCO	06/19/09 12:00	175.704	ISCO	08/04/09 08:00	591.470	ISCO
05/25/09 12:00	232.241	ISCO	06/19/09 21:00	489.086	ISCO	08/04/09 09:57	339.865	DH-76
05/26/09 09:31	154.764	GRAB	06/20/09 00:00	3272.393	ISCO	08/11/09 08:58	116.760	GRAB
05/26/09 12:00	200.607	ISCO	06/20/09 03:00	820.815	ISCO	08/11/09 12:00	190.449	ISCO
05/27/09 12:00	416.104	ISCO	06/20/09 06:00	249.685	ISCO	08/12/09 12:00	136.517	ISCO
05/28/09 12:00	197.318	ISCO	06/20/09 09:00	210.927	ISCO	08/13/09 12:00	108.016	ISCO
05/29/09 12:00	289.287	ISCO	06/20/09 12:00	213.920	ISCO	08/14/09 12:00	123.906	ISCO
05/30/09 12:00	185.827	ISCO	06/21/09 12:00	184.008	ISCO	08/16/09 12:00	287.783	ISCO
05/31/09 12:00	176.729	ISCO	06/22/09 10:14	231.931	GRAB	08/16/09 13:45	656.822	ISCO
06/01/09 12:00	324.554	ISCO	06/22/09 12:00	186.302	ISCO	08/16/09 14:30	3299.770	ISCO
06/02/09 09:20	150.509	GRAB	06/23/09 12:00	198.932	ISCO	08/16/09 16:45	5152.485	ISCO
06/02/09 12:00	206.541	ISCO	06/24/09 12:00	204.593	ISCO	08/16/09 19:00	1310.284	ISCO
06/02/09 19:35	315.004	GRAB	06/25/09 12:00	225.247	ISCO	08/16/09 19:45	888.052	ISCO
06/02/09 20:15	2184.075	ISCO	06/26/09 12:00	166.905	ISCO	08/16/09 22:45	366.642	ISCO
06/02/09 20:30	12887.921	ISCO	06/27/09 12:00	153.229	ISCO	08/17/09 01:45	199.055	ISCO
06/02/09 23:15	3937.897	ISCO	06/28/09 00:15	837.725	ISCO	08/17/09 04:45	305.085	ISCO
06/03/09 02:15	1554.024	ISCO	06/28/09 03:15	930.894	ISCO	08/17/09 07:45	1498.255	ISCO
06/03/09 05:15	1028.749	ISCO	06/28/09 06:15	453.364	ISCO	08/17/09 10:45	1481.970	ISCO
06/03/09 08:15	1333.044	ISCO	06/28/09 12:00	133.173	ISCO	08/17/09 12:00	751.369	ISCO
06/03/09 11:15	556.920	ISCO	06/29/09 09:02	199.628	GRAB	08/17/09 13:45	408.583	ISCO
06/03/09 12:00	489.985	ISCO	06/29/09 12:00	160.404	ISCO	08/17/09 16:45	645.815	ISCO
06/03/09 14:15	430.202	ISCO	06/30/09 12:00	157.078	ISCO	08/17/09 19:45	298.729	ISCO
06/03/09 17:15	322.871	ISCO	07/01/09 12:00	160.361	ISCO	08/18/09 01:45	129.261	ISCO
06/03/09 20:15	306.243	ISCO	07/02/09 12:00	142.860	ISCO	08/18/09 04:45	111.009	ISCO
06/03/09 23:15	286.194	ISCO	07/03/09 12:00	101.550	ISCO	08/18/09 06:49	78.568	GRAB
06/04/09 02:15	273.734	ISCO	07/04/09 12:00	154.544	ISCO	08/18/09 12:00	233.166	ISCO
06/04/09 05:15	254.507	ISCO	07/05/09 12:00	136.356	ISCO	08/19/09 12:00	143.827	ISCO
06/04/09 08:15	225.088	ISCO	07/06/09 12:00	135.409	ISCO	08/19/09 14:00	6073.668	ISCO
06/04/09 11:15	205.394	ISCO	07/07/09 09:29	197.790	GRAB	08/19/09 14:15	8500.555	ISCO
06/04/09 12:00	194.695	ISCO	07/07/09 12:00	160.878	ISCO	08/19/09 16:00	8928.817	ISCO
06/04/09 14:15	217.107	ISCO	07/08/09 12:00	84.104	ISCO	08/19/09 17:00	5089.285	ISCO
06/04/09 17:15	227.440	ISCO	07/09/09 12:00	102.342	ISCO	08/19/09 18:00	2440.992	ISCO
06/04/09 20:15	210.510	ISCO	07/10/09 12:00	137.995	ISCO	08/19/09 19:15	1498.607	ISCO
06/05/09 12:00	219.368	ISCO	07/11/09 12:00	96.790	ISCO	08/19/09 20:00	1141.248	ISCO

**Table C2. (Continued)**

Date/Time (CST)	SSC (mg/L)	Sampling Method	Date/Time (CST)	SSC (mg/L)	Sampling Method	Date/Time (CST)	SSC (mg/L)	Sampling Method
08/19/09 23:00	426.682	ISCO	09/20/09 14:45	2502.014	ISCO	10/09/09 07:45	313.903	ISCO
08/20/09 02:00	230.288	ISCO	09/20/09 15:00	2365.068	ISCO	10/13/09 09:27	131.776	GRAB
08/20/09 05:00	258.779	ISCO	09/20/09 15:45	2043.597	ISCO	10/13/09 12:00	117.251	ISCO
08/20/09 08:00	149.473	ISCO	09/20/09 16:45	1729.465	ISCO	10/14/09 00:30	253.734	ISCO
08/20/09 11:00	104.021	ISCO	09/20/09 17:15	1575.530	DH-76	10/14/09 03:00	848.320	ISCO
08/20/09 12:00	108.475	ISCO	09/20/09 20:00	820.025	ISCO	10/14/09 03:30	981.017	ISCO
08/20/09 14:00	167.381	ISCO	09/20/09 23:00	507.388	ISCO	10/14/09 06:30	1235.079	ISCO
08/20/09 17:00	143.103	ISCO	09/21/09 02:00	345.369	ISCO	10/14/09 09:30	685.879	ISCO
08/20/09 20:00	108.972	ISCO	09/21/09 05:00	262.707	ISCO	10/14/09 12:00	350.684	ISCO
08/21/09 12:00	85.678	ISCO	09/21/09 08:00	229.104	ISCO	10/14/09 12:30	320.548	ISCO
08/22/09 12:00	131.960	ISCO	09/21/09 08:01	198.580	DH-76	10/14/09 15:30	221.074	ISCO
08/23/09 12:00	95.163	ISCO	09/21/09 11:00	208.093	ISCO	10/14/09 18:30	199.600	ISCO
08/24/09 12:00	108.520	ISCO	09/21/09 12:00	192.422	ISCO	10/14/09 21:30	188.849	ISCO
08/25/09 12:00	100.241	ISCO	09/21/09 14:00	213.875	ISCO	10/15/09 00:30	182.698	ISCO
08/25/09 12:23	152.551	GRAB	09/21/09 17:00	227.760	ISCO	10/15/09 03:30	205.330	ISCO
08/26/09 12:00	129.471	ISCO	09/21/09 20:00	186.575	ISCO	10/15/09 06:30	194.793	ISCO
08/27/09 12:00	189.491	ISCO	09/21/09 23:00	208.031	ISCO	10/15/09 09:30	149.068	ISCO
08/28/09 10:00	524.073	ISCO	09/22/09 02:00	184.319	ISCO	10/15/09 12:00	114.632	ISCO
08/28/09 12:00	344.410	ISCO	09/22/09 05:00	145.562	ISCO	10/15/09 12:30	170.243	ISCO
08/28/09 13:00	200.066	ISCO	09/22/09 08:00	190.476	ISCO	10/15/09 15:30	168.976	ISCO
08/29/09 12:00	31.873	ISCO	09/22/09 11:00	188.138	ISCO	10/15/09 18:30	168.719	ISCO
08/30/09 12:00	52.247	ISCO	09/22/09 12:00	192.878	ISCO	10/15/09 21:30	187.315	ISCO
08/31/09 12:00	66.981	ISCO	09/22/09 14:00	176.295	ISCO	10/16/09 00:30	189.321	ISCO
09/01/09 12:00	44.941	ISCO	09/22/09 17:00	160.923	ISCO	10/16/09 03:30	161.453	ISCO
09/02/09 12:17	156.551	GRAB	09/22/09 20:00	174.168	ISCO	10/16/09 06:30	179.099	ISCO
09/03/09 12:00	42.659	ISCO	09/22/09 23:00	157.432	ISCO	10/16/09 09:30	166.509	ISCO
09/04/09 12:00	42.270	ISCO	09/23/09 02:00	154.703	ISCO	10/19/09 12:54	164.188	GRAB
09/05/09 12:00	91.832	ISCO	09/23/09 05:00	172.018	ISCO	10/20/09 12:00	154.414	ISCO
09/06/09 03:00	550.131	ISCO	09/23/09 08:00	157.820	ISCO	10/21/09 12:00	134.081	ISCO
09/06/09 04:00	3358.922	ISCO	09/23/09 11:00	163.654	ISCO	10/22/09 12:00	139.378	ISCO
09/06/09 04:30	7523.503	ISCO	09/28/09 14:33	130.168	GRAB	10/22/09 16:45	445.932	ISCO
09/06/09 05:45	3723.049	ISCO	09/30/09 12:00	114.741	ISCO	10/22/09 18:30	927.674	ISCO
09/06/09 06:00	3629.626	ISCO	10/01/09 12:00	138.220	ISCO	10/22/09 19:45	1613.347	ISCO
09/06/09 08:45	1795.752	ISCO	10/02/09 12:00	99.392	ISCO	10/22/09 22:45	996.972	ISCO
09/06/09 09:00	1630.398	ISCO	10/03/09 12:00	92.512	ISCO	10/23/09 01:45	2369.973	ISCO
09/06/09 10:30	1129.165	ISCO	10/04/09 12:00	139.937	ISCO	10/23/09 04:45	2205.475	ISCO
09/06/09 12:00	807.940	ISCO	10/05/09 12:00	82.077	ISCO	10/23/09 06:30	1268.265	ISCO
09/06/09 15:00	499.638	ISCO	10/06/09 04:45	730.634	ISCO	10/23/09 07:45	1037.560	ISCO
09/06/09 18:00	314.357	ISCO	10/06/09 05:30	2952.117	ISCO	10/23/09 08:06	986.463	DH-76
09/06/09 21:00	225.213	ISCO	10/06/09 07:45	1847.270	ISCO	10/23/09 10:45	613.691	ISCO
09/07/09 00:00	173.459	ISCO	10/06/09 10:45	967.740	ISCO	10/23/09 13:45	499.196	ISCO
09/07/09 03:00	141.616	ISCO	10/06/09 12:00	520.141	ISCO	10/23/09 16:45	379.010	ISCO
09/07/09 06:00	147.118	ISCO	10/06/09 13:45	284.614	ISCO	10/23/09 19:45	318.211	ISCO
09/07/09 09:00	169.620	ISCO	10/06/09 14:31	221.080	DIP	10/23/09 22:45	262.187	ISCO
09/07/09 12:00	144.595	ISCO	10/06/09 16:45	123.691	ISCO	10/24/09 01:45	211.387	ISCO
09/07/09 15:00	146.991	ISCO	10/06/09 19:45	150.984	ISCO	10/24/09 04:45	183.400	ISCO
09/07/09 18:00	132.486	ISCO	10/06/09 22:45	158.892	ISCO	10/24/09 07:25	157.186	DH-76
09/07/09 21:00	152.943	ISCO	10/07/09 01:45	177.365	ISCO	10/24/09 07:45	153.837	ISCO
09/08/09 00:00	140.654	ISCO	10/07/09 04:45	177.816	ISCO	10/24/09 10:45	155.468	ISCO
09/09/09 12:05	73.410	GRAB	10/07/09 07:45	153.358	ISCO	10/24/09 12:00	133.786	ISCO
09/10/09 12:00	142.992	ISCO	10/07/09 10:45	163.251	ISCO	10/24/09 13:45	131.388	ISCO
09/11/09 12:00	20.466	ISCO	10/07/09 12:00	116.262	ISCO	10/27/09 09:37	155.512	GRAB
09/12/09 12:00	16.246	ISCO	10/07/09 13:45	142.929	ISCO	10/27/09 12:00	149.895	ISCO
09/13/09 12:00	105.550	ISCO	10/07/09 16:45	128.769	ISCO	10/28/09 12:00	175.598	ISCO
09/14/09 12:00	55.342	ISCO	10/07/09 19:45	104.830	ISCO	10/29/09 12:00	175.107	ISCO
09/15/09 12:00	49.872	ISCO	10/07/09 22:45	102.201	ISCO	10/29/09 15:15	393.991	ISCO
09/15/09 12:36	152.621	GRAB	10/08/09 01:45	105.950	ISCO	10/29/09 15:45	611.993	DH-76
09/16/09 12:00	112.909	ISCO	10/08/09 04:45	95.942	ISCO	10/29/09 17:59	1047.670	ISCO
09/17/09 12:00	62.577	ISCO	10/08/09 07:45	148.231	ISCO	10/29/09 18:01	987.634	DH-76
09/18/09 12:00	72.137	ISCO	10/08/09 10:45	438.601	ISCO	10/29/09 18:15	1067.317	ISCO
09/19/09 12:00	60.787	ISCO	10/08/09 12:00	795.050	ISCO	10/29/09 18:23	1048.631	DH-76
09/20/09 10:45	851.982	ISCO	10/08/09 13:45	1256.625	ISCO	10/29/09 18:25	1020.587	ISCO
09/20/09 11:15	3373.229	ISCO	10/08/09 16:45	536.649	ISCO	10/29/09 19:45	1949.386	ISCO
09/20/09 11:30	6136.706	ISCO	10/08/09 19:45	349.825	ISCO	10/29/09 20:30	2905.455	ISCO
09/20/09 12:00	6288.271	ISCO	10/08/09 22:45	576.604	ISCO	10/29/09 21:00	3827.430	ISCO
09/20/09 12:30	7024.918	ISCO	10/09/09 01:45	541.002	ISCO	10/29/09 21:15	4421.445	ISCO
09/20/09 13:45	3876.010	ISCO	10/09/09 04:45	414.492	ISCO	10/30/09 00:15	2049.419	ISCO

**Table C2. (Continued)**

Date/Time (CST)	SSC (mg/L)	Sampling Method	Date/Time (CST)	SSC (mg/L)	Sampling Method	Date/Time (CST)	SSC (mg/L)	Sampling Method
10/30/09 01:15	1767.377	ISCO	11/19/09 03:00	133.548	ISCO	01/24/10 01:45	5656.023	ISCO
10/30/09 03:15	1426.781	ISCO	11/19/09 06:00	131.919	ISCO	01/24/10 04:45	3968.236	ISCO
10/30/09 06:15	1908.301	ISCO	11/19/09 09:00	135.695	ISCO	01/24/10 07:45	3838.499	ISCO
10/30/09 09:15	1014.243	ISCO	11/19/09 12:00	121.947	ISCO	01/24/10 09:06	2917.399	DH-76
10/30/09 10:28	984.893	DH-76	11/19/09 15:00	101.343	ISCO	01/24/10 11:30	1811.586	ISCO
10/30/09 12:00	898.159	ISCO	11/24/09 09:57	104.521	GRAB	01/24/10 11:45	1785.182	ISCO
10/30/09 12:15	897.084	ISCO	11/24/09 12:00	125.560	ISCO	01/24/10 11:47	1835.887	DH-76
10/30/09 15:15	847.376	ISCO	11/24/09 13:14	426.035	DH-76	01/24/10 12:00	1688.453	ISCO
10/30/09 18:15	668.307	ISCO	11/24/09 14:00	561.805	ISCO	01/24/10 12:13	1734.944	DH-76
10/30/09 21:15	461.819	ISCO	11/24/09 17:00	470.794	ISCO	01/24/10 12:15	1697.369	ISCO
10/31/09 00:15	472.758	ISCO	11/24/09 20:00	237.273	ISCO	01/24/10 14:30	1229.740	ISCO
10/31/09 03:15	299.692	ISCO	11/24/09 23:00	121.787	ISCO	01/24/10 17:30	938.839	ISCO
10/31/09 06:15	256.647	ISCO	11/25/09 02:00	84.066	ISCO	01/24/10 20:30	817.544	ISCO
10/31/09 09:13	225.668	DH-76	11/25/09 05:00	72.363	ISCO	01/24/10 23:30	626.308	ISCO
10/31/09 09:30	216.374	ISCO	11/25/09 12:00	95.371	ISCO	01/25/10 09:11	424.260	DH-76
10/31/09 12:00	208.503	ISCO	11/26/09 12:00	77.403	ISCO	01/25/10 12:00	318.122	ISCO
10/31/09 12:30	178.815	ISCO	11/27/09 12:00	61.175	ISCO	01/26/10 09:32	218.203	GRAB
10/31/09 15:30	195.604	ISCO	11/28/09 12:00	57.994	ISCO	01/31/10 12:00	78.149	ISCO
10/31/09 18:30	159.816	ISCO	11/29/09 12:00	52.664	ISCO	02/01/10 12:00	82.202	ISCO
10/31/09 21:30	174.748	ISCO	11/30/09 12:00	71.934	ISCO	02/02/10 12:00	109.852	ISCO
11/01/09 00:30	151.606	ISCO	12/01/09 10:12	183.742	GRAB	02/02/10 13:01	156.566	GRAB
11/01/09 12:00	138.387	ISCO	12/01/09 12:00	64.103	ISCO	02/09/10 10:58	132.590	GRAB
11/02/09 12:00	105.117	ISCO	12/02/09 12:00	57.957	ISCO	02/16/10 09:36	150.165	GRAB
11/03/09 10:23	172.655	GRAB	12/03/09 12:00	45.668	ISCO	02/21/10 12:04	189.068	GRAB
11/03/09 12:00	93.458	ISCO	12/05/09 12:00	80.547	ISCO	02/21/10 14:15	1088.636	ISCO
11/04/09 12:00	96.122	ISCO	12/06/09 12:00	69.054	ISCO	02/21/10 17:00	3813.789	ISCO
11/05/09 12:00	62.262	ISCO	12/07/09 12:00	63.543	ISCO	02/21/10 17:15	3891.269	ISCO
11/06/09 12:00	59.971	ISCO	12/08/09 10:31	200.220	GRAB	02/21/10 20:15	3158.676	ISCO
11/07/09 12:00	51.086	ISCO	12/15/09 10:17	208.913	GRAB	02/22/10 02:15	1798.795	ISCO
11/08/09 12:00	35.533	ISCO	12/21/09 10:48	181.633	GRAB	02/22/10 05:15	1017.797	ISCO
11/09/09 12:00	24.554	ISCO	12/23/09 12:00	570.900	ISCO	02/22/10 08:15	705.302	ISCO
11/10/09 09:56	129.179	GRAB	12/23/09 12:15	921.033	ISCO	02/22/10 08:38	600.587	DH-76
11/10/09 12:00	20.585	ISCO	12/23/09 14:00	4665.074	ISCO	02/22/10 09:00	655.513	ISCO
11/11/09 12:00	34.699	ISCO	12/23/09 15:15	7245.315	ISCO	02/22/10 12:00	511.444	ISCO
11/12/09 12:00	31.753	ISCO	12/23/09 18:15	2180.747	ISCO	02/22/10 15:00	494.203	ISCO
11/13/09 12:00	30.650	ISCO	12/23/09 21:15	1122.579	ISCO	02/22/10 18:00	525.098	ISCO
11/14/09 12:00	18.447	ISCO	12/24/09 00:15	777.646	ISCO	02/22/10 21:00	452.999	ISCO
11/15/09 12:00	39.303	ISCO	12/24/09 03:15	628.228	ISCO	02/23/10 00:00	398.176	ISCO
11/15/09 21:00	430.514	ISCO	12/24/09 06:15	494.500	ISCO	02/23/10 03:00	369.346	ISCO
11/16/09 00:00	1068.465	ISCO	12/24/09 09:15	401.259	ISCO	02/23/10 06:00	329.195	ISCO
11/16/09 06:00	143.462	ISCO	12/24/09 10:31	358.801	DH-76	02/23/10 09:32	218.031	DH-76
11/16/09 09:06	111.287	DH-76	12/24/09 12:00	348.821	ISCO	03/02/10 09:59	168.833	GRAB
11/16/09 11:30	635.491	ISCO	12/24/09 12:15	330.585	ISCO	03/09/10 10:21	157.463	GRAB
11/16/09 12:00	752.592	ISCO	12/24/09 15:15	906.990	ISCO	03/09/10 12:00	41.442	ISCO
11/16/09 15:00	608.447	ISCO	12/24/09 18:00	3204.354	ISCO	03/10/10 12:00	52.328	ISCO
11/16/09 18:00	381.262	ISCO	12/24/09 18:15	2918.230	ISCO	03/11/10 12:00	224.758	ISCO
11/16/09 21:00	311.608	ISCO	12/24/09 21:15	5148.777	ISCO	03/12/10 12:00	46.937	ISCO
11/17/09 00:00	344.708	ISCO	12/25/09 00:15	2210.648	ISCO	03/13/10 03:30	563.502	ISCO
11/17/09 02:00	2457.348	ISCO	12/25/09 03:15	1466.545	ISCO	03/13/10 06:30	658.176	ISCO
11/17/09 03:00	3230.255	ISCO	12/25/09 06:15	1186.124	ISCO	03/13/10 09:30	648.918	ISCO
11/17/09 08:00	928.514	ISCO	12/25/09 09:15	947.734	ISCO	03/13/10 12:00	606.419	ISCO
11/17/09 08:36	860.166	DH-76	12/25/09 12:00	774.386	ISCO	03/13/10 12:30	565.652	ISCO
11/17/09 09:15	804.823	ISCO	12/25/09 12:15	736.606	ISCO	03/13/10 15:30	383.300	ISCO
11/17/09 12:00	613.670	ISCO	12/25/09 15:15	668.267	ISCO	03/13/10 18:30	599.802	ISCO
11/17/09 12:15	592.813	ISCO	12/29/09 07:59	167.800	DIP	03/13/10 21:30	1092.356	ISCO
11/17/09 15:15	543.311	ISCO	01/05/10 10:06	196.253	GRAB	03/14/10 00:30	935.521	ISCO
11/17/09 18:15	441.231	ISCO	01/12/10 10:17	184.192	GRAB	03/14/10 03:30	665.309	ISCO
11/18/09 00:15	314.346	ISCO	01/20/10 10:18	191.106	GRAB	03/14/10 06:30	486.239	ISCO
11/18/09 03:15	269.676	ISCO	01/20/10 12:00	46.214	ISCO	03/14/10 09:30	634.137	ISCO
11/18/09 06:15	273.543	ISCO	01/21/10 12:00	148.154	ISCO	03/14/10 12:00	301.759	ISCO
11/18/09 08:47	186.500	DH-76	01/22/10 12:00	98.274	ISCO	03/14/10 12:30	254.646	ISCO
11/18/09 09:00	267.892	ISCO	01/23/10 10:45	215.910	ISCO	03/14/10 15:30	274.282	ISCO
11/18/09 12:00	179.142	ISCO	01/23/10 12:00	230.925	ISCO	03/14/10 18:30	280.767	ISCO
11/18/09 15:00	171.978	ISCO	01/23/10 13:45	309.844	ISCO	03/14/10 21:30	241.659	ISCO
11/18/09 18:00	153.766	ISCO	01/23/10 16:45	507.184	ISCO	03/15/10 00:30	202.219	ISCO
11/18/09 21:00	152.718	ISCO	01/23/10 19:45	625.533	ISCO	03/15/10 03:30	283.780	ISCO
11/19/09 00:00	156.969	ISCO	01/23/10 22:45	1676.093	ISCO	03/15/10 06:30	228.061	ISCO

**Table C2. (Continued)**

Date/Time (CST)	SSC (mg/L)	Sampling Method	Date/Time (CST)	SSC (mg/L)	Sampling Method	Date/Time (CST)	SSC (mg/L)	Sampling Method
03/16/10 08:35	192.341	GRAB	05/04/10 12:00	144.601	ISCO	05/29/10 12:00	166.763	ISCO
03/16/10 12:00	99.067	ISCO	05/05/10 12:00	120.697	ISCO	05/30/10 12:00	131.164	ISCO
03/17/10 12:00	89.779	ISCO	05/06/10 12:00	162.266	ISCO	05/31/10 12:00	314.013	ISCO
03/18/10 12:00	56.582	ISCO	05/07/10 12:00	112.917	ISCO	06/01/10 12:00	191.074	ISCO
03/19/10 12:00	59.044	ISCO	05/08/10 12:00	63.017	ISCO	06/02/10 01:15	1587.937	ISCO
03/20/10 12:00	38.419	ISCO	05/09/10 12:00	61.944	ISCO	06/02/10 04:15	3176.796	ISCO
03/21/10 12:00	50.245	ISCO	05/10/10 12:00	77.148	ISCO	06/02/10 08:15	678.866	DH-76
03/22/10 12:00	42.734	ISCO	05/10/10 23:15	1368.491	ISCO	06/02/10 12:00	240.240	ISCO
03/23/10 12:00	27.157	ISCO	05/11/10 05:15	4176.558	ISCO	06/03/10 12:00	182.709	ISCO
03/24/10 09:47	39.761	GRAB	05/11/10 07:15	3810.843	ISCO	06/04/10 12:00	192.304	ISCO
03/24/10 12:00	46.665	ISCO	05/11/10 07:21	4016.134	DH-76	06/05/10 12:00	187.901	ISCO
03/25/10 12:00	524.860	ISCO	05/11/10 07:45	3356.597	ISCO	06/08/10 09:31	193.632	GRAB
03/25/10 14:45	608.825	ISCO	05/11/10 10:45	1230.768	ISCO	06/08/10 12:00	188.794	ISCO
03/25/10 17:45	404.089	ISCO	05/11/10 12:00	918.056	ISCO	06/08/10 21:15	2169.993	ISCO
03/25/10 20:45	233.503	ISCO	05/11/10 13:45	729.571	ISCO	06/08/10 22:00	5893.980	ISCO
03/25/10 23:45	183.858	ISCO	05/11/10 16:45	523.962	ISCO	06/08/10 22:45	11257.717	ISCO
03/26/10 12:00	57.285	ISCO	05/11/10 19:45	442.011	ISCO	06/08/10 23:15	12220.900	ISCO
03/27/10 12:00	38.003	ISCO	05/11/10 22:45	402.513	ISCO	06/09/10 00:15	6583.846	ISCO
03/28/10 12:00	407.225	ISCO	05/12/10 01:45	360.041	ISCO	06/09/10 02:30	3047.224	ISCO
03/28/10 13:44	340.952	DH-76	05/12/10 12:00	273.993	ISCO	06/09/10 03:15	2530.484	ISCO
03/29/10 12:00	60.386	ISCO	05/13/10 06:45	2706.791	ISCO	06/09/10 05:49	1467.721	DH-76
03/30/10 09:10	156.208	GRAB	05/13/10 09:45	956.804	ISCO	06/09/10 06:15	1351.367	ISCO
03/30/10 12:00	59.514	ISCO	05/13/10 12:00	791.118	ISCO	06/09/10 09:15	855.888	ISCO
03/31/10 12:00	76.657	ISCO	05/13/10 12:45	573.047	ISCO	06/09/10 12:00	625.785	ISCO
04/01/10 12:00	63.167	ISCO	05/13/10 15:45	354.548	ISCO	06/09/10 12:15	797.009	ISCO
04/02/10 12:00	45.650	ISCO	05/13/10 18:45	313.270	ISCO	06/09/10 15:15	492.906	ISCO
04/03/10 12:00	94.579	ISCO	05/14/10 12:00	190.333	ISCO	06/09/10 18:15	452.629	ISCO
04/04/10 12:00	26.162	ISCO	05/15/10 12:00	150.262	ISCO	06/10/10 12:00	276.479	ISCO
04/05/10 12:00	17.586	ISCO	05/16/10 12:00	175.146	ISCO	06/11/10 12:00	259.177	ISCO
04/06/10 09:05	102.491	GRAB	05/17/10 01:30	1672.740	ISCO	06/12/10 12:00	199.061	ISCO
04/06/10 12:00	105.664	ISCO	05/17/10 02:45	5187.424	ISCO	06/12/10 15:00	4145.882	ISCO
04/07/10 09:00	661.104	ISCO	05/17/10 04:30	9190.592	ISCO	06/12/10 15:30	6452.681	ISCO
04/07/10 12:00	238.158	ISCO	05/17/10 07:30	8364.304	ISCO	06/12/10 18:01	3599.777	DH-76
04/07/10 15:00	98.340	ISCO	05/17/10 09:42	4493.467	DH-76	06/12/10 19:45	1659.088	ISCO
04/07/10 18:00	91.756	ISCO	05/17/10 12:00	2816.400	ISCO	06/12/10 21:00	1124.615	ISCO
04/07/10 21:00	132.733	ISCO	05/17/10 12:30	2668.618	ISCO	06/13/10 00:00	563.698	ISCO
04/08/10 00:00	111.152	ISCO	05/17/10 15:30	1690.406	ISCO	06/13/10 03:00	350.812	ISCO
04/08/10 12:00	43.391	ISCO	05/17/10 21:30	1018.109	ISCO	06/13/10 12:00	275.668	ISCO
04/09/10 12:00	48.529	ISCO	05/18/10 00:30	832.955	ISCO	06/13/10 14:33	589.570	DH-76
04/10/10 12:00	47.973	ISCO	05/18/10 03:30	677.144	ISCO	06/13/10 16:45	2149.897	ISCO
04/11/10 12:00	39.995	ISCO	05/18/10 06:30	555.349	ISCO	06/13/10 19:45	4037.680	ISCO
04/12/10 12:00	37.453	ISCO	05/18/10 08:19	556.441	DH-76	06/13/10 22:45	1031.240	ISCO
04/13/10 09:27	53.442	GRAB	05/18/10 12:00	479.136	ISCO	06/14/10 01:45	446.592	ISCO
04/21/10 08:57	104.486	GRAB	05/19/10 12:00	250.702	ISCO	06/14/10 04:45	275.888	ISCO
04/21/10 12:00	135.544	ISCO	05/20/10 12:00	253.024	ISCO	06/14/10 07:45	257.505	ISCO
04/22/10 12:00	97.115	ISCO	05/21/10 12:00	276.693	ISCO	06/14/10 07:46	258.682	DH-76
04/23/10 12:00	271.650	ISCO	05/22/10 12:00	204.331	ISCO	06/14/10 12:00	296.395	ISCO
04/24/10 12:00	120.120	ISCO	05/23/10 12:00	190.503	ISCO	06/15/10 09:09	196.584	DH-76
04/25/10 09:16	196.720	GRAB	05/24/10 12:00	237.781	ISCO	06/15/10 12:00	238.062	ISCO
04/25/10 09:22	204.143	ISCO	05/25/10 09:21	249.144	DH-76	06/16/10 12:00	223.779	ISCO
04/25/10 09:26	225.658	DH-48	05/25/10 12:00	133.771	ISCO	06/17/10 12:00	154.732	ISCO
04/25/10 09:37	197.474	DH-48	05/25/10 12:30	5392.467	ISCO	06/18/10 12:00	146.796	ISCO
04/25/10 09:39	193.701	ISCO	05/25/10 15:15	2026.252	ISCO	06/19/10 00:00	2296.928	ISCO
04/25/10 12:00	125.428	ISCO	05/25/10 15:30	1919.773	ISCO	06/19/10 03:00	1151.718	ISCO
04/26/10 12:00	66.092	ISCO	05/25/10 18:30	518.313	ISCO	06/19/10 06:00	678.665	ISCO
04/27/10 07:57	214.143	GRAB	05/25/10 21:30	307.398	ISCO	06/19/10 09:00	350.507	ISCO
04/27/10 12:00	160.480	ISCO	05/26/10 00:30	253.269	ISCO	06/19/10 12:00	232.085	ISCO
04/28/10 12:00	170.517	ISCO	05/26/10 12:00	185.011	ISCO	06/20/10 12:00	202.780	ISCO
04/29/10 12:00	120.684	ISCO	05/26/10 17:00	280.583	ISCO	06/21/10 07:01	243.210	GRAB
04/30/10 12:00	190.766	ISCO	05/26/10 17:30	3425.785	ISCO	06/21/10 12:00	281.857	ISCO
05/01/10 12:00	163.020	ISCO	05/26/10 20:00	2781.155	ISCO	06/22/10 03:45	798.854	ISCO
05/02/10 06:45	354.585	ISCO	05/26/10 23:00	831.655	ISCO	06/22/10 06:45	1878.534	ISCO
05/02/10 09:45	475.444	ISCO	05/27/10 02:00	383.677	ISCO	06/22/10 09:45	829.273	ISCO
05/02/10 12:00	266.863	ISCO	05/27/10 05:00	254.505	ISCO	06/22/10 11:15	3528.053	ISCO
05/02/10 12:45	176.166	ISCO	05/27/10 08:00	197.677	ISCO	06/22/10 12:00	3052.048	ISCO
05/03/10 12:00	93.281	ISCO	05/27/10 12:00	218.089	ISCO	06/22/10 12:45	3162.080	ISCO
05/04/10 09:13	160.517	GRAB	05/28/10 12:00	162.819	ISCO	06/22/10 15:45	1959.904	ISCO

**Table C2. (Continued)**

Date/Time (CST)	SSC (mg/L)	Sampling Method	Date/Time (CST)	SSC (mg/L)	Sampling Method	Date/Time (CST)	SSC (mg/L)	Sampling Method
06/22/10 18:45	836.913	ISCO	08/10/10 19:45	2828.210	ISCO	09/11/10 12:15	92.641	ISCO
06/22/10 21:45	526.128	ISCO	08/10/10 21:30	2015.015	ISCO	09/12/10 12:00	147.349	ISCO
06/23/10 00:45	334.347	ISCO	08/11/10 00:30	839.386	ISCO	09/13/10 12:00	172.458	ISCO
06/23/10 03:45	359.597	ISCO	08/11/10 03:30	246.959	ISCO	09/14/10 12:00	162.902	ISCO
06/23/10 06:45	343.312	ISCO	08/11/10 06:30	120.006	ISCO	09/14/10 13:38	127.220	GRAB
06/23/10 09:45	309.072	ISCO	08/11/10 09:30	83.585	ISCO	09/15/10 12:00	141.886	ISCO
06/23/10 12:00	378.955	ISCO	08/11/10 12:00	86.149	ISCO	09/16/10 12:00	139.179	ISCO
06/23/10 12:45	352.120	ISCO	08/12/10 12:00	240.439	ISCO	09/17/10 12:00	135.903	ISCO
06/23/10 13:15	338.417	ISCO	08/13/10 12:00	217.191	ISCO	09/18/10 12:00	135.009	ISCO
06/23/10 16:15	313.999	ISCO	08/14/10 01:15	541.614	ISCO	09/18/10 22:00	376.106	ISCO
06/23/10 19:30	1763.467	ISCO	08/14/10 03:15	1179.332	ISCO	09/18/10 22:45	2620.541	ISCO
06/23/10 22:00	2200.429	ISCO	08/14/10 04:15	1124.093	ISCO	09/19/10 01:00	896.756	ISCO
06/23/10 22:30	2345.928	ISCO	08/14/10 07:15	333.493	ISCO	09/19/10 04:00	295.838	ISCO
06/24/10 01:30	1422.615	ISCO	08/14/10 10:15	130.441	ISCO	09/19/10 07:00	143.223	ISCO
06/24/10 07:30	499.375	ISCO	08/14/10 12:00	189.313	ISCO	09/19/10 12:00	156.594	ISCO
06/29/10 10:03	193.873	GRAB	08/14/10 13:15	148.673	ISCO	09/20/10 12:00	135.097	ISCO
07/07/10 06:51	215.404	GRAB	08/15/10 12:00	103.281	ISCO	09/21/10 10:10	180.159	GRAB
07/07/10 12:00	191.801	ISCO	08/16/10 12:00	100.708	ISCO	09/21/10 12:00	185.749	ISCO
07/08/10 01:15	900.330	ISCO	08/17/10 12:00	88.430	ISCO	09/22/10 00:45	495.580	ISCO
07/08/10 04:15	449.786	ISCO	08/17/10 15:41	153.835	GRAB	09/22/10 03:45	491.995	ISCO
07/08/10 07:15	325.026	ISCO	08/18/10 12:00	137.614	ISCO	09/22/10 06:45	339.980	ISCO
07/08/10 12:00	273.753	ISCO	08/19/10 12:00	148.498	ISCO	09/22/10 09:45	220.348	ISCO
07/09/10 12:00	176.557	ISCO	08/20/10 12:00	117.828	ISCO	09/22/10 12:00	180.798	ISCO
07/11/10 12:00	113.664	ISCO	08/21/10 12:00	114.381	ISCO	09/22/10 12:45	148.711	ISCO
07/12/10 13:44	233.393	GRAB	08/22/10 12:00	91.669	ISCO	09/22/10 15:45	168.714	ISCO
07/13/10 12:00	96.759	ISCO	08/23/10 12:00	54.446	ISCO	09/22/10 18:45	204.157	ISCO
07/14/10 12:00	137.950	ISCO	08/24/10 12:00	132.759	ISCO	09/22/10 21:45	220.282	ISCO
07/15/10 12:00	233.559	ISCO	08/24/10 13:52	240.926	GRAB	09/23/10 00:45	213.725	ISCO
07/16/10 12:00	97.741	ISCO	08/25/10 12:00	98.820	ISCO	09/23/10 03:45	197.401	ISCO
07/17/10 12:00	119.388	ISCO	08/26/10 12:00	91.695	ISCO	09/23/10 06:45	224.452	ISCO
07/18/10 12:00	143.508	ISCO	08/27/10 12:00	88.592	ISCO	09/23/10 09:45	197.885	ISCO
07/19/10 12:00	142.299	ISCO	08/28/10 12:00	81.773	ISCO	09/23/10 12:00	172.008	ISCO
07/19/10 18:00	810.292	ISCO	08/29/10 12:00	66.531	ISCO	09/24/10 12:00	231.615	ISCO
07/19/10 22:00	3099.556	ISCO	08/30/10 10:06	182.880	GRAB	09/25/10 12:00	187.334	ISCO
07/19/10 22:45	5854.565	ISCO	08/30/10 12:00	121.964	ISCO	09/26/10 12:00	158.452	ISCO
07/20/10 00:00	6802.230	ISCO	08/31/10 12:00	123.652	ISCO	09/27/10 12:00	138.603	ISCO
07/20/10 03:00	1679.511	ISCO	09/01/10 06:15	370.482	ISCO	09/28/10 08:32	158.337	GRAB
07/20/10 05:15	857.432	ISCO	09/01/10 09:15	697.688	ISCO	09/28/10 12:00	92.744	ISCO
07/20/10 06:00	715.309	ISCO	09/01/10 12:00	218.265	ISCO	09/29/10 12:00	107.930	ISCO
07/20/10 09:00	739.204	ISCO	09/01/10 12:15	200.164	ISCO	09/30/10 12:00	109.484	ISCO
07/20/10 12:00	627.069	ISCO	09/02/10 12:00	59.939	ISCO	10/01/10 12:00	120.289	ISCO
07/20/10 13:36	396.137	DH-76	09/02/10 15:30	960.725	ISCO	10/02/10 12:00	125.334	ISCO
07/20/10 16:45	252.294	ISCO	09/02/10 17:30	3496.160	ISCO	10/03/10 12:00	86.017	ISCO
07/20/10 19:45	172.698	ISCO	09/02/10 17:45	7504.943	ISCO	10/04/10 12:00	86.495	ISCO
07/21/10 12:00	211.669	ISCO	09/02/10 18:15	8638.947	ISCO	10/05/10 08:16	117.867	GRAB
07/22/10 12:00	261.641	ISCO	09/02/10 18:30	7529.027	ISCO	10/05/10 12:00	106.024	ISCO
07/23/10 12:00	226.395	ISCO	09/02/10 20:30	2110.222	ISCO	10/06/10 12:00	83.785	ISCO
07/24/10 12:00	281.796	ISCO	09/02/10 21:30	1626.836	ISCO	10/07/10 12:00	120.296	ISCO
07/25/10 12:00	95.185	ISCO	09/03/10 00:30	887.832	ISCO	10/08/10 12:00	131.855	ISCO
07/26/10 12:00	132.627	ISCO	09/03/10 03:30	563.445	ISCO	10/09/10 12:00	104.589	ISCO
07/27/10 08:35	183.878	GRAB	09/03/10 06:30	406.842	ISCO	10/10/10 12:00	98.819	ISCO
07/27/10 12:00	203.424	ISCO	09/03/10 09:30	296.459	ISCO	10/11/10 12:00	97.948	ISCO
07/28/10 12:00	238.381	ISCO	09/03/10 12:00	217.289	ISCO	10/12/10 07:26	168.285	GRAB
07/28/10 20:00	1519.332	ISCO	09/03/10 12:30	191.931	ISCO	10/12/10 12:00	120.123	ISCO
07/28/10 23:00	364.328	ISCO	09/03/10 15:30	174.989	ISCO	10/13/10 12:00	146.232	ISCO
07/29/10 02:00	237.039	ISCO	09/03/10 18:30	129.724	ISCO	10/14/10 12:00	128.621	ISCO
07/29/10 12:00	139.760	ISCO	09/03/10 21:30	124.500	ISCO	10/15/10 12:00	135.413	ISCO
08/03/10 10:07	176.333	GRAB	09/04/10 00:30	162.715	ISCO	10/16/10 12:00	154.562	ISCO
08/03/10 12:00	237.556	ISCO	09/07/10 08:09	161.632	GRAB	10/17/10 12:00	131.565	ISCO
08/04/10 12:00	254.445	ISCO	09/07/10 12:00	167.726	ISCO	10/18/10 12:00	119.989	ISCO
08/05/10 12:00	124.448	ISCO	09/08/10 12:00	146.243	ISCO	10/19/10 08:02	180.340	GRAB
08/06/10 12:00	106.420	ISCO	09/09/10 12:00	119.957	ISCO	10/19/10 12:00	131.364	ISCO
08/07/10 12:00	134.047	ISCO	09/10/10 12:00	123.249	ISCO	10/20/10 12:00	118.465	ISCO
08/08/10 12:00	137.214	ISCO	09/11/10 03:15	417.006	ISCO	10/21/10 12:00	114.596	ISCO
08/09/10 12:00	110.307	ISCO	09/11/10 06:15	757.863	ISCO	10/22/10 12:00	102.758	ISCO
08/10/10 10:45	175.059	GRAB	09/11/10 09:15	274.387	ISCO	10/23/10 12:00	179.358	ISCO
08/10/10 18:30	141.514	ISCO	09/11/10 12:00	109.045	ISCO	10/24/10 12:00	131.504	ISCO



**Table C2. (Continued)**

Date/Time (CST)	SSC (mg/L)	Sampling Method	Date/Time (CST)	SSC (mg/L)	Sampling Method	Date/Time (CST)	SSC (mg/L)	Sampling Method
10/25/10 12:00	160.914	ISCO	12/28/10 08:41	95.699	GRAB	03/05/11 01:00	2444.062	ISCO
10/26/10 07:22	164.835	GRAB	12/31/10 15:26	6785.874	DH-76	03/05/11 04:00	1532.743	ISCO
10/26/10 12:00	136.202	ISCO	12/31/10 15:45	6696.021	ISCO	03/05/11 07:00	909.484	ISCO
10/27/10 12:00	140.331	ISCO	12/31/10 18:45	2148.132	ISCO	03/05/11 10:00	581.127	ISCO
10/28/10 12:00	139.625	ISCO	12/31/10 21:45	1319.372	ISCO	03/05/11 12:00	457.299	ISCO
10/29/10 12:00	133.978	ISCO	01/01/11 00:45	871.052	ISCO	03/05/11 13:00	411.638	ISCO
10/30/10 12:00	114.691	ISCO	01/01/11 03:45	636.397	ISCO	03/05/11 16:00	395.980	ISCO
10/31/10 12:00	116.844	ISCO	01/01/11 06:45	505.155	ISCO	03/05/11 19:00	326.869	ISCO
11/01/10 12:00	100.461	ISCO	01/01/11 09:45	409.041	ISCO	03/06/11 12:00	331.493	ISCO
11/02/10 07:16	143.964	GRAB	01/01/11 12:00	422.097	ISCO	03/07/11 10:41	214.369	GRAB
11/02/10 12:00	116.361	ISCO	01/01/11 12:45	405.695	ISCO	03/07/11 12:00	165.960	ISCO
11/03/10 12:00	130.008	ISCO	01/01/11 15:45	351.812	ISCO	03/08/11 12:00	127.480	ISCO
11/04/10 12:00	135.664	ISCO	01/01/11 18:45	384.194	ISCO	03/09/11 12:00	138.978	ISCO
11/05/10 12:00	125.541	ISCO	01/02/11 12:00	286.431	ISCO	03/10/11 12:00	129.947	ISCO
11/06/10 12:00	145.602	ISCO	01/02/11 12:45	262.733	ISCO	03/11/11 12:00	125.515	ISCO
11/07/10 12:00	132.938	ISCO	01/02/11 15:45	265.474	ISCO	03/12/11 12:00	111.405	ISCO
11/08/10 12:00	86.054	ISCO	01/02/11 18:45	244.353	ISCO	03/13/11 12:00	146.358	ISCO
11/09/10 12:00	133.293	ISCO	01/04/11 08:48	191.903	GRAB	03/14/11 12:00	227.271	ISCO
11/09/10 14:23	177.687	GRAB	01/11/11 11:25	154.190	GRAB	03/15/11 07:21	192.028	GRAB
11/10/10 12:00	109.612	ISCO	01/19/11 13:32	182.575	GRAB	03/19/11 12:00	118.859	ISCO
11/11/10 12:00	119.796	ISCO	01/24/11 10:07	180.836	GRAB	03/20/11 12:00	112.934	ISCO
11/12/10 12:00	133.123	ISCO	01/31/11 10:57	141.668	GRAB	03/21/11 12:00	101.499	ISCO
11/13/10 12:00	92.226	ISCO	02/09/11 11:10	194.859	GRAB	03/22/11 07:52	174.664	GRAB
11/14/10 12:00	157.769	ISCO	02/15/11 09:03	208.814	GRAB	03/22/11 12:00	84.825	ISCO
11/15/10 12:00	110.019	ISCO	02/15/11 12:00	186.768	ISCO	03/23/11 12:00	78.285	ISCO
11/16/10 09:03	139.690	GRAB	02/16/11 12:00	151.044	ISCO	03/24/11 12:00	101.575	ISCO
11/16/10 12:00	81.275	ISCO	02/16/11 16:30	3046.629	ISCO	03/25/11 12:00	88.242	ISCO
11/17/10 12:00	108.860	ISCO	02/16/11 19:30	3559.940	ISCO	03/26/11 12:00	100.907	ISCO
11/18/10 12:00	112.780	ISCO	02/16/11 22:30	1679.126	ISCO	03/27/11 12:00	115.238	ISCO
11/19/10 12:00	126.053	ISCO	02/17/11 01:30	1098.796	ISCO	03/28/11 12:00	97.956	ISCO
11/20/10 12:00	97.044	ISCO	02/17/11 04:30	765.911	ISCO	03/29/11 08:12	117.298	GRAB
11/21/10 12:00	116.751	ISCO	02/17/11 07:30	558.557	ISCO	03/29/11 12:00	113.095	ISCO
11/22/10 10:13	112.843	GRAB	02/17/11 15:00	4359.565	ISCO	03/30/11 12:00	99.636	ISCO
11/22/10 12:00	123.242	ISCO	02/17/11 18:00	2384.283	ISCO	03/31/11 12:00	105.796	ISCO
11/22/10 18:30	463.010	ISCO	02/17/11 21:00	997.710	ISCO	04/01/11 12:00	88.457	ISCO
11/22/10 21:30	706.158	ISCO	02/18/11 00:00	689.630	ISCO	04/02/11 12:00	96.766	ISCO
11/23/10 00:30	291.534	ISCO	02/18/11 03:00	547.969	ISCO	04/03/11 12:00	97.961	ISCO
11/23/10 03:30	131.761	ISCO	02/18/11 10:19	351.392	DH-76	04/04/11 12:00	142.057	ISCO
11/23/10 12:00	91.633	ISCO	02/18/11 12:00	291.172	ISCO	04/05/11 08:05	96.211	GRAB
11/24/10 12:00	148.549	ISCO	02/19/11 12:00	262.095	ISCO	04/06/11 12:00	82.528	ISCO
11/24/10 13:15	166.396	ISCO	02/20/11 12:00	300.152	ISCO	04/07/11 12:00	64.139	ISCO
11/24/10 16:15	246.146	ISCO	02/21/11 12:00	189.672	ISCO	04/08/11 12:00	99.859	ISCO
11/24/10 19:15	170.922	ISCO	02/22/11 10:04	176.404	GRAB	04/09/11 12:00	142.053	ISCO
11/24/10 22:15	1528.906	ISCO	02/22/11 12:00	184.370	ISCO	04/10/11 12:00	85.345	ISCO
11/25/10 01:15	1056.156	ISCO	02/23/11 12:00	157.268	ISCO	04/11/11 12:00	134.149	ISCO
11/25/10 04:15	424.020	ISCO	02/24/11 12:00	158.421	ISCO	04/12/11 09:11	42.112	GRAB
11/25/10 07:15	234.593	ISCO	02/25/11 12:00	152.494	ISCO	04/12/11 12:00	109.420	ISCO
11/25/10 10:15	178.241	ISCO	02/26/11 12:00	140.051	ISCO	04/13/11 12:00	118.429	ISCO
11/25/10 12:00	207.942	ISCO	02/27/11 12:00	294.988	ISCO	04/14/11 12:00	119.781	ISCO
11/25/10 13:15	165.616	ISCO	02/27/11 20:15	5209.398	ISCO	04/15/11 12:00	99.707	ISCO
11/25/10 16:15	166.701	ISCO	02/28/11 02:15	6933.141	ISCO	04/15/11 19:00	1537.912	ISCO
11/25/10 19:15	156.980	ISCO	02/28/11 05:15	4521.428	ISCO	04/15/11 22:00	7266.153	ISCO
11/25/10 22:15	222.205	ISCO	02/28/11 08:15	2081.499	ISCO	04/16/11 01:00	1729.026	ISCO
11/26/10 01:15	215.783	ISCO	02/28/11 09:41	1143.553	DH-76	04/16/11 04:00	580.693	ISCO
11/29/10 10:23	185.330	GRAB	02/28/11 12:00	1180.930	ISCO	04/16/11 07:00	273.225	ISCO
11/29/10 12:00	210.228	ISCO	02/28/11 12:45	849.704	ISCO	04/16/11 10:00	182.372	ISCO
11/29/10 20:45	216.850	ISCO	02/28/11 15:45	885.366	ISCO	04/16/11 12:00	159.946	ISCO
11/29/10 23:45	396.165	ISCO	02/28/11 18:45	644.247	ISCO	04/16/11 13:00	135.552	ISCO
11/30/10 02:45	168.841	ISCO	02/28/11 21:45	502.388	ISCO	04/17/11 12:00	112.367	ISCO
11/30/10 05:45	164.502	ISCO	03/01/11 00:45	454.398	ISCO	04/18/11 12:00	117.863	ISCO
11/30/10 12:00	171.482	ISCO	03/01/11 12:00	316.244	ISCO	04/19/11 08:30	565.034	ISCO
12/02/10 12:00	173.547	ISCO	03/02/11 12:00	257.964	ISCO	04/19/11 09:42	596.597	DIP
12/03/10 12:00	164.691	ISCO	03/03/11 12:00	216.741	ISCO	04/19/11 11:45	2331.825	ISCO
12/04/10 12:00	139.748	ISCO	03/04/11 12:00	154.626	ISCO	04/19/11 12:00	2038.944	ISCO
12/07/10 08:11	166.714	GRAB	03/04/11 19:00	8654.403	ISCO	04/19/11 14:45	840.918	ISCO
12/14/10 09:11	121.737	GRAB	03/04/11 21:45	6518.085	ISCO	04/19/11 17:45	299.483	ISCO
12/21/10 08:27	178.981	GRAB	03/04/11 22:00	5932.115	ISCO	04/20/11 12:00	109.747	ISCO

**Table C2. (Continued)**

Date/Time (CST)	SSC (mg/L)	Sampling Method	Date/Time (CST)	SSC (mg/L)	Sampling Method	Date/Time (CST)	SSC (mg/L)	Sampling Method
04/21/11 12:00	123.864	ISCO	05/26/11 11:15	292.723	ISCO	06/27/11 12:00	524.493	ISCO
04/22/11 09:00	1991.371	ISCO	05/26/11 12:00	243.450	ISCO	06/27/11 13:45	412.886	ISCO
04/22/11 10:30	7186.432	ISCO	05/26/11 13:33	226.358	DH-76	06/27/11 16:45	296.935	ISCO
04/22/11 11:00	10975.873	ISCO	05/27/11 12:00	341.487	ISCO	06/27/11 22:45	210.129	ISCO
04/22/11 12:00	10236.267	ISCO	05/28/11 12:00	280.013	ISCO	06/28/11 01:45	203.011	ISCO
04/22/11 15:00	3626.193	ISCO	05/28/11 13:30	4812.573	ISCO	06/28/11 04:45	198.638	ISCO
04/22/11 18:00	1616.440	ISCO	05/28/11 15:30	4128.901	ISCO	06/28/11 07:45	209.056	ISCO
04/22/11 20:16	1242.306	DH-76	05/28/11 16:30	6623.222	ISCO	06/28/11 09:59	200.624	GRAB
04/22/11 23:15	922.269	ISCO	05/28/11 19:30	1875.618	ISCO	06/28/11 12:00	276.938	ISCO
04/23/11 02:15	622.120	ISCO	05/28/11 22:30	614.868	ISCO	06/29/11 12:00	195.626	ISCO
04/23/11 05:15	462.062	ISCO	05/29/11 01:30	280.087	ISCO	06/30/11 12:00	198.285	ISCO
04/23/11 08:15	390.298	ISCO	05/31/11 08:21	201.577	GRAB	07/01/11 12:00	323.486	ISCO
04/23/11 11:15	379.235	ISCO	05/31/11 12:00	203.687	ISCO	07/02/11 12:00	187.051	ISCO
04/23/11 12:00	313.107	ISCO	06/01/11 12:00	228.893	ISCO	07/03/11 12:00	293.586	ISCO
04/23/11 14:15	296.246	ISCO	06/02/11 12:00	330.392	ISCO	07/05/11 08:07	42.937	GRAB
04/24/11 12:00	225.874	ISCO	06/03/11 12:00	174.059	ISCO	07/05/11 12:00	65.469	ISCO
04/25/11 09:14	176.285	DIP	06/04/11 12:00	124.952	ISCO	07/06/11 12:00	79.703	ISCO
04/25/11 12:00	159.599	ISCO	06/05/11 12:00	170.316	ISCO	07/07/11 12:00	94.113	ISCO
04/26/11 12:00	167.942	ISCO	06/06/11 12:00	154.844	ISCO	07/08/11 12:00	40.011	ISCO
04/27/11 12:00	129.041	ISCO	06/07/11 07:13	145.361	GRAB	07/09/11 12:00	123.559	ISCO
04/28/11 12:00	159.022	ISCO	06/07/11 12:00	137.027	ISCO	07/10/11 12:00	70.600	ISCO
04/29/11 12:00	134.706	ISCO	06/08/11 12:00	196.246	ISCO	07/11/11 12:00	42.090	ISCO
04/30/11 12:00	130.852	ISCO	06/09/11 12:00	182.923	ISCO	07/12/11 07:21	17.098	GRAB
05/01/11 12:00	141.224	ISCO	06/10/11 12:00	217.148	ISCO	07/12/11 12:00	105.832	ISCO
05/02/11 12:00	87.807	ISCO	06/11/11 12:00	159.145	ISCO	07/13/11 12:00	13.742	ISCO
05/03/11 08:37	177.289	GRAB	06/12/11 12:00	161.005	ISCO	07/14/11 12:00	16.004	ISCO
05/03/11 12:00	123.572	ISCO	06/13/11 12:00	117.860	ISCO	07/15/11 12:00	13.681	ISCO
05/04/11 12:00	123.143	ISCO	06/14/11 03:26	287.481	GRAB	07/16/11 12:00	29.544	ISCO
05/05/11 12:00	136.239	ISCO	06/14/11 06:00	650.863	ISCO	07/17/11 12:00	115.937	ISCO
05/06/11 12:00	149.022	ISCO	06/14/11 09:00	766.731	ISCO	07/18/11 12:00	37.337	ISCO
05/07/11 12:00	111.453	ISCO	06/14/11 12:00	373.145	ISCO	07/19/11 07:51	13.814	GRAB
05/08/11 12:00	133.525	ISCO	06/14/11 13:45	245.291	ISCO	07/19/11 12:00	125.527	ISCO
05/09/11 12:00	76.750	ISCO	06/14/11 16:45	166.319	ISCO	07/20/11 12:00	32.058	ISCO
05/10/11 08:37	188.041	GRAB	06/15/11 06:15	499.148	ISCO	07/21/11 12:00	29.546	ISCO
05/10/11 12:00	208.435	ISCO	06/15/11 09:15	882.928	ISCO	07/24/11 11:00	982.391	ISCO
05/11/11 12:00	245.608	ISCO	06/15/11 12:00	410.753	ISCO	07/24/11 12:00	1021.746	ISCO
05/12/11 12:00	305.038	ISCO	06/15/11 12:15	427.886	ISCO	07/24/11 14:00	311.520	ISCO
05/13/11 12:00	150.506	ISCO	06/15/11 15:15	319.237	ISCO	07/25/11 12:00	200.395	ISCO
05/14/11 12:00	124.050	ISCO	06/15/11 18:15	201.688	ISCO	07/26/11 07:41	25.011	GRAB
05/15/11 12:00	140.375	ISCO	06/16/11 12:00	193.699	ISCO	07/27/11 12:00	23.968	ISCO
05/16/11 12:00	125.287	ISCO	06/17/11 12:00	173.121	ISCO	07/28/11 12:00	21.748	ISCO
05/17/11 08:14	146.443	GRAB	06/18/11 12:00	229.589	ISCO	07/29/11 12:00	53.638	ISCO
05/17/11 12:00	148.686	ISCO	06/19/11 12:00	176.817	ISCO	07/30/11 12:00	14.590	ISCO
05/18/11 12:00	148.370	ISCO	06/20/11 12:00	180.492	ISCO	07/31/11 12:00	14.863	ISCO
05/19/11 12:00	170.435	ISCO	06/21/11 07:06	140.442	GRAB	08/01/11 09:48	31.598	GRAB
05/20/11 12:00	155.005	ISCO	06/21/11 12:00	266.394	ISCO	08/01/11 12:00	73.763	ISCO
05/21/11 12:00	158.795	ISCO	06/22/11 12:00	197.939	ISCO	08/02/11 12:00	12.264	ISCO
05/22/11 12:00	145.044	ISCO	06/23/11 12:00	171.216	ISCO	08/03/11 12:00	16.812	ISCO
05/22/11 16:00	1257.796	ISCO	06/24/11 12:00	142.381	ISCO	08/04/11 12:00	11.373	ISCO
05/22/11 19:00	3557.036	ISCO	06/25/11 12:00	94.890	ISCO	08/05/11 12:00	12.097	ISCO
05/22/11 22:00	1101.910	ISCO	06/26/11 12:00	229.728	ISCO	08/06/11 12:00	12.089	ISCO
05/23/11 01:00	497.655	ISCO	06/26/11 22:45	3410.268	ISCO	08/07/11 12:00	11.689	ISCO
05/23/11 04:00	296.366	ISCO	06/26/11 23:08	2310.028	DH-76	08/08/11 12:00	23.853	ISCO
05/23/11 12:00	151.247	ISCO	06/27/11 00:46	4107.358	ISCO	08/09/11 07:32	77.395	GRAB
05/24/11 08:12	92.147	GRAB	06/27/11 00:50	4138.611	DH-48	08/09/11 12:00	16.536	ISCO
05/24/11 12:00	181.490	ISCO	06/27/11 01:00	4807.197	DH-48	08/10/11 12:00	50.310	ISCO
05/25/11 05:15	2030.138	ISCO	06/27/11 01:04	4933.873	ISCO	08/11/11 12:00	41.029	ISCO
05/25/11 11:15	2331.688	ISCO	06/27/11 01:15	5594.195	ISCO	08/12/11 12:00	38.130	ISCO
05/25/11 12:00	1697.496	ISCO	06/27/11 01:45	6004.467	ISCO	08/13/11 12:00	28.742	ISCO
05/25/11 14:15	891.941	ISCO	06/27/11 02:45	5183.852	ISCO	08/14/11 12:00	53.493	ISCO
05/25/11 17:15	4506.329	ISCO	06/27/11 04:00	6439.469	ISCO	08/15/11 10:41	148.956	GRAB
05/25/11 18:45	7396.936	ISCO	06/27/11 04:45	4517.312	ISCO	08/15/11 12:00	100.947	ISCO
05/25/11 20:15	5140.826	ISCO	06/27/11 06:00	2190.762	ISCO	08/16/11 12:00	126.407	ISCO
05/25/11 23:15	1570.698	ISCO	06/27/11 07:30	1524.482	ISCO	08/17/11 12:00	63.538	ISCO
05/26/11 02:15	885.702	ISCO	06/27/11 07:45	1189.360	ISCO	08/18/11 12:00	100.769	ISCO
05/26/11 05:15	494.012	ISCO	06/27/11 07:50	1183.027	ISCO	08/19/11 12:00	63.728	ISCO
05/26/11 08:15	345.679	ISCO	06/27/11 10:45	704.684	ISCO	08/20/11 12:00	45.855	ISCO

**Table C2. (Concluded)**

<i>Date/Time (CST)</i>	<i>SSC (mg/L)</i>	<i>Sampling Method</i>
08/21/11 12:00	44.695	ISCO
08/22/11 10:03	112.161	GRAB
08/22/11 12:00	139.807	ISCO
08/23/11 12:00	51.148	ISCO
08/24/11 12:00	56.029	ISCO
08/25/11 12:00	42.743	ISCO
08/26/11 12:00	62.420	ISCO
08/27/11 12:00	35.472	ISCO
08/28/11 12:00	51.254	ISCO
08/29/11 12:00	59.914	ISCO
08/30/11 07:50	140.382	GRAB
08/30/11 12:00	51.691	ISCO
08/31/11 12:00	45.987	ISCO
09/01/11 12:00	29.900	ISCO
09/02/11 12:00	46.582	ISCO
09/03/11 12:00	107.962	ISCO
09/04/11 12:00	69.471	ISCO
09/05/11 12:00	52.549	ISCO
09/06/11 08:25	137.771	GRAB
09/06/11 12:00	81.402	ISCO
09/07/11 12:00	68.709	ISCO
09/08/11 12:00	53.693	ISCO
09/09/11 12:00	95.250	ISCO
09/10/11 12:00	26.516	ISCO
09/11/11 12:00	49.350	ISCO
09/12/11 12:00	30.818	ISCO
09/13/11 07:50	129.319	GRAB
09/13/11 12:00	44.105	ISCO
09/14/11 12:00	81.993	ISCO
09/15/11 12:00	73.817	ISCO
09/16/11 12:00	94.596	ISCO
09/17/11 12:00	55.412	ISCO
09/18/11 12:00	92.681	ISCO
09/19/11 12:00	28.493	ISCO
09/20/11 07:29	93.476	GRAB
09/20/11 12:00	36.133	ISCO
09/21/11 12:00	61.126	ISCO
09/22/11 12:00	105.177	ISCO
09/23/11 12:00	53.630	ISCO
09/24/11 12:00	57.664	ISCO
09/25/11 12:00	58.148	ISCO
09/26/11 12:00	55.836	ISCO
09/27/11 08:16	128.066	GRAB
09/27/11 12:00	21.945	ISCO
09/28/11 12:00	25.086	ISCO
09/29/11 12:00	22.012	ISCO
09/30/11 12:00	29.258	ISCO

**Table C3. Suspended Sediment Concentrations (SSC)  
for Court Creek (Station 301)**

Date/Time (CST)	SSC (mg/L)	Sampling Method	Date/Time (CST)	SSC (mg/L)	Sampling Method	Date/Time (CST)	SSC (mg/L)	Sampling Method
12/15/99 11:04	7.112	GRAB	08/22/00 07:39	91.394	GRAB	03/15/01 23:15	1635.095	ISCO
12/22/99 11:50	11.793	GRAB	08/29/00 09:39	54.290	GRAB	03/16/01 02:15	1683.860	ISCO
12/27/99 11:05	3.433	GRAB	09/05/00 09:02	96.136	GRAB	03/20/01 09:38	55.538	GRAB
01/04/00 11:04	5.962	GRAB	09/12/00 07:29	77.413	GRAB	03/26/01 09:40	15.626	GRAB
01/12/00 12:31	8.390	GRAB	09/19/00 07:31	20.676	GRAB	04/03/01 07:15	12.420	GRAB
01/18/00 10:45	13.315	GRAB	09/23/00 00:46	494.161	ISCO	04/10/01 07:39	44.267	GRAB
01/25/00 10:46	7.394	GRAB	09/23/00 01:46	3530.522	ISCO	04/11/01 17:45	2171.722	ISCO
02/01/00 10:45	7.028	GRAB	09/23/00 02:10	3238.443	DH-76	04/11/01 18:15	2971.861	ISCO
02/08/00 10:40	3.860	GRAB	09/26/00 07:53	49.730	GRAB	04/11/01 21:15	3089.881	ISCO
02/15/00 11:05	15.059	GRAB	10/03/00 07:21	81.254	GRAB	04/12/01 00:15	1883.034	ISCO
02/22/00 10:25	87.601	DH-48	10/10/00 08:11	36.072	GRAB	04/17/01 07:57	31.082	GRAB
02/29/00 08:15	43.700	DH-48	10/18/00 07:39	91.654	GRAB	04/24/01 11:07	9.490	GRAB
03/07/00 14:13	27.112	GRAB	10/24/00 07:42	91.384	GRAB	05/01/01 08:41	17.375	GRAB
03/14/00 10:49	8.664	GRAB	10/31/00 12:01	84.287	GRAB	05/08/01 12:31	11.547	GRAB
03/22/00 13:30	14.139	GRAB	11/06/00 08:46	99.142	GRAB	05/15/01 07:46	116.685	GRAB
03/28/00 10:19	10.109	GRAB	11/14/00 07:54	87.914	GRAB	05/17/01 13:29	1153.346	DH-76
04/04/00 09:15	4.021	GRAB	11/20/00 09:02	94.300	GRAB	05/17/01 13:47	1067.148	DH-76
04/11/00 09:11	3.971	GRAB	11/28/00 09:26	91.483	GRAB	05/18/01 08:41	192.000	DH-76
04/18/00 08:50	18.762	GRAB	12/05/00 09:31	106.257	GRAB	05/20/01 22:15	290.915	ISCO
04/20/00 14:07	1550.094	DH-76	12/12/00 10:33	145.230	GRAB	05/20/01 22:45	1249.992	ISCO
04/25/00 08:59	40.010	GRAB	12/19/00 09:19	127.957	GRAB	05/20/01 23:15	7467.946	ISCO
05/02/00 08:43	28.154	GRAB	12/26/00 09:50	120.411	GRAB	05/21/01 01:15	5899.979	ISCO
05/10/00 07:25	72.735	GRAB	01/02/01 10:10	126.095	GRAB	05/21/01 02:45	3344.018	ISCO
05/16/00 08:04	53.097	GRAB	01/09/01 09:15	109.556	GRAB	05/21/01 04:15	2809.012	ISCO
05/23/00 07:36	55.759	GRAB	01/16/01 09:36	16.896	GRAB	05/21/01 10:15	1747.082	ISCO
05/30/00 11:59	55.978	GRAB	01/23/01 11:55	115.901	GRAB	05/21/01 16:15	584.804	ISCO
05/31/00 03:45	6918.034	ISCO	01/30/01 02:13	455.520	DH-76	05/22/01 06:39	155.677	DH-48
05/31/00 05:15	5894.970	ISCO	01/30/01 11:04	267.177	DH-76	05/22/01 12:00	122.043	ISCO
05/31/00 09:15	3347.856	ISCO	02/06/01 09:01	77.837	GRAB	05/23/01 12:00	63.473	ISCO
05/31/00 09:45	2965.639	ISCO	02/08/01 21:45	3199.046	ISCO	05/24/01 12:00	57.702	ISCO
05/31/00 12:00	2370.795	ISCO	02/09/01 03:45	2327.759	ISCO	05/25/01 12:00	36.064	ISCO
05/31/00 12:45	2300.933	ISCO	02/09/01 06:45	2554.042	ISCO	05/26/01 11:15	860.138	ISCO
05/31/00 15:15	1675.482	ISCO	02/09/01 08:15	2326.598	ISCO	05/26/01 12:00	1074.148	ISCO
06/01/00 10:07	283.799	DH-76	02/09/01 09:45	2301.718	ISCO	05/26/01 14:15	1359.908	ISCO
06/06/00 07:39	69.596	GRAB	02/09/01 11:30	2646.232	ISCO	05/26/01 17:15	1028.887	ISCO
06/13/00 00:45	4458.785	ISCO	02/09/01 12:00	2621.556	ISCO	05/26/01 20:15	545.438	ISCO
06/14/00 07:53	361.622	DH-48	02/09/01 12:45	2760.422	ISCO	05/26/01 23:15	388.790	ISCO
06/14/00 10:15	1064.568	ISCO	02/09/01 15:30	2207.717	ISCO	05/27/01 02:15	276.471	ISCO
06/20/00 07:34	117.914	GRAB	02/09/01 15:45	2257.337	ISCO	05/27/01 05:15	208.620	ISCO
06/23/00 16:30	437.435	ISCO	02/09/01 17:15	2072.864	ISCO	05/27/01 12:00	138.758	ISCO
06/23/00 17:15	4479.268	ISCO	02/09/01 18:45	1907.781	ISCO	05/30/01 09:56	45.356	GRAB
06/23/00 17:45	4482.950	ISCO	02/10/01 09:17	275.739	DIP	05/30/01 12:00	45.061	ISCO
06/23/00 18:45	4172.254	ISCO	02/13/01 08:57	125.817	DH-48	05/31/01 11:15	452.499	ISCO
06/23/00 19:30	4258.353	ISCO	02/20/01 09:43	60.644	GRAB	05/31/01 12:00	1169.447	ISCO
06/23/00 20:54	3923.194	DH-76	02/24/01 08:15	1602.987	ISCO	05/31/01 14:15	1791.226	ISCO
06/23/00 22:30	2347.586	ISCO	02/24/01 09:15	2426.360	ISCO	05/31/01 17:14	1581.803	DH-76
06/24/00 01:30	1620.660	ISCO	02/24/01 10:00	2822.446	ISCO	05/31/01 17:15	1507.316	ISCO
06/24/00 13:15	1144.693	ISCO	02/24/01 12:00	3279.548	ISCO	05/31/01 18:22	1290.966	DH-76
06/24/00 13:30	1064.787	ISCO	02/24/01 13:00	3064.639	ISCO	05/31/01 20:15	828.289	ISCO
06/24/00 14:00	2284.059	ISCO	02/24/01 14:30	3214.604	ISCO	05/31/01 23:15	596.691	ISCO
06/24/00 14:30	3348.414	ISCO	02/24/01 15:30	3769.899	ISCO	06/01/01 02:15	400.227	ISCO
06/24/00 15:00	3660.630	ISCO	02/24/01 16:00	3872.928	ISCO	06/01/01 05:15	327.359	ISCO
06/24/00 15:45	3787.249	ISCO	02/24/01 16:07	5205.735	DH-76	06/01/01 08:15	280.908	ISCO
06/24/00 16:30	3847.295	ISCO	02/24/01 16:22	4587.729	DH-76	06/01/01 08:45	266.371	DH-76
06/24/00 19:10	2719.400	DH-76	02/24/01 19:00	3729.012	ISCO	06/01/01 12:00	248.964	ISCO
06/25/00 08:20	800.342	DH-76	02/24/01 21:00	3102.249	ISCO	06/01/01 14:15	236.567	ISCO
06/25/00 12:00	516.287	ISCO	02/24/01 22:00	2850.897	ISCO	06/01/01 17:15	211.249	ISCO
06/26/00 08:14	280.691	DH-76	02/25/01 00:30	2337.748	ISCO	06/01/01 20:15	187.515	ISCO
07/05/00 10:09	127.242	DH-48	02/25/01 01:00	2205.063	ISCO	06/01/01 23:15	172.819	ISCO
07/10/00 11:45	1041.109	DH-76	02/25/01 04:00	1848.445	ISCO	06/02/01 12:00	154.964	ISCO
07/11/00 09:44	141.930	GRAB	02/25/01 12:00	973.123	ISCO	06/03/01 12:00	104.131	ISCO
07/18/00 09:23	88.906	GRAB	02/25/01 13:00	887.965	ISCO	06/04/01 12:00	48.679	ISCO
07/25/00 07:53	74.117	GRAB	02/27/01 08:57	99.591	DH-48	06/05/01 11:00	100.873	ISCO
08/01/00 07:41	63.241	GRAB	03/06/01 08:59	18.890	GRAB	06/05/01 17:00	902.738	ISCO
08/08/00 07:49	103.288	GRAB	03/13/01 08:21	33.535	GRAB	06/05/01 20:00	697.062	ISCO
08/15/00 07:49	103.903	GRAB	03/15/01 20:15	964.622	ISCO	06/05/01 23:00	436.461	ISCO

**Table C3. (Continued)**

Date/Time (CST)	SSC (mg/L)	Sampling Method	Date/Time (CST)	SSC (mg/L)	Sampling Method	Date/Time (CST)	SSC (mg/L)	Sampling Method
06/06/01 02:00	321.732	ISCO	02/13/02 08:18	11.456	GRAB	05/08/02 12:00	25.805	ISCO
06/06/01 05:00	351.903	ISCO	02/19/02 08:21	37.875	DH-48	05/09/02 12:00	85.924	ISCO
06/06/01 08:00	305.092	ISCO	02/26/02 08:48	24.195	GRAB	05/10/02 12:00	16.993	ISCO
06/06/01 11:00	243.617	ISCO	03/05/02 09:45	19.384	GRAB	05/11/02 10:15	359.300	ISCO
06/06/01 12:00	224.015	ISCO	03/08/02 13:15	638.367	ISCO	05/11/02 11:00	1850.737	ISCO
06/06/01 14:00	186.784	ISCO	03/08/02 16:15	544.479	ISCO	05/11/02 12:00	3558.389	ISCO
06/06/01 17:00	150.108	ISCO	03/08/02 19:15	376.012	ISCO	05/11/02 13:00	3763.680	ISCO
06/06/01 20:00	134.733	ISCO	03/08/02 22:15	356.614	ISCO	05/11/02 13:15	4125.953	ISCO
06/06/01 23:00	119.882	ISCO	03/09/02 11:00	281.065	ISCO	05/11/02 13:21	4768.793	DH-76
06/07/01 12:00	84.225	ISCO	03/09/02 12:00	281.497	ISCO	05/11/02 19:15	2308.132	ISCO
06/08/01 12:00	57.447	ISCO	03/09/02 14:00	298.195	ISCO	05/11/02 22:15	2403.076	ISCO
06/09/01 12:00	50.983	ISCO	03/12/02 08:50	24.274	GRAB	05/11/02 23:30	4119.622	ISCO
06/10/01 12:00	45.271	ISCO	03/12/02 12:00	20.188	ISCO	05/12/02 00:30	5453.935	ISCO
06/11/01 12:00	39.431	ISCO	03/19/02 08:57	18.366	GRAB	05/12/02 01:15	4885.625	ISCO
06/12/01 06:05	53.991	GRAB	03/26/02 08:58	20.290	GRAB	05/12/02 02:33	4349.207	D-74
06/12/01 12:00	57.365	ISCO	04/02/02 09:17	8.631	GRAB	05/12/02 04:15	3176.628	ISCO
06/14/01 12:00	30.583	ISCO	04/08/02 11:30	488.016	ISCO	05/12/02 06:15	2574.968	ISCO
06/15/01 12:00	72.908	ISCO	04/08/02 12:00	533.124	ISCO	05/12/02 08:30	2098.747	ISCO
06/16/01 12:00	31.166	ISCO	04/08/02 17:30	2469.419	ISCO	05/12/02 10:15	1892.866	ISCO
06/17/01 12:00	23.051	ISCO	04/08/02 20:30	1753.874	ISCO	05/12/02 12:00	1520.790	ISCO
06/18/01 12:00	23.502	ISCO	04/08/02 23:30	1145.124	ISCO	05/12/02 13:07	1375.417	ISCO
06/19/01 07:51	36.795	GRAB	04/09/02 02:30	817.065	ISCO	05/12/02 13:09	1458.118	DH-76
06/19/01 12:00	26.687	ISCO	04/09/02 05:30	595.688	ISCO	05/12/02 13:15	1338.414	ISCO
06/20/01 12:00	16.117	ISCO	04/09/02 07:34	486.717	DH-76	05/12/02 13:26	1370.933	ISCO
06/21/01 12:00	579.757	ISCO	04/09/02 07:35	541.242	ISCO	05/12/02 16:15	1057.313	ISCO
06/22/01 12:00	40.323	ISCO	04/09/02 08:30	464.153	ISCO	05/12/02 19:15	826.362	ISCO
06/23/01 12:00	22.777	ISCO	04/09/02 11:30	363.451	ISCO	05/12/02 22:15	658.493	ISCO
06/24/01 12:00	24.452	ISCO	04/09/02 12:00	354.061	ISCO	05/13/02 01:15	539.966	ISCO
06/25/01 12:00	12.109	ISCO	04/09/02 14:30	294.711	ISCO	05/13/02 04:15	450.071	ISCO
06/26/01 07:31	29.392	GRAB	04/09/02 17:30	247.582	ISCO	05/13/02 07:15	442.742	ISCO
07/02/01 08:16	16.539	GRAB	04/09/02 20:30	224.927	ISCO	05/13/02 10:15	341.885	ISCO
07/10/01 08:15	20.363	GRAB	04/09/02 23:30	176.679	ISCO	05/13/02 12:00	318.308	ISCO
07/17/01 10:04	7.378	GRAB	04/10/02 08:30	116.706	ISCO	05/13/02 13:15	301.454	ISCO
07/24/01 07:39	98.346	GRAB	04/10/02 11:30	105.045	ISCO	05/13/02 16:15	260.688	ISCO
07/31/01 07:58	23.806	GRAB	04/10/02 12:00	101.468	ISCO	05/13/02 19:15	241.455	ISCO
08/07/01 07:26	30.456	GRAB	04/10/02 14:30	103.430	ISCO	05/13/02 22:15	241.653	ISCO
08/14/01 07:22	27.619	GRAB	04/10/02 17:30	87.194	ISCO	05/14/02 01:15	211.980	ISCO
08/21/01 07:46	26.723	GRAB	04/16/02 07:57	53.697	GRAB	05/14/02 04:15	205.958	ISCO
08/28/01 07:17	35.634	GRAB	04/16/02 12:00	37.162	ISCO	05/14/02 07:43	200.454	ISCO
09/04/01 08:17	30.071	GRAB	04/17/02 12:00	33.788	ISCO	05/14/02 07:45	197.750	DIP
09/11/01 07:58	43.692	GRAB	04/18/02 12:00	27.147	ISCO	05/14/02 10:30	165.096	ISCO
09/18/01 08:19	27.958	GRAB	04/22/02 12:00	8.920	ISCO	05/14/02 12:00	151.053	ISCO
09/19/01 02:45	659.920	ISCO	04/23/02 08:10	9.726	GRAB	05/14/02 13:30	146.398	ISCO
09/19/01 12:00	205.597	ISCO	04/25/02 12:00	16.135	ISCO	05/14/02 16:30	128.476	ISCO
09/25/01 07:51	35.808	GRAB	04/27/02 12:00	11.807	ISCO	05/14/02 19:30	120.928	ISCO
10/02/01 08:09	16.637	GRAB	04/27/02 16:00	433.785	ISCO	05/14/02 22:30	118.397	ISCO
10/09/01 10:46	14.461	GRAB	04/27/02 19:00	880.578	ISCO	05/15/02 01:30	115.790	ISCO
10/16/01 07:49	16.748	GRAB	04/27/02 22:00	684.417	ISCO	05/15/02 04:30	108.638	ISCO
10/23/01 07:45	205.863	GRAB	04/28/02 01:00	510.603	ISCO	05/15/02 07:30	111.189	ISCO
10/23/01 12:00	163.411	ISCO	04/28/02 04:00	370.846	ISCO	05/15/02 10:30	94.119	ISCO
10/23/01 12:30	139.216	ISCO	04/28/02 07:00	226.406	ISCO	05/15/02 12:00	89.219	ISCO
10/23/01 18:30	62.410	ISCO	04/28/02 10:00	155.890	ISCO	05/15/02 13:30	86.911	ISCO
10/30/01 08:53	14.870	GRAB	04/28/02 12:00	127.391	ISCO	05/15/02 16:30	80.294	ISCO
11/06/01 09:00	4.241	GRAB	04/28/02 13:00	111.640	ISCO	05/15/02 19:30	84.278	ISCO
11/13/01 09:11	6.561	GRAB	04/28/02 16:00	89.910	ISCO	05/15/02 22:30	97.679	ISCO
11/20/01 09:28	8.003	GRAB	04/28/02 19:00	69.261	ISCO	05/16/02 01:30	97.543	ISCO
11/27/01 08:46	18.722	GRAB	04/30/02 07:40	36.601	ISCO	05/16/02 04:30	99.292	ISCO
12/04/01 08:50	12.723	GRAB	04/30/02 07:42	36.752	GRAB	05/16/02 07:30	89.999	ISCO
12/11/01 08:55	3.692	GRAB	04/30/02 12:00	30.835	ISCO	05/16/02 10:30	85.526	ISCO
12/19/01 10:53	3.274	GRAB	05/02/02 12:00	37.333	ISCO	05/16/02 12:00	85.659	ISCO
12/26/01 10:12	34.070	GRAB	05/03/02 12:00	14.341	ISCO	05/16/02 13:30	87.331	ISCO
01/02/02 09:44	57.155	GRAB	05/04/02 12:00	20.620	ISCO	05/16/02 16:30	119.854	ISCO
01/08/02 09:13	49.415	GRAB	05/05/02 12:00	22.335	ISCO	05/16/02 19:30	92.340	ISCO
01/15/02 13:58	3.833	GRAB	05/06/02 12:00	21.754	ISCO	05/16/02 22:30	78.687	ISCO
01/22/02 08:16	23.261	GRAB	05/07/02 08:03	26.836	ISCO	05/17/02 01:30	73.109	ISCO
01/29/02 14:02	3.748	GRAB	05/07/02 08:05	28.421	GRAB	05/17/02 04:30	69.239	ISCO
02/05/02 15:40	26.391	GRAB	05/07/02 12:00	24.004	ISCO	05/17/02 12:00	56.288	ISCO

**Table C3. (Continued)**

Date/Time (CST)	SSC (mg/L)	Sampling Method	Date/Time (CST)	SSC (mg/L)	Sampling Method	Date/Time (CST)	SSC (mg/L)	Sampling Method
05/18/02 12:00	32.696	ISCO	06/12/02 02:00	381.774	ISCO	07/01/02 08:11	23.828	GRAB
05/19/02 12:00	28.749	ISCO	06/12/02 05:00	262.271	ISCO	07/09/02 06:31	28.347	GRAB
05/20/02 12:00	26.933	ISCO	06/12/02 08:00	220.301	ISCO	07/11/02 09:15	1133.654	ISCO
05/21/02 09:19	19.434	ISCO	06/12/02 11:00	178.674	ISCO	07/11/02 10:45	2620.503	ISCO
05/21/02 09:27	17.381	GRAB	06/12/02 12:00	174.810	ISCO	07/11/02 12:00	2856.271	ISCO
05/22/02 12:00	18.495	ISCO	06/12/02 14:00	162.301	ISCO	07/11/02 12:15	2978.100	ISCO
05/23/02 12:00	53.278	ISCO	06/12/02 20:30	781.105	ISCO	07/11/02 14:58	1363.169	ISCO
05/23/02 23:00	804.170	ISCO	06/12/02 21:30	7386.955	ISCO	07/11/02 15:00	2080.311	DH-76
05/24/02 01:00	2104.945	ISCO	06/12/02 22:00	6357.819	ISCO	07/11/02 15:15	1603.589	DH-76
05/24/02 02:00	1996.211	ISCO	06/12/02 23:15	6927.601	ISCO	07/11/02 15:15	1601.778	ISCO
05/24/02 05:00	1547.234	ISCO	06/12/02 23:30	6629.926	ISCO	07/11/02 15:17	1589.142	ISCO
05/24/02 08:00	829.466	ISCO	06/13/02 02:30	3693.691	ISCO	07/11/02 18:15	1532.605	ISCO
05/24/02 11:00	410.641	ISCO	06/13/02 05:00	4204.525	ISCO	07/11/02 21:15	999.782	ISCO
05/24/02 12:00	332.742	ISCO	06/13/02 05:30	3611.384	ISCO	07/12/02 00:15	591.494	ISCO
05/24/02 14:00	311.120	ISCO	06/13/02 08:30	3677.993	ISCO	07/12/02 12:00	146.814	ISCO
05/24/02 17:00	281.685	ISCO	06/13/02 08:39	3535.747	ISCO	07/15/02 07:36	51.523	GRAB
05/24/02 20:00	161.972	ISCO	06/13/02 08:40	3926.092	D-74	07/23/02 07:44	19.322	GRAB
05/24/02 23:00	124.448	ISCO	06/13/02 08:53	3611.246	D-74	07/27/02 01:30	1824.329	ISCO
05/25/02 04:00	146.835	ISCO	06/13/02 08:55	3436.103	ISCO	07/27/02 02:00	3564.221	ISCO
05/25/02 06:15	1053.548	ISCO	06/13/02 11:30	2043.927	ISCO	07/27/02 02:30	8235.774	ISCO
05/25/02 07:00	1952.407	ISCO	06/13/02 12:45	2027.183	ISCO	07/27/02 03:00	7546.998	ISCO
05/25/02 10:00	1870.670	ISCO	06/13/02 13:30	2076.518	ISCO	07/27/02 04:30	6590.191	ISCO
05/25/02 12:00	1405.612	ISCO	06/13/02 14:15	2135.093	ISCO	07/27/02 07:00	3762.713	ISCO
05/25/02 13:00	1130.470	ISCO	06/13/02 14:30	2077.347	ISCO	07/27/02 07:30	3094.968	ISCO
05/25/02 16:00	819.064	ISCO	06/13/02 16:00	1690.016	ISCO	07/27/02 08:30	2438.234	ISCO
05/25/02 19:00	418.494	ISCO	06/13/02 17:30	1456.306	ISCO	07/27/02 09:45	2121.572	ISCO
05/25/02 22:00	284.813	ISCO	06/13/02 20:30	1006.430	ISCO	07/27/02 10:30	1998.044	ISCO
05/26/02 01:00	206.809	ISCO	06/14/02 02:30	632.940	ISCO	07/27/02 12:00	2030.806	ISCO
05/28/02 08:27	76.185	ISCO	06/14/02 05:30	491.126	ISCO	07/27/02 13:30	1441.528	ISCO
05/28/02 08:29	73.657	DH-48	06/14/02 08:30	388.353	ISCO	07/27/02 16:30	753.446	ISCO
05/28/02 12:00	66.731	ISCO	06/14/02 11:30	321.169	ISCO	07/27/02 19:30	446.620	ISCO
05/29/02 12:00	40.839	ISCO	06/14/02 12:00	328.708	ISCO	07/27/02 22:30	311.080	ISCO
05/30/02 12:00	31.837	ISCO	06/14/02 14:30	294.281	ISCO	07/28/02 12:00	296.357	ISCO
05/31/02 12:00	41.265	ISCO	06/14/02 17:30	253.738	ISCO	07/29/02 12:00	126.345	ISCO
06/03/02 12:00	16.748	ISCO	06/14/02 20:30	225.377	ISCO	07/30/02 07:57	57.607	GRAB
06/04/02 07:40	24.725	ISCO	06/14/02 23:30	210.060	ISCO	07/30/02 12:00	53.363	ISCO
06/04/02 07:42	22.351	GRAB	06/15/02 02:30	182.647	ISCO	08/06/02 07:46	15.329	GRAB
06/04/02 14:45	713.220	ISCO	06/15/02 05:30	169.106	ISCO	08/12/02 08:06	8.664	GRAB
06/04/02 16:45	4201.801	ISCO	06/15/02 08:30	147.307	ISCO	08/13/02 14:00	819.369	ISCO
06/04/02 17:45	3921.830	ISCO	06/15/02 11:30	130.945	ISCO	08/13/02 15:15	5097.797	ISCO
06/04/02 19:09	4448.922	ISCO	06/15/02 12:00	126.492	ISCO	08/13/02 17:00	4068.404	ISCO
06/04/02 19:10	4518.856	DH-76	06/15/02 14:30	132.834	ISCO	08/13/02 18:00	3792.069	ISCO
06/04/02 19:23	4447.063	DH-76	06/15/02 17:30	111.981	ISCO	08/13/02 20:00	1630.561	ISCO
06/04/02 19:25	4435.964	ISCO	06/15/02 20:30	133.613	ISCO	08/13/02 23:00	602.967	ISCO
06/04/02 20:54	3297.025	ISCO	06/15/02 23:30	99.521	ISCO	08/14/02 02:00	310.741	ISCO
06/04/02 22:30	2151.179	ISCO	06/16/02 02:30	87.570	ISCO	08/19/02 04:15	2076.573	ISCO
06/04/02 23:45	1978.288	ISCO	06/16/02 05:30	87.783	ISCO	08/19/02 07:15	1905.079	ISCO
06/05/02 02:45	911.021	ISCO	06/16/02 08:30	79.962	ISCO	08/19/02 10:15	1236.536	ISCO
06/05/02 05:45	510.687	ISCO	06/16/02 11:30	76.209	ISCO	08/19/02 12:00	889.232	ISCO
06/05/02 08:45	310.411	ISCO	06/16/02 12:00	72.630	ISCO	08/19/02 13:15	651.639	ISCO
06/05/02 11:45	223.028	ISCO	06/16/02 14:30	73.359	ISCO	08/19/02 16:15	307.949	ISCO
06/05/02 12:00	214.267	ISCO	06/16/02 17:30	68.447	ISCO	08/20/02 08:11	99.333	GRAB
06/05/02 14:45	165.091	ISCO	06/16/02 20:30	62.424	ISCO	08/23/02 00:30	520.860	ISCO
06/05/02 17:45	139.770	ISCO	06/18/02 07:50	58.750	ISCO	08/23/02 01:45	3586.104	ISCO
06/05/02 20:45	124.517	ISCO	06/18/02 07:52	52.034	GRAB	08/23/02 03:30	3577.796	ISCO
06/05/02 23:45	110.600	ISCO	06/18/02 12:00	49.572	ISCO	08/23/02 04:47	3371.263	ISCO
06/06/02 12:00	71.209	ISCO	06/19/02 12:00	52.927	ISCO	08/23/02 04:48	3464.570	DH-76
06/11/02 06:55	79.903	ISCO	06/20/02 12:00	82.047	ISCO	08/23/02 06:30	2756.188	ISCO
06/11/02 06:57	78.455	GRAB	06/21/02 12:00	31.542	ISCO	08/23/02 08:16	2023.162	ISCO
06/11/02 08:00	1676.667	ISCO	06/22/02 12:00	31.508	ISCO	08/23/02 08:18	2100.531	DH-76
06/11/02 09:45	2475.399	ISCO	06/23/02 12:00	24.003	ISCO	08/23/02 08:31	1983.379	DH-76
06/11/02 11:00	3826.294	ISCO	06/24/02 12:00	76.022	ISCO	08/23/02 08:32	1920.095	ISCO
06/11/02 12:00	2708.535	ISCO	06/25/02 07:28	27.648	ISCO	08/23/02 09:30	2129.462	ISCO
06/11/02 14:00	1969.094	ISCO	06/25/02 07:30	22.928	GRAB	08/23/02 11:45	1245.921	ISCO
06/11/02 17:00	1109.104	ISCO	06/25/02 12:00	40.232	ISCO	08/23/02 12:00	1173.558	ISCO
06/11/02 20:00	682.780	ISCO	06/26/02 12:00	33.513	ISCO	08/23/02 12:30	1107.971	ISCO
06/11/02 23:00	496.480	ISCO	06/27/02 12:00	23.471	ISCO	08/23/02 15:30	721.897	ISCO

**Table C3. (Continued)**

Date/Time (CST)	SSC (mg/L)	Sampling Method	Date/Time (CST)	SSC (mg/L)	Sampling Method	Date/Time (CST)	SSC (mg/L)	Sampling Method
08/23/02 18:30	497.386	ISCO	05/05/03 02:30	1834.713	ISCO	06/19/03 12:00	46.847	ISCO
08/23/02 21:30	361.086	ISCO	05/05/03 05:30	1471.136	ISCO	06/21/03 12:00	20.540	ISCO
08/24/02 00:30	249.738	ISCO	05/05/03 08:30	965.673	ISCO	06/22/03 12:00	18.785	ISCO
08/24/02 03:30	203.782	ISCO	05/05/03 11:30	795.109	ISCO	06/23/03 12:00	18.297	ISCO
08/24/02 06:30	180.313	ISCO	05/05/03 12:00	753.726	ISCO	06/24/03 08:42	22.370	GRAB
08/24/02 09:30	141.837	ISCO	05/05/03 14:30	379.118	ISCO	06/24/03 12:00	68.591	ISCO
08/24/02 12:00	117.344	ISCO	05/05/03 17:30	271.998	ISCO	06/25/03 12:00	20.543	ISCO
08/27/02 07:53	44.411	GRAB	05/05/03 20:30	216.561	ISCO	06/25/03 21:00	2088.952	ISCO
09/03/02 08:13	9.467	GRAB	05/06/03 07:38	119.694	GRAB	06/26/03 00:00	3758.447	ISCO
09/10/02 08:21	3.969	GRAB	05/06/03 12:00	136.962	ISCO	06/26/03 03:00	2198.946	ISCO
09/16/02 08:26	8.816	GRAB	05/07/03 12:00	80.421	ISCO	06/26/03 06:00	1259.329	ISCO
09/23/02 08:48	9.732	GRAB	05/08/03 12:00	57.607	ISCO	06/26/03 08:10	983.759	DH-48
10/01/02 07:30	8.374	GRAB	05/08/03 23:30	4101.269	ISCO	06/26/03 09:00	1018.948	ISCO
10/08/02 07:47	9.834	GRAB	05/09/03 01:30	3999.250	ISCO	06/26/03 12:00	1246.711	ISCO
10/15/02 08:23	3.908	GRAB	05/09/03 02:30	3254.705	ISCO	07/01/03 07:25	55.073	GRAB
10/21/02 08:03	5.523	GRAB	05/09/03 05:30	2507.342	ISCO	07/01/03 12:00	95.734	ISCO
10/28/02 09:23	3.447	GRAB	05/09/03 08:30	1361.663	ISCO	07/02/03 12:00	42.712	ISCO
11/06/02 09:17	2.418	GRAB	05/09/03 11:30	1558.625	ISCO	07/03/03 12:00	38.139	ISCO
11/12/02 09:18	4.320	GRAB	05/09/03 12:00	1198.775	ISCO	07/04/03 12:00	32.454	ISCO
11/18/02 08:35	1.933	GRAB	05/09/03 14:30	718.835	ISCO	07/05/03 12:00	26.430	ISCO
11/25/02 09:36	6.965	GRAB	05/09/03 17:30	493.202	ISCO	07/06/03 12:00	21.807	ISCO
12/03/02 09:15	2.999	GRAB	05/09/03 20:30	337.683	ISCO	07/07/03 12:00	13.702	ISCO
12/10/02 13:42	2.787	GRAB	05/09/03 23:30	268.938	ISCO	07/08/03 07:38	16.694	GRAB
12/17/02 15:00	2.689	GRAB	05/10/03 02:30	263.467	ISCO	07/08/03 12:00	28.495	ISCO
12/23/02 09:30	7.940	GRAB	05/10/03 05:30	647.158	ISCO	07/08/03 18:41	295.390	GRAB
12/30/02 09:06	3.668	GRAB	05/10/03 08:30	657.190	ISCO	07/08/03 20:30	1126.013	ISCO
01/07/03 09:21	1.997	GRAB	05/10/03 11:30	609.013	ISCO	07/11/03 12:00	33.057	ISCO
01/14/03 08:36	20.488	GRAB	05/10/03 12:00	520.853	ISCO	07/12/03 12:00	13.614	ISCO
01/21/03 09:30	16.319	GRAB	05/10/03 14:30	791.444	ISCO	07/13/03 12:00	13.813	ISCO
01/28/03 08:55	32.422	GRAB	05/10/03 17:30	576.236	ISCO	07/14/03 12:00	26.201	ISCO
02/05/03 08:47	5.577	GRAB	05/10/03 20:30	491.232	ISCO	07/15/03 08:18	16.036	GRAB
02/10/03 09:14	6.052	GRAB	05/10/03 21:45	2561.177	ISCO	07/15/03 12:00	38.449	ISCO
02/18/03 09:29	4.234	GRAB	05/10/03 22:15	5613.905	ISCO	07/16/03 12:00	22.448	ISCO
02/21/03 14:50	14.263	GRAB	05/10/03 23:30	10014.720	ISCO	07/17/03 12:00	21.127	ISCO
02/25/03 08:56	7.981	GRAB	05/11/03 00:30	9342.744	ISCO	07/18/03 12:00	14.767	ISCO
03/04/03 08:50	3.207	GRAB	05/11/03 02:30	5747.166	ISCO	07/19/03 12:00	10.192	ISCO
03/10/03 08:28	5.985	GRAB	05/11/03 03:30	5210.598	ISCO	07/20/03 12:00	22.921	ISCO
03/18/03 08:44	29.628	GRAB	05/11/03 04:15	4929.698	ISCO	07/21/03 04:45	1222.401	ISCO
03/25/03 08:59	15.607	GRAB	05/11/03 05:15	4515.227	ISCO	07/21/03 05:30	1545.006	ISCO
04/01/03 08:12	11.006	GRAB	05/11/03 05:30	4067.617	ISCO	07/21/03 08:30	2199.651	ISCO
04/08/03 07:58	6.368	GRAB	05/11/03 07:45	2874.320	ISCO	07/21/03 11:30	624.112	ISCO
04/15/03 07:26	15.524	GRAB	05/11/03 08:30	2796.509	ISCO	07/21/03 12:00	509.876	ISCO
04/17/03 12:00	174.429	ISCO	05/11/03 11:30	1605.249	ISCO	07/22/03 07:32	101.334	GRAB
04/22/03 08:06	5.647	GRAB	05/11/03 12:00	1458.918	ISCO	07/22/03 12:00	67.925	ISCO
04/29/03 07:23	22.776	GRAB	05/11/03 14:30	1086.049	ISCO	07/24/03 12:00	24.475	ISCO
05/01/03 01:36	1901.205	DIP	05/11/03 17:30	830.790	ISCO	07/25/03 12:00	14.708	ISCO
05/01/03 02:30	2990.295	ISCO	05/11/03 20:30	655.447	ISCO	07/26/03 12:00	11.584	ISCO
05/01/03 03:15	4730.815	ISCO	05/11/03 23:30	610.896	ISCO	07/27/03 12:00	11.734	ISCO
05/01/03 04:30	8340.697	ISCO	05/12/03 02:30	487.296	ISCO	07/28/03 12:00	8.148	ISCO
05/01/03 04:53	8261.638	ISCO	05/12/03 05:30	406.552	ISCO	07/29/03 07:22	13.944	GRAB
05/01/03 04:54	8276.935	DH-76	05/12/03 08:30	337.246	ISCO	07/29/03 12:00	17.168	ISCO
05/01/03 05:09	7943.804	DH-76	05/12/03 11:30	283.554	ISCO	07/30/03 12:00	25.436	ISCO
05/01/03 05:11	8077.925	ISCO	05/12/03 12:00	250.594	ISCO	07/31/03 12:00	18.376	ISCO
05/01/03 05:30	7025.507	ISCO	05/13/03 09:07	124.015	GRAB	08/01/03 12:00	20.810	ISCO
05/01/03 08:30	4917.090	ISCO	05/13/03 12:00	217.371	ISCO	08/02/03 12:00	13.636	ISCO
05/01/03 11:30	2550.705	ISCO	05/14/03 12:00	101.175	ISCO	08/03/03 12:00	23.778	ISCO
05/01/03 12:00	1959.659	ISCO	05/15/03 12:00	69.624	ISCO	08/05/03 07:44	23.895	GRAB
05/01/03 14:30	1423.613	ISCO	05/16/03 12:00	65.893	ISCO	08/13/03 07:40	45.754	GRAB
05/01/03 17:30	937.596	ISCO	05/17/03 12:00	47.514	ISCO	08/19/03 08:18	49.481	GRAB
05/01/03 20:30	579.147	ISCO	05/18/03 12:00	41.878	ISCO	08/26/03 12:35	28.721	DIP
05/01/03 23:30	427.141	ISCO	05/20/03 12:00	40.704	ISCO	09/01/03 12:00	78.190	ISCO
05/02/03 02:30	323.154	ISCO	05/21/03 07:28	53.404	GRAB	09/02/03 08:29	46.968	GRAB
05/02/03 05:30	265.575	ISCO	05/27/03 08:07	14.200	GRAB	09/02/03 12:00	42.465	ISCO
05/02/03 12:00	200.662	ISCO	06/02/03 08:07	9.494	GRAB	09/09/03 14:26	28.160	GRAB
05/03/03 12:00	102.053	ISCO	06/10/03 08:05	26.391	GRAB	09/14/03 12:00	38.038	ISCO
05/04/03 12:00	59.634	ISCO	06/17/03 14:31	30.217	GRAB	09/16/03 11:28	18.664	GRAB
05/04/03 23:30	458.116	ISCO	06/18/03 12:00	32.757	ISCO	09/23/03 07:17	31.876	GRAB

**Table C3. (Continued)**

Date/Time (CST)	SSC (mg/L)	Sampling Method	Date/Time (CST)	SSC (mg/L)	Sampling Method	Date/Time (CST)	SSC (mg/L)	Sampling Method
09/27/03 12:00	48.115	ISCO	04/13/04 07:36	14.513	GRAB	07/10/04 12:00	313.791	ISCO
09/30/03 07:45	13.855	GRAB	04/20/04 07:19	13.038	GRAB	07/10/04 13:00	290.735	ISCO
10/06/03 08:20	8.357	GRAB	04/27/04 07:16	7.462	GRAB	07/11/04 12:00	70.087	ISCO
10/10/03 12:00	38.163	ISCO	05/04/04 07:04	10.105	GRAB	07/11/04 16:08	148.058	DIP
10/14/03 08:31	22.650	GRAB	05/04/04 12:00	21.413	ISCO	07/11/04 17:30	1188.697	ISCO
10/14/03 12:00	57.415	ISCO	05/07/04 12:00	9.690	ISCO	07/11/04 18:01	1012.560	DIP
10/15/03 12:00	34.274	ISCO	05/11/04 07:21	46.701	GRAB	07/11/04 19:15	2295.996	ISCO
10/16/03 12:00	19.891	ISCO	05/11/04 12:00	45.776	ISCO	07/11/04 20:30	4733.298	ISCO
10/21/03 07:06	12.024	GRAB	05/18/04 08:01	20.009	GRAB	07/11/04 23:30	1524.465	ISCO
10/27/03 09:18	6.290	GRAB	05/18/04 12:00	33.969	ISCO	07/12/04 05:30	444.985	ISCO
11/02/03 12:00	148.470	ISCO	05/20/04 12:00	20.757	ISCO	07/12/04 08:30	305.271	ISCO
11/04/03 09:17	45.113	GRAB	05/21/04 12:00	24.994	ISCO	07/12/04 11:30	214.504	ISCO
11/04/03 12:00	43.085	ISCO	05/25/04 12:15	319.106	DIP	07/12/04 12:00	204.724	ISCO
11/05/03 14:51	64.372	GRAB	05/25/04 12:30	311.676	ISCO	07/12/04 14:30	156.906	ISCO
11/06/03 12:00	33.244	ISCO	05/26/04 08:15	89.220	GRAB	07/13/04 08:08	101.838	DIP
11/07/03 12:00	18.456	ISCO	05/29/04 12:00	41.238	ISCO	07/13/04 12:00	71.160	ISCO
11/10/03 12:00	10.354	ISCO	05/30/04 15:30	296.166	ISCO	07/14/04 12:00	62.772	ISCO
11/11/03 12:00	9.712	ISCO	05/30/04 15:31	301.168	DIP	07/15/04 12:00	47.043	ISCO
11/12/03 09:31	15.063	GRAB	05/30/04 17:00	4605.197	ISCO	07/16/04 12:00	35.435	ISCO
11/17/03 09:21	7.742	GRAB	05/30/04 17:42	5163.974	DH-76	07/17/04 12:00	29.141	ISCO
11/18/03 07:12	168.514	GRAB	05/30/04 18:00	4981.095	ISCO	07/18/04 12:00	23.221	ISCO
11/18/03 12:00	141.804	ISCO	05/30/04 18:30	4969.673	ISCO	07/19/04 08:15	27.734	GRAB
11/20/03 12:00	25.151	ISCO	05/31/04 00:30	1270.057	ISCO	07/19/04 12:00	37.752	ISCO
11/22/03 12:00	8.464	ISCO	05/31/04 06:30	1170.372	ISCO	07/20/04 12:00	46.554	ISCO
11/23/03 12:00	12.972	ISCO	05/31/04 09:30	521.507	ISCO	07/21/04 12:00	27.029	ISCO
11/24/03 09:28	12.862	GRAB	05/31/04 09:56	511.634	DH-76	07/22/04 12:00	35.881	ISCO
12/02/03 09:06	8.715	GRAB	05/31/04 12:45	340.639	ISCO	07/22/04 23:30	249.686	ISCO
12/08/03 15:27	9.147	GRAB	06/01/04 00:45	155.620	ISCO	07/23/04 12:00	43.922	ISCO
12/10/03 00:45	238.683	ISCO	06/01/04 08:21	139.749	DH-76	07/24/04 12:00	25.600	ISCO
12/10/03 02:15	1530.818	ISCO	06/01/04 12:00	109.615	ISCO	07/25/04 12:00	17.032	ISCO
12/10/03 05:30	2407.153	ISCO	06/01/04 12:45	106.466	ISCO	07/26/04 12:00	12.511	ISCO
12/10/03 06:45	2641.411	ISCO	06/06/04 12:00	51.640	ISCO	07/27/04 07:28	16.940	GRAB
12/10/03 12:00	1528.862	ISCO	06/08/04 07:25	56.718	GRAB	07/27/04 12:00	25.181	ISCO
12/10/03 12:05	1571.095	DH-76	06/08/04 12:00	66.014	ISCO	07/28/04 12:00	25.026	ISCO
12/10/03 12:45	1375.882	ISCO	06/09/04 12:00	48.428	ISCO	07/29/04 12:00	21.396	ISCO
12/10/03 12:55	1344.818	ISCO	06/11/04 07:53	359.767	DIP	07/30/04 12:00	27.935	ISCO
12/11/03 08:12	129.453	DIP	06/11/04 08:30	335.258	ISCO	07/31/04 12:00	14.851	ISCO
12/17/03 09:33	9.537	GRAB	06/16/04 08:21	69.146	GRAB	08/01/04 12:00	13.897	ISCO
12/22/03 09:35	7.088	GRAB	06/16/04 12:00	59.824	ISCO	08/02/04 12:00	47.741	ISCO
12/29/03 09:12	8.042	GRAB	06/17/04 12:00	59.958	ISCO	08/03/04 07:27	21.926	GRAB
01/06/04 08:36	33.381	GRAB	06/18/04 12:00	56.606	ISCO	08/03/04 12:00	23.776	ISCO
01/13/04 09:15	6.294	GRAB	06/19/04 12:00	37.471	ISCO	08/04/04 07:38	46.088	DIP
01/20/04 09:36	20.309	GRAB	06/20/04 12:00	41.061	ISCO	08/04/04 12:00	74.080	ISCO
01/27/04 09:08	25.006	GRAB	06/21/04 12:00	21.121	ISCO	08/05/04 12:00	58.604	ISCO
02/02/04 09:39	5.868	GRAB	06/22/04 12:00	20.837	ISCO	08/06/04 12:00	24.378	ISCO
02/09/04 09:31	4.374	GRAB	06/22/04 12:30	18.924	GRAB	08/10/04 08:10	15.890	GRAB
02/17/04 09:32	4.524	GRAB	06/23/04 12:00	19.203	ISCO	08/10/04 12:00	14.683	ISCO
02/20/04 10:57	89.674	DIP	06/24/04 12:00	19.209	ISCO	08/11/04 12:00	28.496	ISCO
02/20/04 14:20	177.978	DIP	06/25/04 12:00	13.591	ISCO	08/12/04 12:00	20.601	ISCO
02/24/04 09:16	31.488	GRAB	06/26/04 12:00	13.117	ISCO	08/13/04 12:00	23.140	ISCO
02/27/04 13:18	27.573	DIP	06/27/04 12:00	10.305	ISCO	08/14/04 12:00	25.219	ISCO
02/28/04 12:00	33.341	ISCO	06/28/04 08:34	12.275	GRAB	08/15/04 12:00	28.675	ISCO
03/02/04 08:53	18.505	GRAB	06/28/04 12:00	35.600	ISCO	08/16/04 12:00	22.697	ISCO
03/05/04 01:00	1649.075	ISCO	06/29/04 12:00	37.040	ISCO	08/17/04 07:33	34.635	GRAB
03/05/04 04:00	1484.619	ISCO	06/30/04 12:00	31.181	ISCO	08/17/04 12:00	24.726	ISCO
03/05/04 07:00	1075.654	ISCO	07/01/04 12:00	29.040	ISCO	08/18/04 12:00	32.738	ISCO
03/05/04 10:00	731.529	ISCO	07/02/04 12:00	20.398	ISCO	08/19/04 12:00	66.682	ISCO
03/05/04 12:00	643.112	ISCO	07/03/04 12:00	36.539	ISCO	08/20/04 12:00	89.221	ISCO
03/05/04 13:00	544.389	ISCO	07/04/04 12:00	45.675	ISCO	08/21/04 12:00	32.424	ISCO
03/05/04 16:00	286.237	ISCO	07/05/04 12:00	21.024	ISCO	08/22/04 12:00	30.073	ISCO
03/05/04 19:00	198.397	ISCO	07/06/04 08:04	27.005	GRAB	08/23/04 12:00	73.063	ISCO
03/09/04 09:12	12.195	GRAB	07/06/04 12:00	82.700	ISCO	08/24/04 07:53	35.349	GRAB
03/12/04 14:29	9.327	GRAB	07/07/04 12:00	20.672	ISCO	08/24/04 12:00	35.133	ISCO
03/16/04 09:00	7.931	GRAB	07/08/04 12:00	14.409	ISCO	08/25/04 12:00	67.853	ISCO
03/22/04 09:22	7.362	GRAB	07/09/04 12:00	9.582	ISCO	08/26/04 12:00	96.696	ISCO
03/29/04 09:17	62.702	DH-48	07/10/04 01:00	2072.044	ISCO	08/29/04 12:00	35.287	ISCO
04/07/04 09:56	8.950	GRAB	07/10/04 04:00	682.900	ISCO	08/31/04 07:52	48.320	GRAB



**Table C3. (Continued)**

Date/Time (CST)	SSC (mg/L)	Sampling Method	Date/Time (CST)	SSC (mg/L)	Sampling Method	Date/Time (CST)	SSC (mg/L)	Sampling Method
09/08/04 07:54	24.078	GRAB	11/04/04 12:00	66.680	ISCO	12/12/04 12:00	20.069	ISCO
09/14/04 07:39	15.459	GRAB	11/04/04 12:45	62.842	ISCO	12/14/04 08:34	12.010	GRAB
09/15/04 21:05	712.659	DIP	11/04/04 15:45	62.630	ISCO	12/21/04 08:38	7.706	GRAB
09/15/04 22:50	1096.646	DIP	11/04/04 18:45	59.322	ISCO	12/28/04 07:02	6.503	DIP
09/16/04 08:54	233.032	DIP	11/04/04 21:45	59.482	ISCO	01/03/05 17:20	3032.994	DH-76
09/16/04 09:15	221.340	ISCO	11/05/04 12:00	38.598	ISCO	01/03/05 17:30	2776.470	ISCO
09/17/04 12:00	74.753	ISCO	11/05/04 12:45	37.054	ISCO	01/03/05 20:30	1933.539	ISCO
09/18/04 12:00	71.550	ISCO	11/05/04 15:45	33.351	ISCO	01/04/05 02:30	719.530	ISCO
09/19/04 12:00	86.068	ISCO	11/05/04 18:45	32.113	ISCO	01/04/05 05:30	415.005	ISCO
09/20/04 12:00	101.549	ISCO	11/08/04 14:36	12.652	GRAB	01/04/05 08:30	328.540	ISCO
09/21/04 08:03	29.196	GRAB	11/10/04 12:00	11.631	ISCO	01/04/05 08:45	315.984	ISCO
09/21/04 12:00	24.482	ISCO	11/12/04 12:00	10.614	ISCO	01/04/05 10:00	293.098	DH-76
09/22/04 12:00	62.081	ISCO	11/13/04 12:00	37.873	ISCO	01/04/05 12:00	261.305	ISCO
09/23/04 12:00	39.678	ISCO	11/14/04 12:00	10.447	ISCO	01/04/05 15:00	195.135	ISCO
09/24/04 12:00	73.305	ISCO	11/15/04 12:00	5.964	ISCO	01/04/05 18:00	159.806	ISCO
09/25/04 12:00	87.405	ISCO	11/16/04 09:06	8.265	GRAB	01/04/05 21:00	154.852	ISCO
09/26/04 12:00	68.449	ISCO	11/16/04 12:00	10.162	ISCO	01/05/05 00:00	192.511	ISCO
09/27/04 12:00	97.332	ISCO	11/17/04 12:00	5.783	ISCO	01/05/05 03:00	276.188	ISCO
09/28/04 07:33	24.131	GRAB	11/18/04 12:00	6.318	ISCO	01/05/05 06:00	200.900	ISCO
09/28/04 12:00	15.719	ISCO	11/19/04 12:00	24.259	ISCO	01/05/05 09:00	153.473	ISCO
09/29/04 12:00	59.113	ISCO	11/20/04 12:00	8.313	ISCO	01/05/05 12:00	125.386	ISCO
09/30/04 12:00	13.472	ISCO	11/21/04 12:00	5.049	ISCO	01/05/05 18:00	93.152	ISCO
10/01/04 12:00	47.876	ISCO	11/22/04 09:19	6.865	GRAB	01/11/05 08:30	32.388	GRAB
10/03/04 12:00	14.183	ISCO	11/22/04 12:00	5.952	ISCO	01/11/05 12:00	48.147	ISCO
10/04/04 12:00	20.253	ISCO	11/23/04 12:00	7.695	ISCO	01/12/05 09:45	54.326	ISCO
10/05/04 08:10	11.311	GRAB	11/27/04 06:30	42.337	ISCO	01/12/05 12:00	49.704	ISCO
10/05/04 12:00	15.548	ISCO	11/27/04 09:30	94.546	ISCO	01/12/05 12:45	55.311	ISCO
10/06/04 12:00	40.397	ISCO	11/27/04 12:00	364.333	ISCO	01/12/05 15:45	195.888	ISCO
10/07/04 12:00	33.958	ISCO	11/27/04 12:30	463.075	ISCO	01/12/05 17:43	824.422	DIP
10/10/04 12:00	52.363	ISCO	11/27/04 15:30	586.021	ISCO	01/12/05 18:45	1156.612	ISCO
10/11/04 12:00	70.636	ISCO	11/28/04 00:30	309.006	ISCO	01/12/05 19:30	3257.602	ISCO
10/12/04 08:24	18.768	GRAB	11/28/04 03:30	218.555	ISCO	01/12/05 20:00	4034.135	DH-76
10/12/04 12:00	11.451	ISCO	11/28/04 12:00	102.070	ISCO	01/12/05 20:15	4076.803	ISCO
10/13/04 12:00	65.571	ISCO	11/28/04 12:30	94.653	ISCO	01/12/05 20:45	5195.776	ISCO
10/14/04 12:00	61.168	ISCO	11/28/04 15:30	147.357	ISCO	01/12/05 21:15	5818.914	ISCO
10/16/04 12:00	13.959	ISCO	11/28/04 18:30	119.101	ISCO	01/12/05 21:45	6077.805	ISCO
10/17/04 12:00	18.021	ISCO	11/29/04 03:30	84.556	ISCO	01/12/05 23:15	4920.938	ISCO
10/19/04 08:12	9.716	GRAB	11/29/04 06:30	80.698	ISCO	01/13/05 00:45	3928.440	ISCO
10/19/04 12:00	9.804	ISCO	11/30/04 09:16	37.518	DIP	01/13/05 02:06	3245.391	ISCO
10/20/04 12:00	38.581	ISCO	11/30/04 09:30	36.543	ISCO	01/13/05 02:07	3515.430	D-74
10/21/04 12:00	45.949	ISCO	11/30/04 12:00	33.963	ISCO	01/13/05 02:24	3335.117	D-74
10/22/04 12:00	53.337	ISCO	11/30/04 21:30	42.590	ISCO	01/13/05 02:25	3178.756	ISCO
10/23/04 01:15	1433.648	ISCO	12/07/04 09:26	396.343	DH-76	01/13/05 02:30	3017.373	ISCO
10/23/04 04:15	791.478	ISCO	12/07/04 09:45	436.004	ISCO	01/13/05 03:30	2775.646	ISCO
10/23/04 07:15	471.545	ISCO	12/07/04 12:00	784.697	ISCO	01/13/05 03:45	2688.942	ISCO
10/23/04 10:15	294.920	ISCO	12/07/04 12:45	798.517	ISCO	01/13/05 05:00	2351.583	ISCO
10/25/04 09:25	32.525	GRAB	12/07/04 16:00	603.854	ISCO	01/13/05 06:45	1696.386	ISCO
10/26/04 07:21	29.350	GRAB	12/07/04 16:19	590.636	ISCO	01/13/05 07:01	1820.545	DH-76
10/26/04 12:00	15.284	ISCO	12/07/04 16:21	619.430	DH-76	01/13/05 12:45	780.385	ISCO
10/30/04 02:00	69.255	ISCO	12/07/04 16:28	614.373	DH-76	01/13/05 13:21	916.270	DH-76
10/30/04 11:00	103.919	ISCO	12/07/04 16:29	604.774	ISCO	01/19/05 09:03	32.229	GRAB
10/30/04 14:00	73.755	ISCO	12/07/04 19:00	552.462	ISCO	01/25/05 08:31	14.103	GRAB
11/01/04 06:45	94.335	ISCO	12/07/04 21:36	381.521	DH-76	02/01/05 08:48	16.157	GRAB
11/01/04 09:00	553.607	ISCO	12/07/04 22:00	340.780	ISCO	02/05/05 12:00	19.217	ISCO
11/01/04 09:45	713.107	ISCO	12/08/04 12:00	102.408	ISCO	02/07/05 12:00	178.622	ISCO
11/01/04 11:30	1112.050	ISCO	12/08/04 12:59	77.765	DIP	02/07/05 16:15	190.871	ISCO
11/01/04 12:00	1166.039	ISCO	12/08/04 13:00	93.458	ISCO	02/07/05 22:15	142.352	ISCO
11/03/04 09:20	62.579	DH-76	12/08/04 16:00	84.346	ISCO	02/08/05 08:17	58.620	DH-48
11/03/04 12:00	69.219	ISCO	12/09/04 01:00	116.411	ISCO	02/14/05 09:01	649.757	DIP
11/03/04 12:45	60.310	ISCO	12/09/04 10:00	102.196	ISCO	02/14/05 09:15	604.334	ISCO
11/03/04 15:45	54.311	ISCO	12/09/04 12:00	63.374	ISCO	02/14/05 12:00	443.265	ISCO
11/03/04 18:45	54.581	ISCO	12/09/04 13:00	51.636	ISCO	02/14/05 12:15	459.223	ISCO
11/03/04 21:45	65.526	ISCO	12/09/04 16:00	47.208	ISCO	02/14/05 15:15	297.038	ISCO
11/04/04 00:45	61.383	ISCO	12/09/04 19:00	41.575	ISCO	02/15/05 00:15	156.890	ISCO
11/04/04 03:45	67.874	ISCO	12/10/04 11:18	31.748	DIP	02/15/05 06:15	123.017	ISCO
11/04/04 06:45	87.510	ISCO	12/10/04 12:00	29.378	ISCO	02/15/05 09:11	102.111	DIP
11/04/04 09:45	75.835	ISCO	12/11/04 12:00	24.711	ISCO	02/22/05 09:01	17.820	GRAB

**Table C3. (Continued)**

Date/Time (CST)	SSC (mg/L)	Sampling Method	Date/Time (CST)	SSC (mg/L)	Sampling Method	Date/Time (CST)	SSC (mg/L)	Sampling Method
03/01/05 09:06	8.914	GRAB	04/29/05 12:00	8.180	ISCO	03/13/06 03:30	506.577	ISCO
03/08/05 08:12	9.041	GRAB	04/30/05 12:00	7.303	ISCO	03/13/06 06:30	952.551	ISCO
03/15/05 09:18	4.374	GRAB	05/01/05 12:00	7.160	ISCO	03/13/06 09:19	1031.627	DIP
03/22/05 08:10	4.850	GRAB	05/03/05 07:07	4.184	GRAB	03/13/06 09:30	1029.928	ISCO
03/23/05 12:00	23.676	ISCO	05/10/05 08:08	16.647	GRAB	03/13/06 12:00	1209.447	ISCO
03/25/05 10:30	338.245	ISCO	05/10/05 12:00	27.791	ISCO	03/13/06 12:30	1291.590	ISCO
03/25/05 12:00	339.340	ISCO	05/13/05 12:00	34.690	ISCO	03/13/06 15:30	865.282	ISCO
03/25/05 13:30	297.869	ISCO	05/17/05 06:53	12.000	GRAB	03/13/06 15:52	840.234	DIP
03/25/05 16:30	243.830	ISCO	05/19/05 12:00	53.201	ISCO	03/14/06 08:16	82.343	GRAB
03/25/05 22:30	138.825	ISCO	05/24/05 08:07	19.609	GRAB	03/14/06 12:00	53.719	ISCO
03/26/05 04:30	98.852	ISCO	05/31/05 08:09	10.874	GRAB	03/15/06 12:00	25.831	ISCO
03/26/05 10:30	59.155	ISCO	06/07/05 07:10	19.458	GRAB	03/16/06 12:00	17.460	ISCO
03/26/05 12:00	52.929	ISCO	06/14/05 06:56	24.498	GRAB	03/17/06 12:00	20.390	ISCO
03/26/05 13:30	46.381	ISCO	06/21/05 07:05	25.646	GRAB	03/18/06 12:00	9.147	ISCO
03/27/05 12:00	21.327	ISCO	06/28/05 07:00	23.657	GRAB	03/21/06 09:51	8.455	GRAB
03/28/05 12:00	15.236	ISCO	07/05/05 08:18	37.316	GRAB	03/21/06 12:00	12.858	ISCO
03/29/05 09:17	12.979	GRAB	07/12/05 13:00	22.352	GRAB	03/22/06 12:00	5.563	ISCO
03/29/05 12:00	19.181	ISCO	07/19/05 07:18	24.545	GRAB	03/27/06 12:00	8.015	ISCO
03/30/05 12:00	15.498	ISCO	07/26/05 18:11	69.777	GRAB	03/28/06 12:00	17.768	ISCO
03/31/05 12:00	11.788	ISCO	07/27/05 12:32	68.896	GRAB	03/28/06 14:14	13.348	GRAB
04/01/05 12:00	10.127	ISCO	08/02/05 07:14	29.564	GRAB	03/31/06 02:45	947.903	ISCO
04/02/05 12:00	7.379	ISCO	08/09/05 07:05	11.035	GRAB	03/31/06 05:00	1585.290	ISCO
04/03/05 12:00	6.153	ISCO	08/16/05 07:04	24.255	GRAB	03/31/06 08:45	1361.046	ISCO
04/04/05 12:00	7.309	ISCO	08/23/05 06:51	17.631	GRAB	03/31/06 11:45	1060.284	ISCO
04/05/05 07:06	11.457	GRAB	08/30/05 07:01	16.631	GRAB	03/31/06 12:00	1053.045	ISCO
04/05/05 12:00	14.479	ISCO	09/06/05 08:10	18.851	GRAB	03/31/06 14:45	1233.262	ISCO
04/06/05 12:00	13.012	ISCO	09/13/05 07:04	8.351	GRAB	03/31/06 17:45	554.774	ISCO
04/07/05 12:00	16.811	ISCO	09/19/05 08:02	32.797	GRAB	03/31/06 20:45	270.165	ISCO
04/08/05 12:00	9.499	ISCO	09/19/05 13:22	334.813	GRAB	03/31/06 23:45	187.239	ISCO
04/09/05 12:00	12.630	ISCO	09/19/05 19:15	238.319	GRAB	04/01/06 02:45	126.926	ISCO
04/10/05 12:00	12.009	ISCO	09/20/05 07:09	122.207	GRAB	04/01/06 05:45	99.659	ISCO
04/11/05 08:01	11.914	GRAB	09/27/05 07:11	36.140	GRAB	04/01/06 12:00	49.783	ISCO
04/12/05 09:30	391.522	ISCO	10/04/05 07:05	16.191	GRAB	04/02/06 11:00	223.288	ISCO
04/12/05 12:00	831.026	ISCO	10/11/05 08:11	7.898	GRAB	04/02/06 12:00	148.804	ISCO
04/12/05 12:30	879.572	ISCO	10/18/05 07:06	9.466	GRAB	04/02/06 14:00	245.833	ISCO
04/12/05 15:30	391.355	ISCO	10/25/05 07:07	6.880	GRAB	04/02/06 17:00	316.039	ISCO
04/12/05 18:30	194.642	ISCO	11/01/05 07:58	5.188	GRAB	04/02/06 23:00	233.526	ISCO
04/12/05 21:30	143.313	ISCO	11/08/05 07:56	8.121	GRAB	04/03/06 02:00	182.098	ISCO
04/13/05 12:00	32.142	ISCO	11/15/05 08:13	3.157	GRAB	04/03/06 05:00	233.206	ISCO
04/14/05 12:00	11.226	ISCO	11/21/05 09:12	3.883	GRAB	04/03/06 08:00	326.572	ISCO
04/15/05 12:00	8.152	ISCO	11/28/05 09:03	18.528	GRAB	04/03/06 15:36	203.433	DIP
04/16/05 12:00	27.946	ISCO	11/28/05 16:03	112.340	GRAB	04/03/06 17:00	183.875	ISCO
04/17/05 12:00	16.063	ISCO	12/06/05 08:04	76.573	GRAB	04/03/06 20:00	150.402	ISCO
04/19/05 06:56	18.673	GRAB	12/13/05 08:11	3.875	GRAB	04/03/06 23:00	120.449	ISCO
04/19/05 12:00	20.388	ISCO	12/20/05 08:25	5.469	GRAB	04/04/06 08:00	72.522	ISCO
04/20/05 12:00	18.033	ISCO	12/27/05 09:12	3.797	GRAB	04/04/06 11:00	53.797	ISCO
04/21/05 12:00	43.186	ISCO	01/02/06 17:00	78.375	DIP	04/04/06 12:00	46.683	ISCO
04/22/05 02:00	772.589	ISCO	01/03/06 08:08	40.961	GRAB	04/04/06 14:00	45.507	ISCO
04/22/05 05:00	1523.022	ISCO	01/10/06 08:05	5.122	GRAB	04/04/06 14:56	42.833	DIP
04/22/05 08:00	663.269	ISCO	01/17/06 08:05	4.002	GRAB	04/04/06 17:45	40.533	ISCO
04/22/05 11:00	425.111	ISCO	01/24/06 08:10	4.568	GRAB	04/04/06 20:45	47.500	ISCO
04/22/05 12:00	340.711	ISCO	01/29/06 12:13	142.870	DIP	04/05/06 12:00	24.654	ISCO
04/22/05 14:00	238.011	ISCO	01/29/06 19:31	80.782	DIP	04/06/06 05:45	114.876	ISCO
04/22/05 17:00	189.201	ISCO	01/30/06 08:06	46.088	GRAB	04/06/06 07:45	1292.318	ISCO
04/22/05 20:00	167.786	ISCO	01/31/06 08:11	15.920	GRAB	04/06/06 08:45	1163.709	ISCO
04/22/05 23:00	125.405	ISCO	02/07/06 07:58	4.865	GRAB	04/06/06 11:15	2164.599	ISCO
04/23/05 02:00	108.552	ISCO	02/14/06 08:13	7.246	GRAB	04/06/06 12:00	2497.758	ISCO
04/23/05 05:15	107.075	ISCO	02/21/06 08:06	11.440	GRAB	04/06/06 14:45	1539.285	ISCO
04/23/05 11:15	70.234	ISCO	02/28/06 08:01	8.864	GRAB	04/06/06 17:45	872.646	ISCO
04/23/05 12:00	62.207	ISCO	03/04/06 12:00	7.811	ISCO	04/06/06 19:36	761.856	DH-76
04/23/05 14:15	54.962	ISCO	03/06/06 12:00	16.573	ISCO	04/06/06 20:45	588.109	ISCO
04/24/05 12:00	21.107	ISCO	03/07/06 08:32	4.112	GRAB	04/06/06 23:15	1695.916	ISCO
04/25/05 12:00	14.124	ISCO	03/08/06 12:00	21.057	ISCO	04/06/06 23:45	3199.230	ISCO
04/26/05 06:49	19.040	GRAB	03/09/06 12:00	19.113	ISCO	04/07/06 02:45	2462.134	ISCO
04/26/05 12:00	13.676	ISCO	03/10/06 12:00	11.181	ISCO	04/07/06 05:42	1092.073	DH-76
04/27/05 12:00	10.622	ISCO	03/11/06 12:00	12.164	ISCO	04/07/06 05:45	1072.672	ISCO
04/28/05 12:00	8.405	ISCO	03/12/06 12:00	16.206	ISCO	04/07/06 08:45	586.951	ISCO

**Table C3. (Continued)**

Date/Time (CST)	SSC (mg/L)	Sampling Method	Date/Time (CST)	SSC (mg/L)	Sampling Method	Date/Time (CST)	SSC (mg/L)	Sampling Method
04/07/06 11:45	402.198	ISCO	05/03/06 10:30	79.222	ISCO	08/29/06 06:55	102.481	GRAB
04/07/06 12:00	390.583	ISCO	05/03/06 12:00	65.160	ISCO	09/05/06 08:12	84.600	GRAB
04/07/06 14:45	311.806	ISCO	05/03/06 13:30	62.436	ISCO	09/11/06 09:44	106.309	GRAB
04/07/06 17:45	253.694	ISCO	05/04/06 12:00	51.543	ISCO	09/19/06 07:05	30.470	GRAB
04/07/06 20:45	213.620	ISCO	05/05/06 12:00	39.551	ISCO	09/26/06 07:00	14.296	GRAB
04/07/06 23:45	191.681	ISCO	05/06/06 12:00	34.290	ISCO	10/03/06 07:06	21.992	GRAB
04/08/06 08:45	146.954	ISCO	05/10/06 07:38	20.652	GRAB	10/11/06 07:12	17.037	GRAB
04/08/06 11:45	121.555	ISCO	05/10/06 12:00	34.107	ISCO	10/17/06 07:17	13.086	GRAB
04/08/06 12:00	119.710	ISCO	05/11/06 12:00	21.929	ISCO	10/24/06 07:00	10.593	GRAB
04/08/06 14:45	105.238	ISCO	05/14/06 12:00	11.061	ISCO	10/27/06 12:00	9.722	ISCO
04/08/06 17:45	92.875	ISCO	05/15/06 08:45	6.693	GRAB	10/28/06 12:00	6.354	ISCO
04/11/06 06:58	56.096	GRAB	05/15/06 12:00	18.550	ISCO	10/29/06 12:00	6.881	ISCO
04/11/06 12:00	39.723	ISCO	05/15/06 23:30	231.132	ISCO	10/30/06 12:00	5.779	ISCO
04/12/06 12:00	35.541	ISCO	05/16/06 02:30	1135.149	ISCO	10/31/06 08:17	5.516	GRAB
04/13/06 12:00	28.845	ISCO	05/16/06 05:30	774.285	ISCO	10/31/06 12:00	7.890	ISCO
04/14/06 01:45	285.042	ISCO	05/16/06 08:30	492.971	ISCO	11/01/06 12:00	4.666	ISCO
04/14/06 04:45	1705.650	ISCO	05/16/06 11:30	498.980	ISCO	11/02/06 12:00	3.286	ISCO
04/14/06 07:45	954.095	ISCO	05/16/06 12:00	459.943	ISCO	11/03/06 12:00	3.824	ISCO
04/14/06 10:45	367.362	ISCO	05/16/06 14:30	393.973	ISCO	11/04/06 12:00	3.107	ISCO
04/14/06 12:00	391.537	ISCO	05/16/06 17:30	220.168	ISCO	11/05/06 12:00	3.510	ISCO
04/14/06 13:45	329.636	ISCO	05/16/06 20:30	179.698	ISCO	11/06/06 12:00	4.026	ISCO
04/14/06 19:45	324.180	ISCO	05/16/06 23:30	123.992	ISCO	11/07/06 12:00	5.492	ISCO
04/14/06 22:45	203.520	ISCO	05/17/06 12:00	198.139	ISCO	11/08/06 09:16	5.220	GRAB
04/15/06 12:00	62.003	ISCO	05/18/06 12:00	32.528	ISCO	11/08/06 12:00	5.850	ISCO
04/16/06 12:00	76.075	ISCO	05/19/06 12:00	68.612	ISCO	11/09/06 12:00	6.236	ISCO
04/17/06 12:00	39.740	ISCO	05/20/06 12:00	137.119	ISCO	11/10/06 12:00	7.970	ISCO
04/18/06 07:23	34.035	GRAB	05/21/06 12:00	227.075	ISCO	11/11/06 03:00	87.888	ISCO
04/18/06 12:00	22.868	ISCO	05/22/06 12:00	279.827	ISCO	11/11/06 06:00	43.081	ISCO
04/19/06 12:00	30.473	ISCO	05/23/06 07:20	17.912	GRAB	11/11/06 09:00	51.448	ISCO
04/20/06 12:00	23.021	ISCO	05/23/06 12:00	41.019	ISCO	11/11/06 12:00	51.741	ISCO
04/21/06 12:00	15.342	ISCO	05/24/06 12:00	42.090	ISCO	11/11/06 15:00	45.287	ISCO
04/22/06 12:00	21.905	ISCO	05/25/06 12:00	50.639	ISCO	11/11/06 18:00	38.570	ISCO
04/23/06 12:00	27.735	ISCO	05/26/06 12:00	51.777	ISCO	11/11/06 21:00	30.749	ISCO
04/24/06 12:00	21.235	ISCO	05/27/06 12:00	39.960	ISCO	11/12/06 12:00	6.252	ISCO
04/25/06 07:25	19.506	GRAB	05/29/06 12:00	24.941	ISCO	11/13/06 12:00	8.998	ISCO
04/25/06 12:00	13.580	ISCO	05/30/06 08:14	20.970	GRAB	11/14/06 08:13	7.747	GRAB
04/26/06 12:00	48.478	ISCO	06/06/06 07:28	23.226	GRAB	11/14/06 12:00	5.940	ISCO
04/27/06 12:00	12.809	ISCO	06/07/06 12:00	47.619	ISCO	11/15/06 12:00	7.415	ISCO
04/28/06 12:00	22.774	ISCO	06/08/06 12:00	38.501	ISCO	11/16/06 12:00	4.963	ISCO
04/29/06 12:00	15.551	ISCO	06/09/06 12:00	30.711	ISCO	11/17/06 12:00	4.845	ISCO
04/30/06 12:00	78.228	ISCO	06/11/06 12:00	18.010	ISCO	11/18/06 12:00	3.324	ISCO
04/30/06 19:30	87.177	ISCO	06/12/06 12:00	16.546	ISCO	11/19/06 12:00	3.992	ISCO
04/30/06 21:15	6695.388	ISCO	06/13/06 07:06	20.207	GRAB	11/20/06 09:26	5.657	GRAB
04/30/06 22:30	6205.776	ISCO	06/19/06 09:33	21.679	GRAB	11/20/06 12:00	4.763	ISCO
05/01/06 01:30	2934.024	ISCO	06/27/06 12:00	92.105	ISCO	11/21/06 12:00	3.162	ISCO
05/01/06 04:30	1433.672	ISCO	06/27/06 17:00	128.596	GRAB	11/22/06 12:00	3.528	ISCO
05/01/06 07:30	778.825	ISCO	06/28/06 12:00	247.246	ISCO	11/23/06 12:00	3.619	ISCO
05/01/06 08:41	683.472	DH-76	06/29/06 12:00	81.052	ISCO	11/24/06 12:00	3.838	ISCO
05/01/06 10:30	496.760	ISCO	06/30/06 12:00	62.496	ISCO	11/25/06 12:00	3.791	ISCO
05/01/06 12:00	409.484	ISCO	07/01/06 12:00	42.554	ISCO	11/26/06 12:00	5.075	ISCO
05/01/06 13:30	339.242	ISCO	07/02/06 12:00	65.315	ISCO	11/27/06 12:00	6.290	ISCO
05/01/06 16:30	271.448	ISCO	07/03/06 12:00	44.065	ISCO	11/28/06 12:00	8.486	ISCO
05/01/06 19:30	231.497	ISCO	07/04/06 12:00	84.470	ISCO	11/28/06 15:47	3.673	GRAB
05/01/06 22:30	197.502	ISCO	07/05/06 08:20	48.545	GRAB	11/29/06 08:00	92.344	ISCO
05/02/06 01:30	177.999	ISCO	07/11/06 07:18	15.174	GRAB	11/29/06 11:00	83.745	ISCO
05/02/06 04:30	163.594	ISCO	07/18/06 07:16	26.141	GRAB	11/29/06 12:00	182.441	ISCO
05/02/06 07:11	145.310	GRAB	07/19/06 16:38	47.298	GRAB	11/29/06 14:00	193.690	ISCO
05/02/06 07:30	141.525	ISCO	07/19/06 23:12	250.135	GRAB	11/29/06 15:02	168.457	DIP
05/02/06 10:30	116.595	ISCO	07/20/06 09:48	184.206	GRAB	11/29/06 17:00	286.638	ISCO
05/02/06 12:00	109.242	ISCO	07/20/06 12:00	144.997	ISCO	11/29/06 20:00	361.092	ISCO
05/02/06 13:30	102.352	ISCO	07/25/06 07:16	40.324	GRAB	11/29/06 20:10	418.784	DIP
05/02/06 16:30	95.299	ISCO	07/26/06 22:00	62.130	ISCO	11/29/06 23:00	539.700	ISCO
05/02/06 19:30	97.898	ISCO	08/01/06 09:50	17.983	GRAB	11/30/06 02:00	1020.095	ISCO
05/02/06 22:30	95.554	ISCO	08/08/06 08:37	43.906	GRAB	11/30/06 05:00	1482.002	ISCO
05/03/06 01:30	91.261	ISCO	08/15/06 14:44	24.388	GRAB	12/06/06 08:32	8.898	GRAB
05/03/06 04:30	90.303	ISCO	08/23/06 12:24	11.493	GRAB	12/12/06 08:06	32.851	DIP
05/03/06 07:30	88.585	ISCO	08/28/06 13:01	30.425	GRAB	12/12/06 15:06	106.295	DIP

**Table C3. (Continued)**

Date/Time (CST)	SSC (mg/L)	Sampling Method	Date/Time (CST)	SSC (mg/L)	Sampling Method	Date/Time (CST)	SSC (mg/L)	Sampling Method
12/12/06 22:14	200.786	DH-76	02/25/07 22:45	215.324	ISCO	03/23/07 17:00	1315.010	ISCO
12/18/06 09:12	10.903	GRAB	02/26/07 01:45	149.787	ISCO	03/23/07 17:11	1237.888	DH-76
12/27/06 07:57	6.815	GRAB	02/26/07 13:36	213.193	DH-76	03/23/07 20:00	1045.426	ISCO
12/27/06 12:00	11.949	ISCO	02/27/07 08:29	50.007	DIP	03/23/07 23:00	749.205	ISCO
12/28/06 12:00	6.757	ISCO	03/01/07 08:06	3926.475	DH-76	03/24/07 02:00	559.528	ISCO
12/29/06 12:00	7.485	ISCO	03/01/07 09:15	2621.289	ISCO	03/24/07 05:00	442.620	ISCO
12/30/06 12:00	7.941	ISCO	03/01/07 11:15	2026.367	ISCO	03/24/07 07:51	332.213	DIP
12/31/06 12:00	20.163	ISCO	03/01/07 12:00	1767.691	ISCO	03/24/07 08:00	356.700	ISCO
12/31/06 12:15	24.001	ISCO	03/01/07 13:16	2170.381	DH-76	03/24/07 11:00	362.650	ISCO
12/31/06 15:15	42.763	ISCO	03/01/07 14:15	2121.857	ISCO	03/24/07 12:00	4695.253	ISCO
12/31/06 18:15	39.509	ISCO	03/01/07 17:15	2425.581	ISCO	03/24/07 13:00	8443.197	ISCO
12/31/06 21:15	34.644	ISCO	03/01/07 19:30	2188.155	ISCO	03/24/07 13:30	10278.695	ISCO
01/01/07 00:15	27.883	ISCO	03/01/07 20:15	2086.439	ISCO	03/24/07 14:00	10780.777	ISCO
01/01/07 03:15	31.463	ISCO	03/01/07 22:00	1694.772	ISCO	03/24/07 16:23	6982.537	DH-76
01/01/07 06:15	31.320	ISCO	03/01/07 23:15	1520.610	ISCO	03/24/07 17:00	5319.230	ISCO
01/01/07 09:15	22.533	ISCO	03/01/07 23:41	1514.686	DH-76	03/24/07 18:15	4551.768	ISCO
01/01/07 12:00	15.784	ISCO	03/02/07 02:15	1061.579	ISCO	03/24/07 19:00	4114.503	ISCO
01/02/07 08:11	7.876	GRAB	03/02/07 05:15	704.471	ISCO	03/24/07 19:45	3967.013	ISCO
01/02/07 12:00	12.185	ISCO	03/02/07 11:15	355.671	ISCO	03/24/07 20:00	3707.996	ISCO
01/03/07 12:00	5.527	ISCO	03/02/07 12:08	378.928	DIP	03/24/07 21:30	3147.953	ISCO
01/04/07 12:00	3.119	ISCO	03/06/07 08:11	30.645	GRAB	03/24/07 23:00	2509.077	ISCO
01/04/07 17:15	19.525	ISCO	03/13/07 07:00	43.918	GRAB	03/25/07 05:00	1270.475	ISCO
01/04/07 20:00	331.332	ISCO	03/13/07 12:00	40.896	ISCO	03/25/07 13:26	645.158	DH-76
01/04/07 22:15	1144.338	ISCO	03/14/07 12:00	42.512	ISCO	03/25/07 14:00	630.200	ISCO
01/04/07 23:15	1231.935	ISCO	03/15/07 01:45	65.737	ISCO	03/25/07 17:00	564.814	ISCO
01/05/07 02:15	678.470	ISCO	03/15/07 04:45	90.433	ISCO	03/25/07 20:00	524.939	ISCO
01/05/07 05:15	361.668	ISCO	03/15/07 07:45	121.749	ISCO	03/25/07 23:00	442.346	ISCO
01/05/07 08:15	222.063	ISCO	03/15/07 10:45	88.930	ISCO	03/26/07 02:00	348.791	ISCO
01/05/07 10:46	179.210	DH-76	03/15/07 12:00	77.823	ISCO	03/26/07 05:00	360.246	ISCO
01/05/07 11:15	179.549	ISCO	03/15/07 13:45	67.590	ISCO	03/26/07 07:02	288.355	DIP
01/05/07 12:00	177.728	ISCO	03/15/07 16:45	57.477	ISCO	03/26/07 08:00	290.183	ISCO
01/05/07 14:15	141.622	ISCO	03/15/07 19:45	55.282	ISCO	03/26/07 11:00	240.303	ISCO
01/05/07 15:38	119.993	DIP	03/15/07 22:45	50.186	ISCO	03/26/07 12:00	238.303	ISCO
01/05/07 17:15	92.915	ISCO	03/16/07 12:00	19.993	ISCO	03/26/07 14:00	221.576	ISCO
01/05/07 20:15	72.187	ISCO	03/17/07 12:00	14.069	ISCO	03/26/07 17:00	237.351	ISCO
01/05/07 23:15	57.013	ISCO	03/18/07 12:00	15.022	ISCO	03/26/07 20:00	227.832	ISCO
01/06/07 02:15	49.387	ISCO	03/19/07 12:00	14.139	ISCO	03/26/07 23:00	230.153	ISCO
01/06/07 05:15	44.911	ISCO	03/20/07 08:46	11.820	GRAB	03/27/07 02:00	197.966	ISCO
01/06/07 08:15	37.499	ISCO	03/20/07 12:00	10.360	ISCO	03/27/07 05:00	200.607	ISCO
01/06/07 11:15	31.249	ISCO	03/21/07 07:06	52.612	DIP	03/27/07 08:00	167.377	ISCO
01/06/07 12:00	32.148	ISCO	03/21/07 08:00	91.419	ISCO	03/27/07 11:00	157.845	ISCO
01/06/07 14:15	25.290	ISCO	03/21/07 11:00	188.845	ISCO	03/27/07 14:00	197.170	ISCO
01/06/07 17:15	21.856	ISCO	03/21/07 12:00	179.409	ISCO	03/27/07 17:00	169.917	ISCO
01/09/07 08:11	8.833	GRAB	03/21/07 12:30	194.775	DIP	03/27/07 20:00	154.154	ISCO
01/09/07 12:00	17.667	ISCO	03/21/07 14:00	223.349	ISCO	03/27/07 23:00	144.129	ISCO
01/11/07 12:00	7.227	ISCO	03/21/07 17:00	185.454	ISCO	03/28/07 02:00	139.590	ISCO
01/12/07 12:00	8.287	ISCO	03/21/07 20:00	138.680	ISCO	03/28/07 05:00	140.062	ISCO
01/14/07 12:00	9.453	ISCO	03/21/07 23:00	125.752	ISCO	03/28/07 08:00	138.974	ISCO
01/15/07 03:30	46.652	ISCO	03/22/07 02:00	120.253	ISCO	03/28/07 11:00	109.029	ISCO
01/15/07 06:30	80.632	ISCO	03/22/07 05:00	170.977	ISCO	03/28/07 12:00	102.131	ISCO
01/15/07 09:30	58.674	ISCO	03/22/07 08:00	107.211	ISCO	03/28/07 14:00	111.739	ISCO
01/17/07 08:15	7.369	GRAB	03/22/07 11:00	112.817	ISCO	03/28/07 17:00	110.480	ISCO
01/23/07 11:09	5.644	GRAB	03/22/07 12:00	127.621	ISCO	03/28/07 20:00	106.222	ISCO
01/30/07 08:24	4.659	GRAB	03/22/07 14:00	117.690	ISCO	03/30/07 18:09	1345.789	DH-76
02/06/07 08:25	3.612	GRAB	03/22/07 17:00	84.762	ISCO	03/30/07 20:00	1001.475	ISCO
02/15/07 09:11	6.984	GRAB	03/22/07 20:00	72.337	ISCO	03/30/07 23:00	639.268	ISCO
02/21/07 07:56	11.885	GRAB	03/23/07 02:00	1276.209	ISCO	03/31/07 02:00	485.414	ISCO
02/23/07 09:37	29.561	DIP	03/23/07 05:00	3380.082	ISCO	03/31/07 05:00	323.350	ISCO
02/24/07 17:51	10.519	DIP	03/23/07 08:00	3615.808	ISCO	03/31/07 08:00	274.380	ISCO
02/25/07 10:21	1107.516	DH-76	03/23/07 09:41	3379.544	DH-76	03/31/07 11:00	248.599	ISCO
02/25/07 10:45	1065.677	ISCO	03/23/07 09:58	3290.841	ISCO	03/31/07 12:00	221.799	ISCO
02/25/07 12:00	1421.313	ISCO	03/23/07 09:59	3115.957	DH-76	03/31/07 14:00	208.121	ISCO
02/25/07 13:41	789.003	DH-76	03/23/07 10:06	3084.947	DH-76	03/31/07 17:00	214.242	ISCO
02/25/07 13:45	1011.304	ISCO	03/23/07 10:07	2894.419	ISCO	03/31/07 20:00	226.072	ISCO
02/25/07 16:45	737.014	ISCO	03/23/07 11:00	2772.483	ISCO	03/31/07 23:00	211.685	ISCO
02/25/07 18:29	368.574	DH-76	03/23/07 12:00	2638.287	ISCO	04/01/07 02:00	246.916	ISCO
02/25/07 19:45	366.303	ISCO	03/23/07 14:00	2012.547	ISCO	04/01/07 05:00	218.346	ISCO

**Table C3. (Continued)**

Date/Time (CST)	SSC (mg/L)	Sampling Method	Date/Time (CST)	SSC (mg/L)	Sampling Method	Date/Time (CST)	SSC (mg/L)	Sampling Method
04/01/07 08:00	272.396	ISCO	04/25/07 09:30	1824.468	ISCO	06/01/07 03:15	1093.700	ISCO
04/01/07 11:00	250.660	ISCO	04/25/07 10:30	1658.656	ISCO	06/01/07 06:15	703.119	ISCO
04/01/07 12:00	183.035	ISCO	04/25/07 12:00	1225.912	ISCO	06/01/07 09:15	387.457	ISCO
04/01/07 14:00	150.661	ISCO	04/25/07 13:30	899.146	ISCO	06/01/07 12:00	216.968	ISCO
04/01/07 17:00	144.088	ISCO	04/25/07 16:30	581.280	ISCO	06/02/07 12:00	73.979	ISCO
04/01/07 20:00	166.428	ISCO	04/25/07 22:30	309.174	ISCO	06/03/07 12:00	65.451	ISCO
04/01/07 23:00	132.051	ISCO	04/26/07 01:30	271.486	ISCO	06/05/07 07:26	61.744	GRAB
04/02/07 02:00	109.546	ISCO	04/26/07 04:30	234.870	ISCO	06/05/07 12:00	63.898	ISCO
04/02/07 05:00	96.971	ISCO	04/26/07 07:30	517.982	ISCO	06/07/07 12:00	39.034	ISCO
04/02/07 08:00	103.284	ISCO	04/26/07 07:31	508.034	DH-76	06/11/07 07:59	35.981	GRAB
04/02/07 11:00	81.621	ISCO	04/26/07 09:15	1128.783	ISCO	06/19/07 11:35	56.642	GRAB
04/03/07 07:02	63.240	GRAB	04/26/07 10:30	1536.093	ISCO	06/22/07 12:00	533.226	ISCO
04/03/07 07:15	90.044	ISCO	04/26/07 12:00	1866.446	ISCO	06/22/07 14:15	402.694	ISCO
04/03/07 10:15	76.773	ISCO	04/26/07 13:30	1683.923	ISCO	06/22/07 17:15	421.548	ISCO
04/03/07 12:00	75.597	ISCO	04/26/07 16:30	1264.214	ISCO	06/22/07 20:15	293.117	ISCO
04/03/07 13:15	79.104	ISCO	04/26/07 19:30	876.154	ISCO	06/23/07 04:30	289.459	ISCO
04/03/07 16:15	78.089	ISCO	04/26/07 22:30	586.493	ISCO	06/23/07 07:30	1271.283	ISCO
04/03/07 19:15	82.833	ISCO	04/27/07 01:30	409.653	ISCO	06/23/07 10:08	844.457	DIP
04/03/07 22:15	68.619	ISCO	04/27/07 04:30	320.959	ISCO	06/23/07 10:30	848.170	ISCO
04/04/07 01:15	61.630	ISCO	04/27/07 07:30	280.179	ISCO	06/23/07 12:00	742.825	ISCO
04/04/07 04:15	63.547	ISCO	04/27/07 10:30	219.475	ISCO	06/23/07 13:30	574.710	ISCO
04/04/07 07:15	66.814	ISCO	04/27/07 12:00	193.620	ISCO	06/23/07 16:30	657.111	ISCO
04/04/07 10:15	46.072	ISCO	04/27/07 13:30	174.960	ISCO	06/23/07 19:30	546.488	ISCO
04/04/07 12:00	39.844	ISCO	04/27/07 16:30	155.652	ISCO	06/23/07 22:30	365.828	ISCO
04/05/07 12:00	27.138	ISCO	04/27/07 19:30	159.296	ISCO	06/24/07 01:30	237.862	ISCO
04/06/07 12:00	21.323	ISCO	04/27/07 22:30	145.823	ISCO	06/24/07 10:46	128.367	DIP
04/07/07 12:00	16.424	ISCO	04/28/07 01:30	150.365	ISCO	06/24/07 12:00	114.800	ISCO
04/08/07 12:00	12.757	ISCO	04/28/07 04:30	133.897	ISCO	06/25/07 12:00	77.229	ISCO
04/09/07 07:45	12.136	GRAB	04/28/07 07:30	115.482	ISCO	06/26/07 07:12	83.425	GRAB
04/09/07 12:00	11.965	ISCO	04/28/07 10:30	83.779	ISCO	06/26/07 12:00	90.049	ISCO
04/10/07 12:00	12.926	ISCO	04/28/07 12:00	72.611	ISCO	07/02/07 13:41	20.701	GRAB
04/11/07 07:00	88.932	ISCO	04/28/07 13:30	71.210	ISCO	07/04/07 09:45	204.294	ISCO
04/11/07 10:00	154.171	ISCO	04/28/07 16:30	66.421	ISCO	07/04/07 12:00	954.379	ISCO
04/11/07 12:00	114.019	ISCO	05/01/07 07:16	32.849	GRAB	07/04/07 12:45	1312.541	ISCO
04/11/07 13:00	93.242	ISCO	05/01/07 12:00	37.468	ISCO	07/04/07 15:45	1698.008	ISCO
04/11/07 16:00	91.684	ISCO	05/02/07 12:00	18.326	ISCO	07/04/07 18:45	2100.158	ISCO
04/11/07 19:00	81.202	ISCO	05/03/07 12:00	23.260	ISCO	07/04/07 21:45	1236.785	ISCO
04/11/07 22:00	88.570	ISCO	05/04/07 12:00	15.925	ISCO	07/05/07 00:45	707.152	ISCO
04/12/07 01:00	100.694	ISCO	05/05/07 12:00	24.377	ISCO	07/05/07 12:00	158.250	ISCO
04/12/07 04:00	74.992	ISCO	05/06/07 12:00	14.865	ISCO	07/10/07 07:19	47.774	GRAB
04/12/07 07:00	75.497	ISCO	05/07/07 12:00	18.224	ISCO	07/16/07 08:06	15.080	GRAB
04/12/07 10:00	50.868	ISCO	05/08/07 07:13	12.004	GRAB	07/17/07 10:13	23.957	GRAB
04/12/07 12:00	52.854	ISCO	05/08/07 12:00	31.957	ISCO	07/17/07 14:14	36.029	GRAB
04/12/07 13:00	67.646	ISCO	05/09/07 12:00	52.578	ISCO	07/17/07 16:30	123.162	ISCO
04/12/07 16:00	41.005	ISCO	05/10/07 12:00	26.422	ISCO	07/17/07 19:30	210.381	ISCO
04/12/07 19:00	31.360	ISCO	05/11/07 12:00	28.308	ISCO	07/17/07 22:30	447.110	ISCO
04/12/07 22:00	27.077	ISCO	05/15/07 07:24	14.563	GRAB	07/18/07 01:30	341.290	ISCO
04/13/07 12:00	18.152	ISCO	05/22/07 07:22	12.455	GRAB	07/18/07 04:30	242.973	ISCO
04/14/07 12:00	15.116	ISCO	05/26/07 22:00	175.988	ISCO	07/18/07 12:00	114.483	ISCO
04/15/07 12:00	10.265	ISCO	05/27/07 01:00	370.179	ISCO	07/19/07 07:46	133.313	GRAB
04/16/07 12:00	10.182	ISCO	05/27/07 04:00	353.624	ISCO	07/19/07 09:00	185.685	ISCO
04/17/07 07:13	14.347	GRAB	05/27/07 07:00	1487.250	ISCO	07/19/07 11:05	780.472	DIP
04/17/07 12:00	10.646	ISCO	05/27/07 10:00	647.159	ISCO	07/19/07 11:15	834.579	ISCO
04/18/07 12:00	9.406	ISCO	05/27/07 10:15	567.441	ISCO	07/19/07 12:00	1250.740	ISCO
04/19/07 12:00	9.858	ISCO	05/27/07 12:00	383.301	ISCO	07/19/07 18:00	1221.791	ISCO
04/20/07 12:00	8.430	ISCO	05/27/07 13:15	385.066	ISCO	07/19/07 21:00	872.508	ISCO
04/21/07 12:00	10.671	ISCO	05/27/07 16:15	472.436	ISCO	07/20/07 00:00	573.644	ISCO
04/22/07 12:00	9.181	ISCO	05/27/07 19:15	689.064	ISCO	07/20/07 03:00	419.226	ISCO
04/23/07 12:00	7.690	ISCO	05/27/07 22:15	307.091	ISCO	07/20/07 06:00	283.714	ISCO
04/24/07 07:25	9.887	GRAB	05/28/07 01:15	208.752	ISCO	07/20/07 09:00	197.323	ISCO
04/24/07 12:00	8.051	ISCO	05/28/07 12:00	85.079	ISCO	07/20/07 12:00	127.829	ISCO
04/25/07 01:30	64.163	ISCO	05/29/07 08:18	64.204	GRAB	07/24/07 07:16	54.001	GRAB
04/25/07 02:45	878.877	ISCO	05/29/07 12:00	48.010	ISCO	07/31/07 07:08	25.991	GRAB
04/25/07 04:00	5150.234	ISCO	05/30/07 12:00	76.820	ISCO	08/07/07 07:05	18.591	GRAB
04/25/07 04:30	4573.943	ISCO	05/31/07 12:00	39.939	ISCO	08/09/07 07:15	172.707	ISCO
04/25/07 06:39	3258.142	DH-76	05/31/07 21:15	102.403	ISCO	08/09/07 10:15	702.943	ISCO
04/25/07 07:30	2557.135	ISCO	06/01/07 00:15	2176.131	ISCO	08/09/07 12:00	2110.289	ISCO

**Table C3. (Continued)**

Date/Time (CST)	SSC (mg/L)	Sampling Method	Date/Time (CST)	SSC (mg/L)	Sampling Method	Date/Time (CST)	SSC (mg/L)	Sampling Method
08/09/07 13:15	2707.691	ISCO	01/09/08 06:30	101.947	ISCO	03/17/08 21:30	108.532	ISCO
08/09/07 16:15	1537.045	ISCO	01/09/08 08:33	87.127	DIP	03/18/08 07:20	116.249	GRAB
08/09/07 19:15	935.204	ISCO	01/09/08 09:30	81.765	ISCO	03/18/08 09:30	97.795	ISCO
08/14/07 07:16	77.035	GRAB	01/09/08 12:00	59.561	ISCO	03/18/08 12:00	79.896	ISCO
08/18/07 12:00	162.777	ISCO	01/09/08 12:30	61.478	ISCO	03/18/08 12:30	78.093	ISCO
08/18/07 12:30	166.470	ISCO	01/09/08 15:30	46.973	ISCO	03/18/08 15:30	60.327	ISCO
08/18/07 15:30	1313.146	ISCO	01/09/08 18:30	42.817	ISCO	03/18/08 18:30	57.976	ISCO
08/18/07 18:30	517.030	ISCO	01/09/08 21:30	43.137	ISCO	03/18/08 21:30	64.096	ISCO
08/18/07 21:30	242.477	ISCO	01/10/08 03:30	39.776	ISCO	03/19/08 00:30	57.811	ISCO
08/20/07 09:15	140.631	GRAB	01/10/08 06:30	34.928	ISCO	03/19/08 03:30	51.279	ISCO
08/21/07 07:05	98.886	GRAB	01/10/08 09:30	29.077	ISCO	03/19/08 06:30	47.291	ISCO
08/23/07 04:45	266.276	ISCO	01/10/08 12:00	24.188	ISCO	03/19/08 09:30	38.551	ISCO
08/23/07 07:45	497.723	ISCO	01/10/08 12:30	25.064	ISCO	03/19/08 12:00	83.430	ISCO
08/23/07 10:45	379.669	ISCO	01/11/08 12:00	27.491	ISCO	03/19/08 12:30	55.892	ISCO
08/23/07 12:00	296.108	ISCO	01/15/08 08:19	13.105	GRAB	03/19/08 15:30	33.293	ISCO
08/23/07 21:30	263.458	ISCO	01/22/08 09:40	12.540	GRAB	03/19/08 18:30	34.315	ISCO
08/24/07 03:30	514.153	ISCO	01/29/08 08:03	7.312	GRAB	03/19/08 21:30	38.280	ISCO
08/24/07 06:30	1483.542	ISCO	02/05/08 08:09	148.758	DH-76	03/20/08 00:30	30.149	ISCO
08/24/07 06:41	1665.266	DH-76	02/05/08 08:15	184.884	ISCO	03/20/08 12:00	19.512	ISCO
08/24/07 09:30	1596.311	ISCO	02/05/08 08:45	396.103	ISCO	03/21/08 12:00	20.913	ISCO
08/24/07 12:00	1211.142	ISCO	02/05/08 11:45	121.049	ISCO	03/22/08 12:00	14.217	ISCO
08/24/07 12:30	1084.694	ISCO	02/05/08 12:00	116.159	ISCO	03/23/08 12:00	13.073	ISCO
08/24/07 15:30	641.335	ISCO	02/05/08 12:05	107.828	DH-76	03/24/08 08:20	13.348	GRAB
08/24/07 18:30	637.397	ISCO	02/05/08 14:45	82.275	ISCO	03/24/08 12:00	13.379	ISCO
08/24/07 21:30	477.370	ISCO	02/05/08 17:16	103.333	DH-76	03/25/08 12:00	11.319	ISCO
08/25/07 00:30	290.519	ISCO	02/05/08 17:45	104.235	ISCO	03/26/08 12:00	15.884	ISCO
08/25/07 03:30	739.026	ISCO	02/05/08 23:45	466.817	ISCO	03/27/08 12:00	24.672	ISCO
08/25/07 06:30	700.076	ISCO	02/06/08 02:45	381.718	ISCO	03/28/08 12:00	14.960	ISCO
08/25/07 09:30	799.369	ISCO	02/06/08 05:45	427.984	ISCO	03/29/08 12:00	20.404	ISCO
08/25/07 12:00	421.950	ISCO	02/06/08 08:13	271.332	DH-76	03/30/08 12:00	32.214	ISCO
08/25/07 12:30	370.179	ISCO	02/06/08 08:45	234.995	ISCO	03/31/08 12:00	44.389	ISCO
08/25/07 15:30	363.066	ISCO	02/06/08 11:45	167.920	ISCO	03/31/08 23:15	49.530	ISCO
08/25/07 18:30	218.323	ISCO	02/06/08 12:00	163.872	ISCO	04/01/08 02:15	57.835	ISCO
08/28/07 07:20	77.703	GRAB	02/06/08 13:21	139.628	DH-76	04/01/08 07:30	37.366	GRAB
09/05/07 07:11	36.417	GRAB	02/06/08 14:45	145.972	ISCO	04/01/08 12:00	25.020	ISCO
09/11/07 07:07	26.257	GRAB	02/06/08 17:45	36.023	ISCO	04/02/08 12:00	24.979	ISCO
09/19/07 06:56	14.216	GRAB	02/06/08 20:45	100.300	ISCO	04/03/08 12:00	14.712	ISCO
09/25/07 07:01	12.582	GRAB	02/07/08 11:19	35.653	DIP	04/04/08 12:00	15.221	ISCO
10/01/07 08:09	20.770	GRAB	02/13/08 09:15	8.503	GRAB	04/05/08 12:00	18.017	ISCO
10/10/07 06:46	22.781	GRAB	02/17/08 09:42	1851.623	DH-76	04/06/08 12:00	17.636	ISCO
10/16/07 07:01	10.368	GRAB	02/17/08 10:15	1524.253	ISCO	04/07/08 08:22	16.952	GRAB
10/18/07 12:00	135.538	ISCO	02/17/08 12:00	1237.553	ISCO	04/07/08 12:00	11.380	ISCO
10/23/07 07:12	18.236	GRAB	02/17/08 13:15	1174.825	ISCO	04/08/08 12:00	21.525	ISCO
10/30/07 07:11	6.977	GRAB	02/17/08 16:15	1022.174	ISCO	04/08/08 14:15	84.157	ISCO
11/06/07 08:06	5.597	GRAB	02/17/08 18:30	1154.357	ISCO	04/08/08 17:00	864.087	ISCO
11/13/07 09:01	9.762	GRAB	02/17/08 19:15	1261.958	ISCO	04/08/08 17:15	960.805	ISCO
11/19/07 09:06	2.507	GRAB	02/17/08 20:00	1212.626	ISCO	04/08/08 20:15	1483.752	ISCO
11/21/07 12:00	17.779	ISCO	02/17/08 21:15	1262.807	ISCO	04/08/08 23:15	1734.785	ISCO
11/22/07 12:00	16.424	ISCO	02/17/08 22:15	1015.743	ISCO	04/09/08 02:15	1139.798	ISCO
11/27/07 08:10	2.022	GRAB	02/18/08 01:15	1074.923	ISCO	04/09/08 05:15	793.288	ISCO
12/04/07 12:34	2.836	GRAB	02/18/08 11:31	205.142	DIP	04/10/08 02:15	131.417	ISCO
12/11/07 13:09	6.741	GRAB	02/18/08 13:15	299.867	ISCO	04/10/08 05:15	100.651	ISCO
12/18/07 14:31	7.386	GRAB	02/18/08 16:15	276.236	ISCO	04/10/08 08:15	106.059	ISCO
12/26/07 16:11	4.336	GRAB	02/19/08 08:25	36.136	DIP	04/10/08 11:15	338.266	ISCO
01/02/08 09:08	15.391	GRAB	02/25/08 09:13	99.691	GRAB	04/10/08 14:15	5334.392	ISCO
01/07/08 11:00	62.132	DH-76	03/03/08 09:14	2431.248	DH-76	04/10/08 16:15	6125.711	ISCO
01/08/08 00:16	50.304	GRAB	03/03/08 15:17	1269.371	DH-76	04/11/08 07:11	1422.587	DH-76
01/08/08 00:30	54.407	ISCO	03/04/08 08:17	129.120	DIP	04/11/08 08:15	1056.105	ISCO
01/08/08 03:30	192.231	ISCO	03/11/08 07:16	27.429	GRAB	04/11/08 11:15	725.499	ISCO
01/08/08 06:30	270.038	ISCO	03/11/08 12:00	23.139	ISCO	04/11/08 12:00	671.196	ISCO
01/08/08 09:30	574.004	ISCO	03/12/08 12:00	23.096	ISCO	04/11/08 14:15	556.748	ISCO
01/08/08 12:00	460.214	ISCO	03/13/08 12:00	33.206	ISCO	04/11/08 17:15	469.902	ISCO
01/08/08 12:30	411.331	ISCO	03/14/08 12:00	29.329	ISCO	04/11/08 20:15	392.255	ISCO
01/08/08 15:30	270.997	ISCO	03/15/08 12:00	20.289	ISCO	04/11/08 23:15	327.387	ISCO
01/08/08 16:23	239.884	DIP	03/16/08 12:00	18.889	ISCO	04/12/08 02:15	279.700	ISCO
01/09/08 00:30	181.261	ISCO	03/17/08 12:00	15.516	ISCO	04/12/08 05:15	244.992	ISCO
01/09/08 03:30	130.117	ISCO	03/17/08 20:46	95.339	DIP	04/12/08 11:15	190.990	ISCO

**Table C3. (Continued)**

Date/Time (CST)	SSC (mg/L)	Sampling Method	Date/Time (CST)	SSC (mg/L)	Sampling Method	Date/Time (CST)	SSC (mg/L)	Sampling Method
04/12/08 12:00	186.229	ISCO	05/14/08 11:30	131.201	ISCO	06/04/08 13:30	945.036	ISCO
04/12/08 14:15	172.948	ISCO	05/14/08 12:00	105.264	ISCO	06/04/08 16:30	455.470	ISCO
04/12/08 17:15	159.432	ISCO	05/14/08 14:30	68.468	ISCO	06/04/08 19:30	321.112	ISCO
04/12/08 20:15	141.610	ISCO	05/14/08 17:30	60.013	ISCO	06/04/08 22:30	225.958	ISCO
04/12/08 23:15	133.632	ISCO	05/14/08 20:30	57.727	ISCO	06/05/08 01:30	199.460	ISCO
04/13/08 02:15	122.353	ISCO	05/14/08 23:30	57.413	ISCO	06/05/08 04:30	171.202	ISCO
04/13/08 05:15	113.989	ISCO	05/15/08 02:30	55.959	ISCO	06/05/08 07:30	148.447	ISCO
04/13/08 08:15	109.806	ISCO	05/15/08 05:30	59.633	ISCO	06/05/08 10:30	123.456	ISCO
04/13/08 11:15	95.151	ISCO	05/15/08 08:30	49.675	ISCO	06/05/08 12:00	110.203	ISCO
04/13/08 12:00	93.744	ISCO	05/15/08 11:30	41.190	ISCO	06/05/08 13:30	95.696	ISCO
04/13/08 14:15	84.423	ISCO	05/15/08 12:00	43.716	ISCO	06/05/08 16:30	93.033	ISCO
04/13/08 17:15	80.823	ISCO	05/15/08 14:30	36.881	ISCO	06/05/08 19:30	87.927	ISCO
04/13/08 20:15	79.711	ISCO	05/15/08 17:30	35.915	ISCO	06/05/08 22:30	85.390	ISCO
04/15/08 07:19	52.187	GRAB	05/15/08 20:30	33.917	ISCO	06/06/08 01:30	83.595	ISCO
04/15/08 12:00	54.923	ISCO	05/20/08 07:23	16.819	GRAB	06/06/08 04:30	87.175	ISCO
04/16/08 12:00	44.801	ISCO	05/20/08 12:00	18.030	ISCO	06/06/08 07:30	101.041	ISCO
04/18/08 12:00	35.803	ISCO	05/21/08 12:00	10.841	ISCO	06/06/08 10:30	118.090	ISCO
04/21/08 12:00	22.715	ISCO	05/22/08 12:00	14.243	ISCO	06/06/08 12:00	107.679	ISCO
04/22/08 07:15	29.192	GRAB	05/23/08 10:00	85.595	ISCO	06/06/08 13:30	110.678	ISCO
04/22/08 12:00	49.718	ISCO	05/23/08 11:15	2088.750	ISCO	06/06/08 16:30	98.268	ISCO
04/22/08 14:15	110.001	ISCO	05/23/08 11:45	2945.572	ISCO	06/06/08 19:30	86.688	ISCO
04/22/08 17:15	273.200	ISCO	05/23/08 12:00	3416.869	ISCO	06/06/08 22:30	78.388	ISCO
04/22/08 20:15	245.604	ISCO	05/23/08 12:45	5355.142	ISCO	06/07/08 01:30	68.369	ISCO
04/22/08 23:15	156.435	ISCO	05/23/08 13:00	5364.869	ISCO	06/07/08 04:30	69.926	ISCO
04/23/08 02:15	109.302	ISCO	05/23/08 16:00	3066.510	ISCO	06/07/08 12:00	54.537	ISCO
04/25/08 12:00	24.486	ISCO	05/23/08 17:15	2543.963	ISCO	06/08/08 12:00	57.405	ISCO
04/27/08 12:00	19.678	ISCO	05/23/08 19:00	1708.305	ISCO	06/09/08 01:00	125.351	ISCO
04/29/08 07:22	14.234	GRAB	05/23/08 22:00	938.310	ISCO	06/09/08 04:00	191.822	ISCO
04/29/08 12:00	13.077	ISCO	05/24/08 01:00	567.303	ISCO	06/09/08 07:00	205.164	ISCO
05/01/08 12:00	21.310	ISCO	05/24/08 04:00	400.864	ISCO	06/09/08 09:16	164.281	DIP
05/03/08 12:00	10.441	ISCO	05/24/08 07:00	287.003	ISCO	06/09/08 10:00	144.559	ISCO
05/04/08 12:00	14.115	ISCO	05/24/08 10:00	227.834	ISCO	06/09/08 12:00	129.602	ISCO
05/05/08 12:00	14.337	ISCO	05/24/08 12:00	199.601	ISCO	06/09/08 13:00	123.977	ISCO
05/06/08 07:23	8.183	GRAB	05/24/08 13:00	176.191	ISCO	06/09/08 16:00	99.760	ISCO
05/06/08 12:00	24.191	ISCO	05/24/08 16:00	156.427	ISCO	06/09/08 19:00	95.510	ISCO
05/07/08 12:00	14.157	ISCO	05/24/08 19:00	138.183	ISCO	06/09/08 22:00	92.600	ISCO
05/08/08 12:00	14.408	ISCO	05/24/08 22:00	144.969	ISCO	06/10/08 01:00	74.338	ISCO
05/09/08 12:00	13.494	ISCO	05/25/08 01:00	126.254	ISCO	06/10/08 04:00	74.932	ISCO
05/10/08 12:00	11.560	ISCO	05/25/08 04:00	115.087	ISCO	06/10/08 05:48	85.049	DIP
05/11/08 02:15	126.535	ISCO	05/27/08 12:00	41.737	ISCO	06/10/08 12:00	62.776	ISCO
05/11/08 04:15	1046.161	ISCO	05/27/08 13:30	37.352	ISCO	06/11/08 12:00	62.922	ISCO
05/11/08 05:15	1735.740	ISCO	05/27/08 16:30	38.282	ISCO	06/12/08 12:00	45.419	ISCO
05/11/08 06:00	3079.920	ISCO	05/27/08 19:30	45.391	ISCO	06/13/08 02:24	103.947	DIP
05/11/08 08:15	2664.743	ISCO	05/27/08 22:30	47.416	ISCO	06/13/08 03:15	354.867	ISCO
05/11/08 11:15	1822.395	ISCO	05/28/08 01:30	53.485	ISCO	06/13/08 04:45	1339.977	ISCO
05/11/08 14:15	1177.794	ISCO	05/28/08 04:30	56.280	ISCO	06/13/08 05:30	2396.160	ISCO
05/11/08 17:15	860.065	ISCO	05/28/08 12:00	50.438	ISCO	06/13/08 06:15	3284.061	ISCO
05/11/08 20:15	636.057	ISCO	05/29/08 12:00	24.938	ISCO	06/13/08 09:15	2323.510	ISCO
05/12/08 02:15	410.395	ISCO	05/30/08 20:45	62.617	ISCO	06/13/08 10:38	1618.573	ISCO
05/12/08 08:16	233.507	DH-76	05/30/08 23:45	51.498	ISCO	06/13/08 10:39	1630.509	DH-76
05/12/08 08:30	231.589	ISCO	05/31/08 02:45	52.278	ISCO	06/13/08 10:48	1598.061	DH-76
05/12/08 11:30	187.587	ISCO	06/03/08 07:18	31.883	GRAB	06/13/08 10:49	1536.088	ISCO
05/12/08 12:00	178.424	ISCO	06/03/08 10:30	105.872	ISCO	06/13/08 11:30	1343.264	ISCO
05/12/08 14:30	162.447	ISCO	06/03/08 12:00	670.512	ISCO	06/13/08 12:00	1218.105	ISCO
05/12/08 17:30	140.736	ISCO	06/03/08 13:30	1088.054	ISCO	06/13/08 12:15	1156.436	ISCO
05/12/08 20:30	135.123	ISCO	06/03/08 16:30	1337.578	ISCO	06/13/08 15:15	763.774	ISCO
05/13/08 07:23	120.807	DIP	06/03/08 19:30	581.784	ISCO	06/13/08 18:15	508.571	ISCO
05/13/08 08:30	104.791	ISCO	06/03/08 20:08	568.563	ISCO	06/13/08 21:15	406.085	ISCO
05/13/08 11:30	87.270	ISCO	06/03/08 22:30	326.581	ISCO	06/14/08 00:15	297.329	ISCO
05/13/08 12:00	86.527	ISCO	06/04/08 01:30	256.188	ISCO	06/14/08 03:15	247.029	ISCO
05/13/08 14:30	80.317	ISCO	06/04/08 03:15	1461.624	ISCO	06/14/08 06:15	210.068	ISCO
05/13/08 17:30	81.141	ISCO	06/04/08 04:30	2231.783	ISCO	06/14/08 09:15	186.856	ISCO
05/13/08 20:30	80.299	ISCO	06/04/08 06:51	2768.278	DH-76	06/14/08 12:00	169.676	ISCO
05/13/08 23:30	86.559	ISCO	06/04/08 07:30	2380.913	ISCO	06/14/08 12:15	168.626	ISCO
05/14/08 02:30	96.969	ISCO	06/04/08 10:15	1157.843	ISCO	06/14/08 15:15	145.269	ISCO
05/14/08 05:30	95.686	ISCO	06/04/08 10:30	1104.561	ISCO	06/14/08 18:15	134.399	ISCO
05/14/08 08:30	94.081	ISCO	06/04/08 12:00	876.818	ISCO	06/14/08 21:15	120.766	ISCO

**Table C3. (Continued)**

Date/Time (CST)	SSC (mg/L)	Sampling Method	Date/Time (CST)	SSC (mg/L)	Sampling Method	Date/Time (CST)	SSC (mg/L)	Sampling Method
06/15/08 00:15	114.913	ISCO	07/11/08 16:30	1705.680	ISCO	09/12/08 21:15	111.783	ISCO
06/15/08 03:15	112.790	ISCO	07/11/08 19:30	987.641	ISCO	09/12/08 23:30	409.398	ISCO
06/15/08 06:15	115.487	ISCO	07/11/08 22:30	560.867	ISCO	09/13/08 00:00	3950.474	ISCO
06/15/08 09:15	107.318	ISCO	07/12/08 01:30	329.292	ISCO	09/13/08 01:30	5268.707	ISCO
06/15/08 12:00	94.773	ISCO	07/12/08 05:30	377.613	ISCO	09/13/08 02:30	5379.218	ISCO
06/15/08 12:15	93.528	ISCO	07/12/08 06:15	1561.541	ISCO	09/13/08 03:15	4022.917	ISCO
06/15/08 15:15	2401.527	ISCO	07/12/08 08:30	2094.193	ISCO	09/13/08 05:00	2560.664	ISCO
06/15/08 18:15	1718.868	ISCO	07/12/08 11:30	1940.677	ISCO	09/13/08 06:15	2078.697	ISCO
06/15/08 21:15	784.256	ISCO	07/12/08 12:00	1702.681	ISCO	09/13/08 08:15	1614.028	ISCO
06/16/08 00:15	489.437	ISCO	07/12/08 14:30	716.805	ISCO	09/13/08 09:15	1438.587	ISCO
06/16/08 03:15	236.916	ISCO	07/12/08 17:30	415.958	ISCO	09/13/08 12:00	1155.744	ISCO
06/16/08 06:15	181.262	ISCO	07/12/08 20:30	279.882	ISCO	09/13/08 12:15	1238.667	ISCO
06/16/08 09:15	141.175	ISCO	07/12/08 23:30	198.140	ISCO	09/13/08 13:30	1814.922	ISCO
06/17/08 07:16	77.359	DIP	07/13/08 02:30	164.625	ISCO	09/13/08 18:15	1835.589	ISCO
06/17/08 12:00	69.278	ISCO	07/13/08 05:30	145.039	ISCO	09/13/08 20:15	1430.433	ISCO
06/18/08 12:00	59.189	ISCO	07/13/08 08:30	139.024	ISCO	09/13/08 21:15	1099.744	ISCO
06/19/08 12:00	48.259	ISCO	07/13/08 12:00	131.801	ISCO	09/14/08 00:15	762.551	ISCO
06/20/08 12:00	37.640	ISCO	07/14/08 12:00	61.995	ISCO	09/14/08 03:15	679.720	ISCO
06/21/08 12:00	36.673	ISCO	07/15/08 08:25	67.426	GRAB	09/14/08 09:16	1132.786	DH-76
06/22/08 12:00	30.092	ISCO	07/15/08 12:00	81.886	ISCO	09/14/08 09:30	1056.940	ISCO
06/23/08 12:00	22.549	ISCO	07/16/08 12:00	81.384	ISCO	09/14/08 12:00	1019.151	ISCO
06/24/08 07:05	29.204	GRAB	07/17/08 12:00	70.398	ISCO	09/14/08 12:30	1045.774	ISCO
06/24/08 12:00	35.777	ISCO	07/18/08 12:00	71.518	ISCO	09/14/08 15:30	889.017	ISCO
06/25/08 12:00	56.040	ISCO	07/19/08 12:00	55.107	ISCO	09/14/08 17:30	773.205	ISCO
06/26/08 04:30	314.003	ISCO	07/20/08 12:00	56.340	ISCO	09/14/08 18:30	717.993	ISCO
06/26/08 07:30	234.023	ISCO	07/21/08 12:00	56.498	ISCO	09/14/08 21:30	560.680	ISCO
06/26/08 10:30	270.814	ISCO	07/22/08 12:02	35.618	GRAB	09/15/08 00:30	456.377	ISCO
06/26/08 12:00	225.224	ISCO	07/23/08 12:00	37.873	ISCO	09/15/08 03:30	331.060	ISCO
06/26/08 13:30	213.782	ISCO	07/24/08 12:00	36.726	ISCO	09/15/08 06:30	308.307	ISCO
06/26/08 16:30	104.939	ISCO	07/25/08 12:00	35.431	ISCO	09/15/08 09:11	288.766	DH-76
06/26/08 19:30	99.517	ISCO	07/26/08 12:00	22.994	ISCO	09/15/08 09:30	258.859	ISCO
06/27/08 08:00	150.309	ISCO	07/28/08 12:00	30.900	ISCO	09/15/08 12:00	234.916	ISCO
06/27/08 09:30	1802.004	ISCO	07/29/08 07:18	34.965	GRAB	09/15/08 12:30	217.701	ISCO
06/27/08 11:00	2744.210	ISCO	07/29/08 12:00	30.952	ISCO	09/16/08 06:30	152.843	ISCO
06/27/08 12:00	1479.742	ISCO	07/30/08 12:00	26.964	ISCO	09/16/08 07:22	152.658	DH-76
06/27/08 17:00	790.751	ISCO	07/31/08 12:00	31.714	ISCO	09/16/08 07:30	147.600	ISCO
06/27/08 20:00	421.784	ISCO	08/03/08 12:00	16.456	ISCO	09/16/08 10:30	130.222	ISCO
06/27/08 23:00	272.218	ISCO	08/04/08 07:14	55.499	GRAB	09/17/08 04:30	93.028	ISCO
06/28/08 02:00	203.523	ISCO	08/04/08 12:00	15.637	ISCO	09/17/08 07:30	92.433	ISCO
06/28/08 05:00	168.019	ISCO	08/05/08 12:00	41.881	ISCO	09/17/08 10:30	84.596	ISCO
06/28/08 08:00	142.563	ISCO	08/12/08 07:16	31.468	GRAB	09/21/08 12:00	33.801	ISCO
06/28/08 11:00	285.347	ISCO	08/20/08 06:36	28.232	GRAB	09/22/08 12:00	28.018	ISCO
06/28/08 12:00	145.223	ISCO	08/26/08 07:21	17.425	GRAB	09/23/08 07:24	38.268	GRAB
06/28/08 14:00	107.594	ISCO	08/28/08 16:30	116.397	ISCO	10/01/08 07:16	22.089	GRAB
06/29/08 12:00	57.030	ISCO	08/28/08 19:30	67.786	ISCO	10/01/08 12:00	12.089	ISCO
07/01/08 07:20	53.500	GRAB	08/28/08 22:30	98.354	ISCO	10/02/08 12:00	7.123	ISCO
07/01/08 12:00	60.699	ISCO	09/02/08 08:23	13.824	GRAB	10/03/08 12:00	13.077	ISCO
07/02/08 12:00	57.370	ISCO	09/04/08 12:00	71.453	ISCO	10/06/08 08:18	10.865	GRAB
07/03/08 12:00	51.858	ISCO	09/04/08 12:30	96.403	ISCO	10/09/08 12:00	22.356	ISCO
07/04/08 12:00	47.069	ISCO	09/04/08 12:46	141.314	DIP	10/14/08 07:16	13.201	GRAB
07/05/08 12:00	30.836	ISCO	09/04/08 18:30	502.084	ISCO	10/14/08 12:00	6.653	ISCO
07/06/08 12:00	26.673	ISCO	09/04/08 21:30	448.228	ISCO	10/15/08 12:00	46.977	ISCO
07/07/08 12:00	31.503	ISCO	09/05/08 03:46	207.585	DIP	10/16/08 12:00	26.008	ISCO
07/08/08 07:30	191.878	ISCO	09/05/08 06:30	190.098	ISCO	10/17/08 12:00	24.946	ISCO
07/08/08 10:03	552.848	DIP	09/05/08 09:30	235.066	ISCO	10/18/08 12:00	12.335	ISCO
07/08/08 10:30	596.520	ISCO	09/05/08 12:00	243.205	ISCO	10/19/08 12:00	5.420	ISCO
07/08/08 12:00	640.053	ISCO	09/05/08 12:30	232.894	ISCO	10/20/08 12:00	5.959	ISCO
07/08/08 13:30	598.171	ISCO	09/05/08 15:30	212.397	ISCO	10/21/08 07:26	4.713	GRAB
07/08/08 16:30	664.601	ISCO	09/05/08 18:30	190.584	ISCO	10/21/08 12:00	5.610	ISCO
07/08/08 19:30	1064.895	ISCO	09/08/08 17:15	102.456	ISCO	10/22/08 12:00	7.103	ISCO
07/08/08 22:30	980.935	ISCO	09/08/08 20:15	194.304	ISCO	10/23/08 12:00	8.039	ISCO
07/09/08 07:17	284.357	GRAB	09/08/08 23:15	294.911	ISCO	10/24/08 12:00	49.180	ISCO
07/09/08 12:00	174.332	ISCO	09/09/08 09:20	190.174	GRAB	10/25/08 12:00	7.178	ISCO
07/10/08 12:00	95.250	ISCO	09/10/08 07:25	111.552	GRAB	10/26/08 12:00	4.456	ISCO
07/11/08 12:00	154.205	ISCO	09/10/08 12:00	71.826	ISCO	10/27/08 12:00	2.879	ISCO
07/11/08 13:30	226.613	ISCO	09/11/08 12:00	45.226	ISCO	10/28/08 07:31	7.102	GRAB
07/11/08 14:30	3932.965	ISCO	09/12/08 12:00	44.586	ISCO	10/28/08 12:00	13.242	ISCO



**Table C3. (Continued)**

Date/Time (CST)	SSC (mg/L)	Sampling Method	Date/Time (CST)	SSC (mg/L)	Sampling Method	Date/Time (CST)	SSC (mg/L)	Sampling Method
10/29/08 12:00	8.998	ISCO	02/11/09 11:45	1399.980	ISCO	03/10/09 02:30	4490.127	ISCO
10/30/08 12:00	7.298	ISCO	02/11/09 12:00	1811.136	ISCO	03/10/09 02:45	4504.800	ISCO
10/31/08 12:00	8.579	ISCO	02/11/09 14:45	2664.297	ISCO	03/10/09 03:30	4947.307	ISCO
11/01/08 12:00	7.278	ISCO	02/11/09 16:10	4001.474	ISCO	03/10/09 04:45	4656.833	ISCO
11/02/08 12:00	6.619	ISCO	02/11/09 16:11	4570.651	DH-76	03/10/09 05:45	3995.575	ISCO
11/03/08 12:00	7.045	ISCO	02/11/09 16:23	4841.381	DH-76	03/10/09 07:13	3553.842	DH-76
11/04/08 08:31	11.865	GRAB	02/11/09 16:24	4421.556	ISCO	03/10/09 08:45	2619.619	ISCO
11/04/08 12:00	7.584	ISCO	02/11/09 16:45	3860.550	ISCO	03/10/09 11:45	2414.862	ISCO
11/05/08 12:00	5.684	ISCO	02/11/09 17:45	4792.868	ISCO	03/10/09 12:00	2463.998	ISCO
11/06/08 12:00	5.130	ISCO	02/11/09 20:45	6018.207	ISCO	03/10/09 14:45	2074.308	ISCO
11/07/08 12:00	4.568	ISCO	02/11/09 23:45	3717.537	ISCO	03/10/09 16:45	1740.006	ISCO
11/08/08 12:00	4.308	ISCO	02/12/09 08:45	538.818	ISCO	03/10/09 17:45	1726.753	ISCO
11/10/08 09:37	23.158	GRAB	02/12/09 10:46	437.879	DH-76	03/10/09 20:45	1432.397	ISCO
11/10/08 12:00	7.984	ISCO	02/12/09 11:45	377.021	ISCO	03/10/09 23:45	1250.594	ISCO
11/11/08 12:00	10.488	ISCO	02/12/09 12:00	366.776	ISCO	03/11/09 02:45	1237.568	ISCO
11/12/08 12:00	14.119	ISCO	02/12/09 14:45	318.606	ISCO	03/11/09 07:16	692.931	DH-76
11/13/08 12:00	9.514	ISCO	02/12/09 17:45	231.074	ISCO	03/11/09 16:42	463.227	DH-76
11/14/08 12:00	13.145	ISCO	02/17/09 08:26	19.949	GRAB	03/12/09 11:36	284.425	DH-76
11/15/08 12:00	6.064	ISCO	02/25/09 08:17	32.734	GRAB	03/16/09 08:27	71.331	DIP
11/16/08 12:00	9.869	ISCO	02/26/09 18:45	2854.885	ISCO	03/16/09 12:00	66.713	ISCO
11/17/08 12:00	9.629	ISCO	02/26/09 19:15	5752.727	ISCO	03/16/09 15:45	83.525	ISCO
11/18/08 08:20	15.540	GRAB	02/26/09 19:45	10321.870	ISCO	03/16/09 18:45	115.834	ISCO
11/18/08 12:00	25.964	ISCO	02/26/09 20:15	13632.002	ISCO	03/16/09 21:45	112.939	ISCO
11/19/08 12:00	16.654	ISCO	02/26/09 21:00	11568.152	ISCO	03/17/09 00:45	95.555	ISCO
11/20/08 12:00	8.448	ISCO	02/26/09 23:15	11783.645	ISCO	03/17/09 03:45	99.632	ISCO
11/24/08 09:25	8.672	GRAB	02/27/09 01:45	5711.472	ISCO	03/17/09 06:45	92.949	ISCO
11/24/08 12:00	20.783	ISCO	02/27/09 02:15	5512.945	ISCO	03/17/09 09:45	84.182	ISCO
11/27/08 12:00	12.851	ISCO	02/27/09 03:00	5437.818	ISCO	03/17/09 12:00	75.688	ISCO
11/28/08 12:00	17.920	ISCO	02/27/09 04:30	4408.276	ISCO	03/17/09 12:45	77.992	ISCO
11/29/08 12:00	10.361	ISCO	02/27/09 05:15	3939.914	ISCO	03/18/09 12:00	68.326	ISCO
11/30/08 12:00	7.701	ISCO	02/27/09 12:00	2433.516	ISCO	03/24/09 07:28	104.502	GRAB
12/01/08 12:00	7.657	ISCO	02/27/09 14:15	1146.648	ISCO	03/24/09 12:00	211.266	ISCO
12/02/08 08:20	22.405	GRAB	02/27/09 17:15	881.550	ISCO	03/24/09 12:30	261.315	ISCO
12/09/08 08:11	10.977	GRAB	03/03/09 08:15	59.255	GRAB	03/24/09 15:30	1512.521	ISCO
12/16/08 16:42	11.594	DH-76	03/07/09 12:00	120.664	ISCO	03/24/09 18:30	2860.048	ISCO
12/22/08 08:11	28.081	GRAB	03/07/09 20:45	98.790	ISCO	03/24/09 20:00	4233.455	ISCO
12/27/08 11:05	2087.159	DH-76	03/08/09 01:45	2165.734	ISCO	03/24/09 21:30	4455.870	ISCO
12/27/08 11:45	1959.152	ISCO	03/08/09 02:30	7139.746	ISCO	03/25/09 00:30	3564.184	ISCO
12/27/08 14:00	2753.707	ISCO	03/08/09 02:45	7568.084	ISCO	03/25/09 03:30	1891.648	ISCO
12/27/08 14:45	3065.859	ISCO	03/08/09 03:30	10150.633	ISCO	03/25/09 06:30	1369.595	ISCO
12/27/08 17:45	2928.968	ISCO	03/08/09 03:53	10549.502	DH-76	03/25/09 09:30	1134.998	ISCO
12/27/08 20:15	2538.080	ISCO	03/08/09 04:15	10398.352	ISCO	03/25/09 12:00	873.105	ISCO
12/27/08 20:45	2469.759	ISCO	03/08/09 05:30	10090.906	ISCO	03/25/09 12:30	592.982	ISCO
12/27/08 22:00	2307.606	ISCO	03/08/09 05:45	8985.341	ISCO	03/25/09 15:30	602.794	ISCO
12/27/08 23:15	2123.530	ISCO	03/08/09 08:45	5075.223	ISCO	03/25/09 18:30	466.586	ISCO
12/27/08 23:45	2014.476	ISCO	03/08/09 11:27	4957.851	ISCO	03/25/09 21:30	432.727	ISCO
12/28/08 02:45	1573.755	ISCO	03/08/09 11:45	5692.204	ISCO	03/26/09 00:30	386.153	ISCO
12/28/08 08:41	902.874	DH-76	03/08/09 12:00	6502.946	ISCO	03/26/09 03:30	318.601	ISCO
12/28/08 12:00	564.314	ISCO	03/08/09 14:45	5616.688	ISCO	03/26/09 06:30	292.820	ISCO
12/28/08 14:45	476.252	ISCO	03/08/09 17:45	3607.050	ISCO	03/26/09 09:30	230.812	ISCO
12/28/08 17:45	592.087	ISCO	03/08/09 19:00	3398.839	ISCO	03/26/09 12:00	197.053	ISCO
12/28/08 20:45	512.978	ISCO	03/08/09 20:00	3380.668	ISCO	03/26/09 12:30	179.151	ISCO
12/29/08 06:35	268.610	DH-76	03/08/09 20:45	3337.828	ISCO	03/26/09 15:30	175.158	ISCO
12/29/08 11:45	219.322	ISCO	03/08/09 21:11	3538.445	DH-76	03/26/09 18:30	166.865	ISCO
01/06/09 08:22	40.454	GRAB	03/08/09 22:15	3289.351	ISCO	03/26/09 21:30	163.773	ISCO
01/13/09 08:22	38.519	GRAB	03/08/09 23:45	2672.038	ISCO	03/30/09 08:24	256.486	DH-76
01/20/09 09:47	43.634	GRAB	03/09/09 02:45	2049.799	ISCO	03/30/09 12:00	212.127	ISCO
01/27/09 15:19	81.558	GRAB	03/09/09 05:45	1592.656	ISCO	03/30/09 14:15	232.523	ISCO
02/03/09 08:18	13.498	GRAB	03/09/09 07:16	1321.718	DH-76	03/30/09 17:15	223.732	ISCO
02/10/09 08:21	73.146	GRAB	03/09/09 08:45	1384.505	ISCO	03/30/09 20:15	200.404	ISCO
02/10/09 12:00	111.393	ISCO	03/09/09 11:45	1316.633	ISCO	03/30/09 23:15	213.276	ISCO
02/10/09 12:15	114.387	ISCO	03/09/09 14:45	1036.509	ISCO	03/31/09 02:15	195.640	ISCO
02/10/09 15:15	108.320	ISCO	03/09/09 17:45	972.374	ISCO	03/31/09 05:15	193.822	ISCO
02/10/09 18:15	108.229	ISCO	03/09/09 20:45	892.059	ISCO	03/31/09 08:15	222.474	ISCO
02/10/09 21:15	106.487	ISCO	03/09/09 23:45	912.234	ISCO	03/31/09 11:15	226.836	ISCO
02/11/09 08:04	284.396	DIP	03/10/09 01:15	1888.304	ISCO	03/31/09 12:00	189.855	ISCO
02/11/09 08:45	358.075	ISCO	03/10/09 02:00	3331.090	ISCO	03/31/09 14:15	167.190	ISCO

**Table C3. (Continued)**

Date/Time (CST)	SSC (mg/L)	Sampling Method	Date/Time (CST)	SSC (mg/L)	Sampling Method	Date/Time (CST)	SSC (mg/L)	Sampling Method
03/31/09 17:15	158.539	ISCO	04/22/09 19:15	41.682	ISCO	05/13/09 14:15	2796.917	ISCO
03/31/09 20:15	170.292	ISCO	04/22/09 22:15	45.249	ISCO	05/13/09 17:15	2452.191	ISCO
03/31/09 23:15	139.038	ISCO	04/27/09 12:04	68.190	DIP	05/13/09 20:15	1215.468	ISCO
04/01/09 02:15	146.725	ISCO	04/27/09 19:00	441.489	ISCO	05/13/09 21:30	2696.554	ISCO
04/01/09 05:15	114.507	ISCO	04/27/09 22:00	2261.010	ISCO	05/13/09 22:02	3671.717	DH-76
04/01/09 08:15	106.713	ISCO	04/28/09 01:00	2067.933	ISCO	05/13/09 22:15	4647.193	ISCO
04/01/09 11:15	92.621	ISCO	04/28/09 04:00	1496.645	ISCO	05/13/09 23:00	4787.326	ISCO
04/01/09 12:00	92.150	ISCO	04/28/09 07:11	628.664	DH-76	05/13/09 23:15	4325.352	ISCO
04/01/09 14:15	90.039	ISCO	04/28/09 12:00	433.544	ISCO	05/14/09 02:15	3700.878	ISCO
04/01/09 17:15	90.873	ISCO	04/28/09 13:00	341.823	ISCO	05/14/09 03:45	2688.691	ISCO
04/01/09 20:15	83.219	ISCO	04/28/09 16:00	346.192	ISCO	05/14/09 05:00	2639.111	ISCO
04/01/09 23:15	76.699	ISCO	04/28/09 19:00	264.393	ISCO	05/14/09 05:15	2373.836	ISCO
04/07/09 06:31	63.162	GRAB	04/28/09 22:00	219.733	ISCO	05/14/09 07:25	1368.562	DH-76
04/08/09 12:00	24.929	ISCO	04/29/09 01:00	187.049	ISCO	05/14/09 07:45	1499.440	ISCO
04/13/09 06:45	176.227	ISCO	04/29/09 04:00	185.802	ISCO	05/14/09 08:15	1127.836	ISCO
04/13/09 09:45	1719.696	ISCO	04/29/09 07:00	182.545	ISCO	05/14/09 11:15	945.653	ISCO
04/13/09 12:00	2422.362	ISCO	04/29/09 10:00	142.157	ISCO	05/14/09 12:00	699.755	ISCO
04/13/09 12:45	1578.438	ISCO	04/29/09 12:00	106.333	ISCO	05/14/09 14:15	647.961	ISCO
04/13/09 15:45	1053.335	ISCO	04/29/09 13:00	95.065	ISCO	05/14/09 17:15	527.009	ISCO
04/13/09 18:45	924.892	ISCO	04/29/09 16:00	84.505	ISCO	05/14/09 20:15	379.476	ISCO
04/14/09 00:45	220.305	ISCO	04/29/09 19:00	99.158	ISCO	05/14/09 23:15	300.658	ISCO
04/14/09 03:45	171.615	ISCO	04/29/09 22:00	96.786	ISCO	05/15/09 02:15	273.716	ISCO
04/14/09 06:45	140.828	ISCO	04/30/09 01:00	104.641	ISCO	05/15/09 05:15	250.913	ISCO
04/14/09 07:54	109.646	DH-76	04/30/09 03:45	929.968	ISCO	05/15/09 08:15	462.007	ISCO
04/14/09 09:45	99.423	ISCO	04/30/09 04:00	2452.560	ISCO	05/15/09 08:45	1071.027	ISCO
04/14/09 12:00	98.994	ISCO	04/30/09 05:00	5674.187	ISCO	05/15/09 09:15	2656.722	ISCO
04/14/09 12:45	82.443	ISCO	04/30/09 05:30	6376.346	ISCO	05/15/09 09:30	2998.267	ISCO
04/14/09 15:45	68.316	ISCO	04/30/09 06:15	6984.059	ISCO	05/15/09 09:45	3518.583	ISCO
04/14/09 18:45	62.876	ISCO	04/30/09 07:00	6809.884	ISCO	05/15/09 10:00	3830.211	ISCO
04/14/09 21:45	75.593	ISCO	04/30/09 10:00	3460.054	ISCO	05/15/09 10:15	4114.985	ISCO
04/15/09 00:45	63.724	ISCO	04/30/09 11:30	2872.761	ISCO	05/15/09 10:45	4512.491	ISCO
04/15/09 03:45	58.745	ISCO	04/30/09 12:00	2764.502	ISCO	05/15/09 11:15	4803.697	ISCO
04/15/09 09:45	41.982	ISCO	04/30/09 13:00	2506.915	ISCO	05/15/09 12:00	4067.272	ISCO
04/15/09 12:00	38.465	ISCO	04/30/09 14:15	2305.383	ISCO	05/15/09 14:15	2570.138	ISCO
04/15/09 12:45	34.371	ISCO	04/30/09 16:00	1790.766	ISCO	05/15/09 17:15	1650.929	ISCO
04/16/09 12:00	42.642	ISCO	04/30/09 22:00	1068.862	ISCO	05/15/09 20:15	1355.545	ISCO
04/17/09 12:00	19.111	ISCO	05/01/09 01:00	996.134	ISCO	05/15/09 22:45	1222.885	ISCO
04/18/09 12:00	18.712	ISCO	05/01/09 04:00	831.513	ISCO	05/15/09 23:15	1206.651	ISCO
04/19/09 12:00	73.624	ISCO	05/01/09 04:58	614.702	DH-76	05/16/09 02:00	1326.284	ISCO
04/19/09 13:30	188.490	ISCO	05/01/09 05:01	579.430	ISCO	05/16/09 02:15	1390.652	ISCO
04/19/09 19:30	909.213	ISCO	05/01/09 07:00	636.279	ISCO	05/16/09 03:30	1666.269	ISCO
04/19/09 22:30	1643.817	ISCO	05/01/09 10:00	596.749	ISCO	05/16/09 04:30	1734.700	ISCO
04/20/09 01:30	1269.876	ISCO	05/01/09 12:00	483.920	ISCO	05/16/09 05:15	1746.877	ISCO
04/20/09 04:30	878.810	ISCO	05/01/09 13:00	397.724	ISCO	05/16/09 06:45	1661.674	ISCO
04/20/09 07:28	410.721	DH-76	05/01/09 16:00	409.125	ISCO	05/16/09 12:56	1040.844	ISCO
04/20/09 10:15	403.574	ISCO	05/01/09 19:00	347.652	ISCO	05/16/09 12:57	1076.203	DH-76
04/20/09 12:00	251.617	ISCO	05/01/09 22:00	329.467	ISCO	05/16/09 13:07	990.395	DH-76
04/20/09 13:15	205.203	ISCO	05/02/09 01:00	271.708	ISCO	05/16/09 13:09	949.999	ISCO
04/20/09 16:15	164.333	ISCO	05/02/09 04:00	230.172	ISCO	05/16/09 14:15	945.495	ISCO
04/20/09 19:15	149.901	ISCO	05/02/09 07:00	209.086	ISCO	05/16/09 17:15	790.725	ISCO
04/20/09 22:15	176.570	ISCO	05/02/09 10:00	161.293	ISCO	05/16/09 20:15	673.378	ISCO
04/21/09 01:15	171.237	ISCO	05/02/09 12:00	149.325	ISCO	05/16/09 23:15	621.864	ISCO
04/21/09 04:15	156.426	ISCO	05/02/09 13:00	137.374	ISCO	05/17/09 08:15	474.570	ISCO
04/21/09 07:15	133.893	ISCO	05/02/09 16:00	142.821	ISCO	05/17/09 11:15	367.495	ISCO
04/21/09 10:15	138.480	ISCO	05/05/09 07:20	66.040	DIP	05/17/09 11:45	293.271	ISCO
04/21/09 12:00	92.539	ISCO	05/05/09 12:00	137.732	ISCO	05/17/09 12:00	283.737	ISCO
04/21/09 13:15	79.450	ISCO	05/06/09 12:00	92.400	ISCO	05/17/09 14:45	317.388	ISCO
04/21/09 16:15	66.979	ISCO	05/07/09 12:00	85.632	ISCO	05/17/09 17:45	275.291	ISCO
04/21/09 19:15	79.278	ISCO	05/08/09 12:00	69.852	ISCO	05/17/09 20:45	274.904	ISCO
04/21/09 22:15	85.705	ISCO	05/09/09 12:00	90.996	ISCO	05/17/09 23:45	252.631	ISCO
04/22/09 01:15	76.016	ISCO	05/10/09 12:00	47.767	ISCO	05/18/09 02:45	221.169	ISCO
04/22/09 04:15	69.666	ISCO	05/11/09 12:00	47.992	ISCO	05/18/09 05:45	212.634	ISCO
04/22/09 07:15	68.534	ISCO	05/12/09 07:37	86.132	GRAB	05/18/09 08:45	200.828	ISCO
04/22/09 10:15	48.903	ISCO	05/12/09 12:00	27.769	ISCO	05/18/09 11:45	176.164	ISCO
04/22/09 12:00	38.556	ISCO	05/13/09 08:15	93.572	ISCO	05/18/09 12:00	139.206	ISCO
04/22/09 13:15	38.683	ISCO	05/13/09 11:15	1298.240	ISCO	05/19/09 07:24	86.594	DIP
04/22/09 16:15	37.268	ISCO	05/13/09 13:15	2092.806	ISCO	05/19/09 12:00	170.674	ISCO

**Table C3. (Continued)**

Date/Time (CST)	SSC (mg/L)	Sampling Method	Date/Time (CST)	SSC (mg/L)	Sampling Method	Date/Time (CST)	SSC (mg/L)	Sampling Method
05/20/09 12:00	220.809	ISCO	06/19/09 16:45	1243.620	ISCO	07/11/09 05:45	210.653	ISCO
05/21/09 12:00	101.037	ISCO	06/19/09 17:15	5257.142	ISCO	07/11/09 08:45	153.771	ISCO
05/22/09 12:00	112.245	ISCO	06/22/09 08:21	1247.208	DH-76	07/14/09 07:05	107.599	DIP
05/23/09 12:00	95.737	ISCO	06/22/09 08:45	1115.074	ISCO	07/14/09 12:00	103.936	ISCO
05/24/09 12:00	87.066	ISCO	06/22/09 11:45	1476.519	ISCO	07/15/09 12:00	97.287	ISCO
05/25/09 12:00	64.865	ISCO	06/22/09 12:00	1473.925	ISCO	07/16/09 12:00	52.610	ISCO
05/26/09 08:31	54.460	GRAB	06/22/09 14:45	619.135	ISCO	07/17/09 12:00	75.477	ISCO
05/26/09 12:00	63.602	ISCO	06/22/09 17:45	365.065	ISCO	07/18/09 12:00	70.598	ISCO
05/27/09 12:00	50.407	ISCO	06/22/09 20:45	235.685	ISCO	07/19/09 12:00	74.627	ISCO
05/28/09 12:00	43.385	ISCO	06/22/09 23:45	192.860	ISCO	07/20/09 07:04	78.481	DIP
05/30/09 12:00	53.732	ISCO	06/23/09 12:00	136.060	ISCO	07/20/09 12:00	73.133	ISCO
05/31/09 12:00	38.709	ISCO	06/24/09 12:00	114.839	ISCO	07/21/09 12:00	67.636	ISCO
06/01/09 12:00	33.100	ISCO	06/25/09 12:00	129.654	ISCO	07/22/09 12:00	77.536	ISCO
06/01/09 18:15	511.197	ISCO	06/26/09 12:00	80.843	ISCO	07/23/09 12:00	84.312	ISCO
06/01/09 22:00	6376.840	ISCO	06/27/09 12:00	79.776	ISCO	07/24/09 12:00	63.717	ISCO
06/02/09 00:15	7215.129	ISCO	06/27/09 20:30	878.459	ISCO	07/24/09 23:30	248.507	ISCO
06/02/09 03:15	3847.234	ISCO	06/28/09 02:30	2109.636	ISCO	07/25/09 02:30	1273.195	ISCO
06/02/09 06:15	1919.850	ISCO	06/28/09 05:30	1208.896	ISCO	07/25/09 05:30	2430.145	ISCO
06/02/09 06:56	1230.783	DH-76	06/28/09 08:30	1385.632	ISCO	07/25/09 08:30	1372.440	ISCO
06/02/09 09:15	868.130	ISCO	06/28/09 09:15	1368.302	ISCO	07/25/09 11:30	1342.988	ISCO
06/02/09 12:00	552.716	ISCO	06/28/09 12:00	738.203	ISCO	07/25/09 14:30	1224.190	ISCO
06/02/09 12:15	451.325	ISCO	06/28/09 12:15	672.734	ISCO	07/25/09 17:30	542.555	ISCO
06/02/09 15:15	343.862	ISCO	06/28/09 15:15	330.111	ISCO	07/26/09 12:00	90.517	ISCO
06/02/09 18:15	223.270	ISCO	06/28/09 18:15	207.979	ISCO	07/27/09 07:02	114.527	DIP
06/02/09 21:15	175.534	ISCO	06/28/09 21:15	150.128	ISCO	07/27/09 12:00	74.783	ISCO
06/03/09 00:15	166.096	ISCO	06/29/09 00:15	123.088	ISCO	07/28/09 12:00	140.909	ISCO
06/03/09 03:15	149.610	ISCO	06/29/09 07:01	107.235	DIP	07/29/09 12:00	58.561	ISCO
06/03/09 06:15	134.559	ISCO	06/29/09 12:00	100.266	ISCO	07/30/09 12:00	95.614	ISCO
06/03/09 09:15	120.905	ISCO	06/30/09 12:00	108.618	ISCO	07/31/09 12:00	24.936	ISCO
06/03/09 12:00	94.438	ISCO	07/01/09 12:00	84.882	ISCO	08/01/09 12:00	82.063	ISCO
06/03/09 12:15	84.771	ISCO	07/02/09 12:00	73.352	ISCO	08/02/09 12:00	66.423	ISCO
06/04/09 12:00	122.972	ISCO	07/03/09 12:00	83.718	ISCO	08/03/09 12:00	46.679	ISCO
06/05/09 12:00	78.866	ISCO	07/04/09 11:45	132.212	ISCO	08/04/09 07:02	97.644	GRAB
06/06/09 12:00	92.660	ISCO	07/04/09 12:00	148.720	ISCO	08/04/09 12:00	82.196	ISCO
06/07/09 12:00	73.325	ISCO	07/04/09 14:45	375.093	ISCO	08/05/09 12:00	81.528	ISCO
06/08/09 12:00	137.955	ISCO	07/04/09 17:45	537.100	ISCO	08/06/09 12:00	57.513	ISCO
06/09/09 07:01	77.777	GRAB	07/04/09 20:45	349.338	ISCO	08/07/09 12:00	68.381	ISCO
06/09/09 12:00	85.288	ISCO	07/04/09 23:45	218.777	ISCO	08/07/09 14:30	285.161	ISCO
06/10/09 12:00	109.641	ISCO	07/05/09 02:45	193.278	ISCO	08/07/09 17:30	930.225	ISCO
06/11/09 12:00	140.481	ISCO	07/05/09 05:45	234.319	ISCO	08/07/09 20:30	1401.370	ISCO
06/12/09 12:00	84.644	ISCO	07/05/09 08:45	203.402	ISCO	08/07/09 23:30	722.561	ISCO
06/13/09 12:00	105.201	ISCO	07/05/09 11:45	116.323	ISCO	08/08/09 02:30	376.406	ISCO
06/14/09 12:00	93.937	ISCO	07/05/09 12:00	107.955	ISCO	08/08/09 05:30	240.470	ISCO
06/15/09 12:00	94.047	ISCO	07/05/09 14:45	80.444	ISCO	08/08/09 08:30	146.749	ISCO
06/16/09 12:00	120.773	ISCO	07/06/09 12:00	60.995	ISCO	08/08/09 11:30	95.018	ISCO
06/17/09 06:33	83.252	GRAB	07/07/09 07:09	87.670	DIP	08/08/09 12:00	86.692	ISCO
06/17/09 12:00	67.748	ISCO	07/07/09 12:00	47.493	ISCO	08/09/09 12:00	48.057	ISCO
06/18/09 04:00	188.687	ISCO	07/08/09 12:00	69.043	ISCO	08/10/09 12:00	35.187	ISCO
06/18/09 05:15	5121.583	ISCO	07/08/09 15:00	99.455	ISCO	08/11/09 07:09	77.676	GRAB
06/18/09 06:15	7739.434	ISCO	07/08/09 18:00	1071.076	ISCO	08/11/09 12:00	72.759	ISCO
06/18/09 06:45	8572.807	ISCO	07/08/09 21:00	1148.249	ISCO	08/12/09 12:00	78.309	ISCO
06/18/09 07:00	9883.154	ISCO	07/09/09 00:00	3872.560	ISCO	08/13/09 12:00	68.317	ISCO
06/18/09 10:00	4526.513	ISCO	07/09/09 03:00	1495.660	ISCO	08/14/09 12:00	73.339	ISCO
06/18/09 11:15	3430.637	ISCO	07/09/09 06:00	735.856	ISCO	08/15/09 12:00	48.795	ISCO
06/18/09 12:00	3142.374	ISCO	07/09/09 09:00	447.039	ISCO	08/16/09 12:00	70.014	ISCO
06/18/09 13:00	2705.023	ISCO	07/09/09 12:00	284.897	ISCO	08/17/09 12:00	86.198	ISCO
06/18/09 15:00	1674.724	ISCO	07/09/09 15:00	203.826	ISCO	08/17/09 15:00	108.114	ISCO
06/18/09 16:00	1434.707	ISCO	07/09/09 18:00	173.855	ISCO	08/17/09 18:00	91.072	ISCO
06/18/09 19:00	1103.001	ISCO	07/09/09 21:00	142.425	ISCO	08/17/09 21:00	92.939	ISCO
06/18/09 22:00	723.505	ISCO	07/10/09 00:00	125.242	ISCO	08/18/09 12:00	41.074	ISCO
06/19/09 01:00	513.573	ISCO	07/10/09 03:00	115.152	ISCO	08/18/09 14:41	32.864	GRAB
06/19/09 04:00	403.361	ISCO	07/10/09 11:45	162.183	ISCO	08/19/09 12:00	26.218	ISCO
06/19/09 07:00	343.310	ISCO	07/10/09 12:00	132.731	ISCO	08/19/09 15:15	91.088	ISCO
06/19/09 10:00	299.454	ISCO	07/10/09 14:45	200.687	ISCO	08/19/09 18:15	1178.124	ISCO
06/19/09 12:00	273.940	ISCO	07/10/09 17:45	315.304	ISCO	08/19/09 21:15	1351.353	ISCO
06/19/09 13:00	236.107	ISCO	07/10/09 20:45	276.734	ISCO	08/20/09 00:15	945.059	ISCO
06/19/09 16:00	193.791	ISCO	07/10/09 23:45	207.827	ISCO	08/20/09 03:15	323.369	ISCO

**Table C3. (Continued)**

Date/Time (CST)	SSC (mg/L)	Sampling Method	Date/Time (CST)	SSC (mg/L)	Sampling Method	Date/Time (CST)	SSC (mg/L)	Sampling Method
08/20/09 06:15	228.976	ISCO	10/20/09 12:00	31.976	ISCO	11/10/09 08:23	111.299	GRAB
08/20/09 09:15	178.294	ISCO	10/21/09 12:00	30.226	ISCO	11/10/09 12:00	69.726	ISCO
08/20/09 12:00	139.709	ISCO	10/22/09 12:00	22.191	ISCO	11/11/09 12:00	56.863	ISCO
08/20/09 12:15	120.705	ISCO	10/22/09 18:15	68.919	ISCO	11/12/09 12:00	64.064	ISCO
08/20/09 15:15	103.136	ISCO	10/23/09 00:15	665.883	ISCO	11/13/09 12:00	41.255	ISCO
08/20/09 18:15	98.992	ISCO	10/23/09 03:15	676.357	ISCO	11/14/09 12:00	39.757	ISCO
08/21/09 12:00	69.262	ISCO	10/23/09 06:15	457.829	ISCO	11/15/09 12:00	54.939	ISCO
08/22/09 12:00	60.908	ISCO	10/23/09 08:36	314.665	DH-76	11/16/09 12:00	50.453	ISCO
08/23/09 12:00	76.265	ISCO	10/23/09 09:15	302.421	ISCO	11/17/09 08:25	90.713	GRAB
08/24/09 12:00	61.229	ISCO	10/23/09 12:00	328.701	ISCO	11/17/09 12:00	60.094	ISCO
08/25/09 07:13	105.647	GRAB	10/23/09 12:15	322.827	ISCO	11/17/09 13:45	178.092	ISCO
08/25/09 12:00	78.664	ISCO	10/23/09 15:15	279.902	ISCO	11/17/09 16:45	249.898	ISCO
08/26/09 12:00	62.291	ISCO	10/23/09 18:15	182.969	ISCO	11/17/09 19:45	353.490	ISCO
08/27/09 12:00	60.364	ISCO	10/23/09 21:15	129.877	ISCO	11/17/09 22:45	263.581	ISCO
08/28/09 12:00	57.769	ISCO	10/24/09 00:15	97.854	ISCO	11/18/09 01:45	180.404	ISCO
08/29/09 12:00	24.162	ISCO	10/24/09 03:15	70.530	ISCO	11/18/09 04:45	129.616	ISCO
08/30/09 12:00	57.719	ISCO	10/24/09 09:15	55.208	ISCO	11/18/09 07:45	108.556	ISCO
08/31/09 12:00	53.403	ISCO	10/24/09 12:00	39.296	ISCO	11/18/09 08:09	89.432	DIP
09/01/09 12:00	51.513	ISCO	10/24/09 12:15	37.348	ISCO	11/18/09 11:00	104.951	ISCO
09/02/09 07:13	116.126	GRAB	10/24/09 15:15	33.204	ISCO	11/18/09 12:00	102.010	ISCO
09/02/09 12:00	73.112	ISCO	10/24/09 18:15	38.241	ISCO	11/18/09 14:00	87.740	ISCO
09/03/09 12:00	78.415	ISCO	10/24/09 21:15	31.395	ISCO	11/18/09 17:00	56.840	ISCO
09/04/09 12:00	49.660	ISCO	10/26/09 09:06	223.943	DH-76	11/18/09 20:00	54.458	ISCO
09/05/09 12:00	47.903	ISCO	10/26/09 18:00	114.241	ISCO	11/18/09 23:00	63.720	ISCO
09/06/09 12:00	54.360	ISCO	10/26/09 21:00	114.618	ISCO	11/19/09 02:00	50.078	ISCO
09/07/09 12:00	66.245	ISCO	10/27/09 00:00	103.785	ISCO	11/19/09 12:00	77.516	ISCO
09/08/09 12:00	53.252	ISCO	10/27/09 03:00	79.943	ISCO	11/20/09 12:00	71.010	ISCO
09/09/09 06:52	65.068	GRAB	10/27/09 06:00	62.013	ISCO	11/21/09 12:00	84.491	ISCO
09/09/09 12:00	78.753	ISCO	10/27/09 07:39	55.085	DIP	11/22/09 12:00	91.204	ISCO
09/10/09 12:00	72.450	ISCO	10/27/09 12:00	41.032	ISCO	11/23/09 12:00	70.296	ISCO
09/11/09 12:00	42.910	ISCO	10/28/09 12:00	97.677	ISCO	11/24/09 06:35	58.098	GRAB
09/12/09 12:00	64.223	ISCO	10/29/09 12:00	90.242	ISCO	11/24/09 18:45	203.673	ISCO
09/13/09 12:00	18.736	ISCO	10/29/09 18:30	143.507	ISCO	11/24/09 21:45	793.636	ISCO
09/14/09 12:00	59.042	ISCO	10/29/09 20:00	2238.207	ISCO	11/25/09 00:45	211.026	ISCO
09/15/09 06:11	94.118	GRAB	10/29/09 21:30	2067.379	ISCO	11/25/09 03:45	348.307	ISCO
09/15/09 12:00	67.283	ISCO	10/30/09 00:30	2286.557	ISCO	11/25/09 06:45	262.097	ISCO
09/21/09 12:00	81.316	ISCO	10/30/09 03:30	2236.888	ISCO	11/25/09 09:45	222.028	ISCO
09/21/09 14:52	73.291	GRAB	10/30/09 06:06	1443.539	DH-76	11/25/09 12:00	164.971	ISCO
09/22/09 12:00	104.647	ISCO	10/30/09 06:30	1410.949	ISCO	11/25/09 12:45	144.661	ISCO
09/23/09 12:00	62.921	ISCO	10/30/09 09:30	1247.024	ISCO	11/25/09 15:45	106.244	ISCO
09/24/09 12:00	47.281	ISCO	10/30/09 12:00	1128.473	ISCO	11/25/09 18:45	87.274	ISCO
09/25/09 12:00	39.270	ISCO	10/30/09 12:15	794.035	ISCO	11/25/09 21:45	79.561	ISCO
09/26/09 12:00	66.020	ISCO	10/30/09 12:16	837.559	DH-76	11/26/09 03:45	79.880	ISCO
09/27/09 12:00	74.802	ISCO	10/30/09 12:27	998.957	DH-76	11/26/09 06:45	76.021	ISCO
09/28/09 05:50	94.399	GRAB	10/30/09 12:28	775.128	ISCO	11/26/09 12:00	85.163	ISCO
10/01/09 12:00	71.598	ISCO	10/30/09 12:30	718.804	ISCO	11/26/09 12:45	56.581	ISCO
10/02/09 12:00	59.576	ISCO	10/30/09 15:30	711.023	ISCO	11/26/09 18:45	93.462	ISCO
10/03/09 12:00	33.236	ISCO	10/30/09 19:30	386.325	ISCO	12/01/09 07:48	78.914	GRAB
10/04/09 12:00	36.714	ISCO	10/30/09 21:30	280.303	ISCO	12/01/09 12:00	53.329	ISCO
10/05/09 12:00	59.718	ISCO	10/31/09 00:30	246.917	ISCO	12/02/09 12:00	59.905	ISCO
10/06/09 07:21	58.836	GRAB	10/31/09 03:30	202.265	ISCO	12/03/09 12:00	48.936	ISCO
10/06/09 12:00	69.824	ISCO	10/31/09 06:48	184.525	DH-76	12/06/09 12:00	138.860	ISCO
10/07/09 12:00	66.775	ISCO	10/31/09 07:00	93.918	ISCO	12/07/09 12:00	45.345	ISCO
10/08/09 12:00	43.634	ISCO	10/31/09 10:00	177.917	ISCO	12/08/09 08:27	124.107	GRAB
10/09/09 12:00	71.182	ISCO	10/31/09 12:00	147.731	ISCO	12/15/09 07:41	91.084	GRAB
10/10/09 12:00	24.462	ISCO	10/31/09 13:00	134.028	ISCO	12/21/09 07:18	106.826	GRAB
10/11/09 12:00	54.836	ISCO	10/31/09 16:00	126.548	ISCO	12/23/09 12:00	43.888	ISCO
10/12/09 12:00	54.138	ISCO	11/01/09 12:00	160.202	ISCO	12/23/09 20:00	149.212	ISCO
10/13/09 07:21	63.304	GRAB	11/02/09 12:00	130.754	ISCO	12/23/09 23:00	466.436	ISCO
10/13/09 12:00	76.496	ISCO	11/03/09 08:18	121.732	GRAB	12/24/09 02:00	622.411	ISCO
10/14/09 12:00	94.608	ISCO	11/03/09 12:00	59.261	ISCO	12/24/09 05:00	696.669	ISCO
10/15/09 12:00	79.177	ISCO	11/04/09 12:00	62.004	ISCO	12/24/09 07:05	484.574	DH-76
10/16/09 12:00	76.161	ISCO	11/05/09 12:00	70.460	ISCO	12/24/09 08:00	540.180	ISCO
10/17/09 12:00	84.984	ISCO	11/06/09 12:00	61.256	ISCO	12/24/09 11:00	462.989	ISCO
10/18/09 12:00	72.998	ISCO	11/07/09 12:00	57.127	ISCO	12/24/09 12:00	404.389	ISCO
10/19/09 07:26	107.831	GRAB	11/08/09 12:00	54.796	ISCO	12/24/09 14:00	500.713	ISCO
10/19/09 12:00	35.975	ISCO	11/09/09 12:00	85.414	ISCO	12/24/09 17:00	893.861	ISCO

**Table C3. (Continued)**

Date/Time (CST)	SSC (mg/L)	Sampling Method	Date/Time (CST)	SSC (mg/L)	Sampling Method	Date/Time (CST)	SSC (mg/L)	Sampling Method
12/24/09 19:30	2123.732	ISCO	03/14/10 08:31	661.013	DH-76	04/14/10 12:00	51.113	ISCO
12/24/09 20:00	2032.229	ISCO	03/14/10 09:45	530.838	ISCO	04/15/10 12:00	35.749	ISCO
12/24/09 21:00	3042.843	ISCO	03/14/10 12:00	525.724	ISCO	04/16/10 12:00	49.890	ISCO
12/24/09 22:00	3609.314	ISCO	03/14/10 12:45	505.641	ISCO	04/17/10 12:00	31.669	ISCO
12/24/09 23:00	3786.320	ISCO	03/14/10 15:45	445.638	ISCO	04/18/10 12:00	35.831	ISCO
12/25/09 02:00	3587.931	ISCO	03/14/10 18:45	422.610	ISCO	04/19/10 12:00	27.582	ISCO
12/25/09 05:00	2679.662	ISCO	03/14/10 21:45	380.007	ISCO	04/20/10 12:00	28.465	ISCO
12/25/09 08:00	2102.793	ISCO	03/15/10 00:45	343.085	ISCO	04/21/10 06:59	54.335	GRAB
12/25/09 11:00	1868.606	ISCO	03/15/10 07:29	287.876	DH-76	04/21/10 12:00	18.477	ISCO
12/25/09 12:00	1388.443	ISCO	03/15/10 08:51	251.488	ISCO	04/22/10 12:00	14.402	ISCO
12/25/09 16:00	1730.860	ISCO	03/15/10 12:00	189.884	ISCO	04/23/10 12:00	40.025	ISCO
12/29/09 17:54	97.135	DIP	03/16/10 06:47	166.760	DH-76	04/24/10 12:00	32.157	ISCO
01/05/10 07:41	116.174	GRAB	03/16/10 12:00	149.135	ISCO	04/24/10 20:45	411.179	ISCO
01/12/10 07:45	85.985	GRAB	03/17/10 12:00	110.358	ISCO	04/24/10 23:15	4059.630	ISCO
01/20/10 08:22	131.002	GRAB	03/18/10 12:00	106.866	ISCO	04/24/10 23:45	4763.710	ISCO
01/24/10 11:25	2644.907	DH-76	03/19/10 12:00	118.941	ISCO	04/25/10 00:45	5133.417	ISCO
01/24/10 11:45	2238.898	ISCO	03/20/10 12:00	84.484	ISCO	04/25/10 02:45	4291.718	ISCO
01/24/10 12:00	2262.863	ISCO	03/21/10 12:00	97.102	ISCO	04/25/10 05:45	2621.038	ISCO
01/24/10 13:45	2025.290	ISCO	03/21/10 17:15	303.069	ISCO	04/25/10 08:45	1430.602	ISCO
01/24/10 14:45	1940.247	ISCO	03/21/10 20:15	506.241	ISCO	04/25/10 12:00	937.927	ISCO
01/24/10 15:38	1869.510	ISCO	03/21/10 23:15	439.906	ISCO	04/25/10 14:45	713.526	ISCO
01/24/10 15:39	2167.469	DH-76	03/22/10 02:15	328.453	ISCO	04/25/10 17:45	567.982	ISCO
01/24/10 15:49	2079.657	DH-76	03/22/10 08:15	174.790	ISCO	04/25/10 20:45	482.230	ISCO
01/24/10 15:50	1806.826	ISCO	03/22/10 11:15	126.541	ISCO	04/25/10 23:45	415.583	ISCO
01/24/10 16:30	1743.269	ISCO	03/22/10 12:00	115.914	ISCO	04/26/10 02:45	357.281	ISCO
01/24/10 17:45	1613.613	ISCO	03/23/10 12:00	101.445	ISCO	04/26/10 05:45	314.876	ISCO
01/24/10 20:45	1212.292	ISCO	03/24/10 07:15	72.619	GRAB	04/26/10 08:48	255.772	DH-76
01/25/10 05:45	579.796	ISCO	03/24/10 12:00	73.651	ISCO	04/26/10 12:00	235.555	ISCO
01/25/10 08:16	546.483	DH-76	03/25/10 06:00	206.683	ISCO	04/27/10 06:42	131.154	DIP
01/25/10 12:00	410.426	ISCO	03/25/10 09:00	278.205	ISCO	04/27/10 12:00	154.187	ISCO
01/26/10 08:28	137.634	DIP	03/25/10 12:00	207.028	ISCO	04/28/10 12:00	135.838	ISCO
02/02/10 07:41	54.908	GRAB	03/25/10 15:00	168.064	ISCO	04/29/10 12:00	101.053	ISCO
02/09/10 07:46	79.495	GRAB	03/25/10 18:00	134.677	ISCO	04/30/10 12:00	89.662	ISCO
02/16/10 07:51	81.508	GRAB	03/26/10 12:00	81.258	ISCO	05/01/10 12:00	110.482	ISCO
02/23/10 07:46	34.822	GRAB	03/27/10 12:00	53.642	ISCO	05/02/10 12:00	52.150	ISCO
03/02/10 07:32	26.371	GRAB	03/28/10 12:00	59.948	ISCO	05/03/10 12:00	56.368	ISCO
03/09/10 07:26	129.095	DIP	03/29/10 12:00	60.909	ISCO	05/04/10 06:36	118.268	GRAB
03/09/10 12:00	145.093	ISCO	03/30/10 06:33	86.735	GRAB	05/04/10 12:00	71.530	ISCO
03/09/10 19:30	604.229	ISCO	03/30/10 12:00	70.985	ISCO	05/05/10 12:00	56.694	ISCO
03/09/10 22:30	671.386	ISCO	03/31/10 12:00	72.044	ISCO	05/06/10 12:00	65.021	ISCO
03/10/10 01:30	648.212	ISCO	04/01/10 12:00	74.193	ISCO	05/07/10 05:45	845.978	ISCO
03/10/10 04:30	2048.383	ISCO	04/02/10 12:00	65.818	ISCO	05/07/10 07:00	3371.989	ISCO
03/10/10 07:30	1741.830	ISCO	04/03/10 03:00	203.117	ISCO	05/07/10 07:45	5015.054	ISCO
03/10/10 10:05	1327.480	DH-76	04/03/10 06:00	204.643	ISCO	05/07/10 08:45	4468.697	ISCO
03/10/10 10:30	1241.830	ISCO	04/03/10 09:00	163.421	ISCO	05/07/10 10:02	4058.777	DH-76
03/10/10 12:00	958.810	ISCO	04/03/10 12:00	120.197	ISCO	05/07/10 11:45	2450.720	ISCO
03/10/10 13:30	776.908	ISCO	04/03/10 15:00	99.569	ISCO	05/07/10 12:00	2261.785	ISCO
03/10/10 16:30	585.914	ISCO	04/03/10 18:00	87.025	ISCO	05/07/10 13:45	1711.061	ISCO
03/10/10 19:30	492.083	ISCO	04/03/10 21:00	78.742	ISCO	05/07/10 13:48	1637.335	ISCO
03/10/10 22:30	411.766	ISCO	04/04/10 12:00	62.974	ISCO	05/07/10 13:49	1774.984	DH-76
03/11/10 01:30	347.376	ISCO	04/05/10 12:00	86.915	ISCO	05/07/10 14:00	1838.913	DH-76
03/11/10 08:21	301.133	DH-76	04/06/10 06:57	75.135	GRAB	05/07/10 14:01	1591.999	ISCO
03/11/10 12:00	363.206	ISCO	04/06/10 12:00	40.248	ISCO	05/07/10 14:45	1528.990	ISCO
03/12/10 12:00	148.142	ISCO	04/07/10 07:00	200.195	ISCO	05/07/10 17:45	1019.644	ISCO
03/13/10 02:45	2267.452	ISCO	04/07/10 10:00	260.903	ISCO	05/07/10 20:45	701.103	ISCO
03/13/10 03:45	3343.107	ISCO	04/07/10 13:00	175.619	ISCO	05/07/10 23:45	519.954	ISCO
03/13/10 05:15	4687.551	ISCO	04/07/10 16:00	127.136	ISCO	05/08/10 02:45	404.239	ISCO
03/13/10 06:45	5894.831	ISCO	04/07/10 19:00	98.424	ISCO	05/08/10 05:45	336.439	ISCO
03/13/10 09:45	4536.475	ISCO	04/07/10 22:00	87.392	ISCO	05/08/10 08:45	273.508	ISCO
03/13/10 12:45	2898.759	ISCO	04/08/10 09:51	43.585	DIP	05/08/10 11:45	249.736	ISCO
03/13/10 15:30	2095.010	ISCO	04/08/10 12:00	67.229	ISCO	05/08/10 12:00	217.443	ISCO
03/13/10 15:45	1923.768	ISCO	04/09/10 12:00	62.647	ISCO	05/08/10 14:45	207.462	ISCO
03/13/10 18:45	1388.116	ISCO	04/10/10 12:00	49.073	ISCO	05/08/10 15:32	175.168	DH-76
03/13/10 21:45	1067.586	ISCO	04/11/10 12:00	44.461	ISCO	05/09/10 12:00	124.214	ISCO
03/14/10 00:45	870.371	ISCO	04/12/10 12:00	41.692	ISCO	05/10/10 12:00	116.904	ISCO
03/14/10 03:45	741.993	ISCO	04/13/10 06:41	65.963	GRAB	05/11/10 05:49	2202.167	DH-76
03/14/10 06:45	647.835	ISCO	04/13/10 12:00	38.789	ISCO	05/11/10 08:00	1497.211	ISCO

**Table C3. (Continued)**

Date/Time (CST)	SSC (mg/L)	Sampling Method	Date/Time (CST)	SSC (mg/L)	Sampling Method	Date/Time (CST)	SSC (mg/L)	Sampling Method
05/11/10 09:00	1385.354	ISCO	06/02/10 08:29	1961.824	DH-76	06/19/10 00:30	4477.278	ISCO
05/11/10 12:00	699.615	ISCO	06/02/10 08:30	1834.725	ISCO	06/19/10 00:45	4141.960	ISCO
05/11/10 15:00	475.474	ISCO	06/02/10 09:45	1731.478	ISCO	06/19/10 01:00	3879.078	ISCO
05/11/10 18:00	371.626	ISCO	06/02/10 10:30	1831.869	ISCO	06/19/10 09:26	1401.645	DH-76
05/11/10 21:00	302.061	ISCO	06/02/10 11:00	1779.920	ISCO	06/19/10 12:00	1309.992	ISCO
05/12/10 00:00	254.887	ISCO	06/02/10 11:45	1728.451	ISCO	06/20/10 06:03	1230.953	DH-76
05/12/10 03:00	225.690	ISCO	06/02/10 12:00	1698.241	ISCO	06/20/10 12:00	1855.261	ISCO
05/12/10 06:00	195.138	ISCO	06/02/10 13:15	1543.190	ISCO	06/21/10 12:00	223.407	ISCO
05/12/10 09:00	171.949	ISCO	06/02/10 14:00	1379.791	ISCO	06/21/10 13:40	172.668	DH-76
05/12/10 10:23	143.075	DH-76	06/02/10 17:00	969.459	ISCO	06/22/10 12:00	365.783	ISCO
05/12/10 12:00	152.032	ISCO	06/02/10 23:00	553.156	ISCO	06/24/10 09:00	694.239	DH-76
05/13/10 02:15	414.959	ISCO	06/03/10 02:00	415.160	ISCO	06/28/10 12:00	76.361	ISCO
05/13/10 02:45	1986.707	ISCO	06/03/10 05:00	380.814	ISCO	06/29/10 05:19	81.107	DIP
05/13/10 03:00	5052.407	ISCO	06/03/10 08:00	384.886	ISCO	06/29/10 12:00	99.203	ISCO
05/13/10 03:15	5521.619	ISCO	06/03/10 11:00	289.337	ISCO	06/30/10 12:00	110.325	ISCO
05/13/10 03:30	7700.262	ISCO	06/03/10 12:00	363.540	ISCO	07/01/10 12:00	94.610	ISCO
05/13/10 03:37	7917.016	DH-76	06/03/10 13:51	332.822	DH-76	07/02/10 12:00	71.059	ISCO
05/13/10 03:45	7580.020	ISCO	06/04/10 12:00	154.982	ISCO	07/03/10 12:00	49.426	ISCO
05/13/10 04:00	7267.761	ISCO	06/05/10 12:00	176.251	ISCO	07/04/10 12:00	42.628	ISCO
05/13/10 04:30	6897.345	ISCO	06/06/10 12:00	132.465	ISCO	07/05/10 12:00	46.845	ISCO
05/13/10 05:15	6402.194	ISCO	06/07/10 12:00	88.237	ISCO	07/06/10 12:00	51.600	ISCO
05/13/10 08:15	3652.818	ISCO	06/08/10 06:46	113.800	DIP	07/07/10 12:00	87.590	ISCO
05/13/10 12:00	1678.294	ISCO	06/08/10 12:00	95.913	ISCO	07/07/10 14:01	109.807	GRAB
05/13/10 14:15	1681.453	ISCO	06/09/10 12:00	85.135	ISCO	07/07/10 20:45	852.400	ISCO
05/13/10 15:15	1866.715	ISCO	06/10/10 12:00	62.623	ISCO	07/07/10 23:45	1165.354	ISCO
05/13/10 17:15	1858.532	ISCO	06/11/10 12:00	63.955	ISCO	07/08/10 02:45	950.222	ISCO
05/13/10 18:30	1791.332	ISCO	06/12/10 12:00	31.787	ISCO	07/08/10 05:45	492.575	ISCO
05/13/10 19:45	1600.462	ISCO	06/12/10 18:00	967.982	ISCO	07/08/10 08:45	275.886	ISCO
05/13/10 22:45	1230.789	ISCO	06/13/10 12:00	293.773	ISCO	07/08/10 11:45	179.012	ISCO
05/14/10 01:45	959.980	ISCO	06/13/10 12:45	845.933	ISCO	07/08/10 12:00	169.263	ISCO
05/14/10 04:45	736.178	ISCO	06/13/10 14:30	2795.727	ISCO	07/09/10 12:00	83.600	ISCO
05/14/10 07:23	622.809	ISCO	06/13/10 15:45	3972.105	ISCO	07/10/10 12:00	123.300	ISCO
05/14/10 07:45	374.910	ISCO	06/13/10 18:00	2058.500	ISCO	07/11/10 12:00	100.910	ISCO
05/14/10 10:45	521.040	ISCO	06/13/10 18:45	1516.962	ISCO	07/12/10 06:29	111.953	GRAB
05/14/10 12:00	473.831	ISCO	06/13/10 21:45	604.090	ISCO	07/12/10 12:00	101.839	ISCO
05/14/10 13:45	449.605	ISCO	06/14/10 00:45	363.222	ISCO	07/13/10 12:00	93.689	ISCO
05/15/10 12:00	263.422	ISCO	06/14/10 07:30	799.064	ISCO	07/14/10 12:00	99.517	ISCO
05/16/10 12:00	158.317	ISCO	06/14/10 10:30	1195.683	ISCO	07/15/10 12:00	86.962	ISCO
05/17/10 12:00	556.403	ISCO	06/14/10 12:00	1302.927	ISCO	07/16/10 12:00	93.513	ISCO
05/18/10 06:31	86.393	DH-76	06/14/10 13:30	1051.151	ISCO	07/17/10 12:00	91.382	ISCO
05/18/10 12:00	78.401	ISCO	06/14/10 15:56	903.987	DH-76	07/18/10 12:00	61.713	ISCO
05/19/10 12:00	72.935	ISCO	06/14/10 16:30	756.451	ISCO	07/19/10 12:00	83.665	ISCO
05/20/10 12:00	70.354	ISCO	06/14/10 19:30	517.582	ISCO	07/20/10 05:53	94.354	GRAB
05/21/10 12:00	85.101	ISCO	06/14/10 20:45	1442.797	ISCO	07/20/10 12:00	84.893	ISCO
05/21/10 14:00	135.130	ISCO	06/14/10 22:30	2891.151	ISCO	07/21/10 12:00	88.784	ISCO
05/21/10 17:00	668.402	ISCO	06/15/10 01:30	1862.565	ISCO	07/22/10 12:00	78.226	ISCO
05/21/10 20:00	309.505	ISCO	06/15/10 04:30	842.636	ISCO	07/23/10 12:00	82.749	ISCO
05/21/10 23:00	236.441	ISCO	06/15/10 06:02	670.775	DH-76	07/24/10 12:00	85.729	ISCO
05/22/10 02:00	236.920	ISCO	06/15/10 07:30	495.347	ISCO	07/24/10 13:00	204.640	ISCO
05/22/10 12:00	104.158	ISCO	06/15/10 10:30	341.086	ISCO	07/24/10 16:00	235.019	ISCO
05/23/10 12:00	82.748	ISCO	06/15/10 12:00	283.438	ISCO	07/24/10 19:00	224.045	ISCO
05/24/10 12:00	89.434	ISCO	06/15/10 17:30	282.957	ISCO	07/24/10 22:00	433.788	ISCO
05/25/10 06:43	78.474	DIP	06/15/10 19:15	1075.633	ISCO	07/25/10 01:00	449.054	ISCO
05/30/10 12:00	126.767	ISCO	06/15/10 20:30	1824.142	ISCO	07/25/10 04:00	297.213	ISCO
05/31/10 12:00	93.386	ISCO	06/15/10 23:30	1380.495	ISCO	07/25/10 07:00	185.936	ISCO
06/01/10 12:00	80.282	ISCO	06/16/10 02:30	727.248	ISCO	07/25/10 12:00	111.322	ISCO
06/01/10 23:00	558.445	ISCO	06/16/10 05:30	479.026	ISCO	07/26/10 12:00	64.390	ISCO
06/02/10 00:15	4543.390	ISCO	06/16/10 08:30	326.102	ISCO	07/27/10 06:43	58.917	GRAB
06/02/10 01:00	4220.267	ISCO	06/16/10 11:30	256.754	ISCO	07/27/10 12:00	85.390	ISCO
06/02/10 01:11	4539.389	DIP	06/16/10 12:00	247.422	ISCO	07/28/10 12:00	69.758	ISCO
06/02/10 02:00	5569.940	ISCO	06/17/10 12:00	142.905	ISCO	07/29/10 12:00	73.456	ISCO
06/02/10 02:30	6509.864	ISCO	06/18/10 12:00	133.220	ISCO	07/30/10 12:00	68.859	ISCO
06/02/10 03:15	6329.588	ISCO	06/18/10 19:00	724.916	ISCO	07/31/10 12:00	72.296	ISCO
06/02/10 05:00	4414.595	ISCO	06/18/10 21:00	1871.271	ISCO	08/01/10 12:00	70.951	ISCO
06/02/10 08:00	2042.144	ISCO	06/18/10 22:30	3775.278	ISCO	08/02/10 12:00	79.927	ISCO
06/02/10 08:16	1881.627	ISCO	06/18/10 23:00	5202.730	ISCO	08/03/10 08:25	90.342	GRAB
06/02/10 08:17	2060.296	DH-76	06/18/10 23:30	6185.551	ISCO	08/03/10 12:00	56.025	ISCO

**Table C3. (Continued)**

Date/Time (CST)	SSC (mg/L)	Sampling Method	Date/Time (CST)	SSC (mg/L)	Sampling Method	Date/Time (CST)	SSC (mg/L)	Sampling Method
08/04/10 12:00	55.487	ISCO	09/28/10 12:00	84.159	ISCO	11/22/10 08:54	70.215	GRAB
08/05/10 12:00	53.820	ISCO	09/29/10 12:00	90.796	ISCO	11/22/10 12:00	66.830	ISCO
08/06/10 12:00	70.941	ISCO	10/01/10 12:00	83.746	ISCO	11/22/10 22:45	167.987	ISCO
08/07/10 12:00	52.006	ISCO	10/02/10 12:00	89.760	ISCO	11/23/10 01:45	118.127	ISCO
08/08/10 12:00	69.929	ISCO	10/05/10 08:09	118.347	GRAB	11/23/10 07:45	101.463	ISCO
08/09/10 12:00	60.609	ISCO	10/05/10 12:00	93.174	ISCO	11/23/10 12:00	86.570	ISCO
08/10/10 08:11	92.813	GRAB	10/06/10 12:00	90.361	ISCO	11/25/10 12:00	64.551	ISCO
08/10/10 12:00	60.293	ISCO	10/07/10 12:00	83.114	ISCO	11/27/10 12:00	81.396	ISCO
08/10/10 20:00	203.537	ISCO	10/08/10 12:00	78.599	ISCO	11/28/10 12:00	73.940	ISCO
08/10/10 23:00	535.027	ISCO	10/09/10 12:00	93.457	ISCO	11/29/10 09:19	109.512	GRAB
08/11/10 02:00	348.210	ISCO	10/10/10 12:00	83.416	ISCO	11/29/10 12:00	114.126	ISCO
08/11/10 05:00	204.828	ISCO	10/11/10 12:00	99.063	ISCO	12/07/10 09:26	122.573	GRAB
08/11/10 12:00	72.719	ISCO	10/12/10 12:00	85.788	ISCO	12/14/10 09:41	124.532	GRAB
08/12/10 12:00	68.191	ISCO	10/12/10 14:21	94.780	GRAB	12/21/10 08:59	111.920	GRAB
08/13/10 12:00	91.572	ISCO	10/18/10 12:00	102.180	ISCO	12/28/10 08:14	123.822	GRAB
08/14/10 12:00	65.542	ISCO	10/19/10 08:38	117.041	GRAB	12/31/10 13:15	638.585	DIP
08/15/10 12:00	63.005	ISCO	10/19/10 12:00	88.483	ISCO	12/31/10 14:00	729.080	ISCO
08/16/10 12:00	28.249	ISCO	10/20/10 12:00	96.704	ISCO	12/31/10 17:00	1090.294	ISCO
08/17/10 05:21	80.419	GRAB	10/21/10 12:00	112.895	ISCO	12/31/10 20:00	1307.794	ISCO
08/17/10 12:00	73.755	ISCO	10/22/10 12:00	101.940	ISCO	12/31/10 23:00	922.377	ISCO
08/18/10 12:00	85.663	ISCO	10/23/10 12:00	89.242	ISCO	01/01/11 02:00	989.851	ISCO
08/19/10 12:00	88.545	ISCO	10/23/10 16:45	162.480	ISCO	01/03/11 12:00	150.740	ISCO
08/20/10 12:00	87.947	ISCO	10/23/10 19:45	85.673	ISCO	01/04/11 08:51	123.558	GRAB
08/20/10 13:30	1193.277	ISCO	10/23/10 22:45	104.758	ISCO	01/11/11 06:32	111.034	GRAB
08/20/10 14:15	1416.078	ISCO	10/24/10 01:45	121.073	ISCO	01/19/11 08:33	123.330	GRAB
08/20/10 15:00	5418.698	ISCO	10/24/10 12:00	102.418	ISCO	01/24/11 09:33	113.625	GRAB
08/20/10 16:38	6227.674	DH-76	10/25/10 12:00	93.099	ISCO	01/31/11 08:10	131.851	GRAB
08/20/10 19:30	3125.024	ISCO	10/26/10 03:15	35.906	ISCO	02/09/11 09:11	129.655	GRAB
08/20/10 20:45	1926.829	ISCO	10/26/10 08:39	418.935	DH-76	02/15/11 08:39	72.550	GRAB
08/20/10 21:45	1702.304	ISCO	10/26/10 09:45	487.614	ISCO	02/17/11 09:24	500.390	DH-76
08/20/10 22:30	1559.255	ISCO	10/26/10 12:00	655.079	ISCO	02/21/11 08:16	489.100	DH-76
08/21/10 01:30	1029.148	ISCO	10/26/10 12:45	587.616	ISCO	02/21/11 12:00	618.715	ISCO
08/21/10 04:30	1106.367	ISCO	10/26/10 15:45	308.759	ISCO	02/22/11 08:33	174.132	DH-76
08/21/10 07:30	821.521	ISCO	10/26/10 18:45	194.365	ISCO	02/28/11 08:46	384.480	DH-76
08/21/10 09:18	569.342	DH-76	10/26/10 21:45	116.676	ISCO	02/28/11 09:00	696.084	ISCO
08/21/10 10:53	457.476	ISCO	10/27/10 00:45	114.669	ISCO	02/28/11 12:00	321.098	ISCO
08/21/10 10:56	442.796	DH-76	10/27/10 03:45	101.184	ISCO	03/01/11 09:01	130.953	DH-76
08/21/10 11:12	434.912	DH-76	10/27/10 06:45	93.727	ISCO	03/01/11 12:00	243.394	ISCO
08/21/10 11:13	433.514	ISCO	10/27/10 09:45	84.133	ISCO	03/02/11 12:00	116.452	ISCO
08/21/10 12:00	387.463	ISCO	10/27/10 11:36	75.246	DH-76	03/03/11 12:00	107.043	ISCO
08/22/10 12:00	91.465	ISCO	10/27/10 12:00	70.697	ISCO	03/04/11 12:00	96.075	ISCO
08/23/10 12:00	56.837	ISCO	10/27/10 12:45	73.575	ISCO	03/05/11 12:00	108.760	ISCO
08/24/10 04:17	84.724	GRAB	10/27/10 17:30	83.133	ISCO	03/06/11 12:00	88.095	ISCO
08/25/10 12:00	98.006	ISCO	10/27/10 20:30	79.514	ISCO	03/07/11 09:21	111.726	GRAB
08/30/10 10:59	78.584	GRAB	10/27/10 23:30	72.164	ISCO	03/07/11 12:00	66.952	ISCO
08/31/10 12:00	76.736	ISCO	10/28/10 02:30	61.214	ISCO	03/08/11 12:00	76.701	ISCO
09/07/10 07:20	124.142	GRAB	10/28/10 05:30	55.702	ISCO	03/09/11 10:15	211.254	ISCO
09/07/10 12:00	96.186	ISCO	10/28/10 12:00	28.962	ISCO	03/09/11 12:00	175.396	ISCO
09/08/10 12:00	90.537	ISCO	10/28/10 19:00	30.483	ISCO	03/09/11 13:15	161.667	ISCO
09/09/10 12:00	65.621	ISCO	11/02/10 08:04	62.869	GRAB	03/10/11 12:00	117.917	ISCO
09/10/10 12:00	72.887	ISCO	11/02/10 12:00	19.081	ISCO	03/11/11 12:00	81.770	ISCO
09/11/10 12:00	69.064	ISCO	11/07/10 12:00	79.016	ISCO	03/12/11 12:00	75.483	ISCO
09/13/10 12:00	57.632	ISCO	11/09/10 09:10	101.342	GRAB	03/14/11 12:00	71.116	ISCO
09/14/10 05:04	114.036	GRAB	11/09/10 12:00	97.970	ISCO	03/15/11 08:21	89.814	GRAB
09/21/10 08:29	42.575	GRAB	11/10/10 12:00	85.439	ISCO	03/15/11 12:00	80.577	ISCO
09/21/10 12:00	27.465	ISCO	11/11/10 12:00	89.007	ISCO	03/16/11 12:00	56.002	ISCO
09/22/10 03:30	71.639	ISCO	11/12/10 12:00	91.561	ISCO	03/17/11 12:00	79.581	ISCO
09/22/10 06:30	89.921	ISCO	11/13/10 12:00	84.504	ISCO	03/18/11 12:00	64.867	ISCO
09/22/10 09:30	57.104	ISCO	11/14/10 12:00	90.447	ISCO	03/19/11 12:00	58.537	ISCO
09/22/10 12:00	46.464	ISCO	11/15/10 12:00	96.769	ISCO	03/20/11 12:00	68.073	ISCO
09/22/10 12:30	53.012	ISCO	11/16/10 09:05	106.738	GRAB	03/21/11 12:00	58.704	ISCO
09/23/10 12:00	73.884	ISCO	11/16/10 12:00	72.091	ISCO	03/22/11 08:07	84.869	GRAB
09/24/10 12:00	80.553	ISCO	11/17/10 12:00	81.248	ISCO	03/22/11 12:00	69.467	ISCO
09/25/10 12:00	93.199	ISCO	11/18/10 12:00	63.452	ISCO	03/23/11 12:00	115.271	ISCO
09/26/10 12:00	79.232	ISCO	11/19/10 12:00	87.017	ISCO	03/24/11 12:00	95.187	ISCO
09/27/10 12:00	62.265	ISCO	11/20/10 12:00	81.260	ISCO	03/26/11 12:00	61.828	ISCO
09/28/10 08:07	106.387	GRAB	11/21/10 12:00	89.928	ISCO	03/27/11 12:00	67.883	ISCO

**Table C3. (Continued)**

Date/Time (CST)	SSC (mg/L)	Sampling Method	Date/Time (CST)	SSC (mg/L)	Sampling Method	Date/Time (CST)	SSC (mg/L)	Sampling Method
03/28/11 12:00	65.023	ISCO	04/23/11 10:00	402.338	ISCO	05/25/11 14:00	1550.585	ISCO
03/29/11 08:20	91.438	GRAB	04/23/11 12:00	373.605	ISCO	05/25/11 17:00	1320.636	ISCO
03/29/11 12:00	57.324	ISCO	04/23/11 13:00	343.740	ISCO	05/25/11 18:45	2358.568	ISCO
03/30/11 12:00	63.189	ISCO	04/23/11 16:00	307.980	ISCO	05/25/11 19:30	2784.263	ISCO
03/31/11 12:00	54.801	ISCO	04/23/11 19:00	316.642	ISCO	05/25/11 20:30	9034.072	ISCO
04/01/11 12:00	64.219	ISCO	04/23/11 22:00	284.052	ISCO	05/25/11 21:30	7560.270	ISCO
04/02/11 12:00	41.607	ISCO	04/24/11 01:00	252.993	ISCO	05/25/11 23:00	5685.855	ISCO
04/03/11 12:00	77.165	ISCO	04/24/11 04:00	219.999	ISCO	05/26/11 02:00	2988.858	ISCO
04/04/11 12:00	88.818	ISCO	04/24/11 07:00	211.769	ISCO	05/26/11 05:00	2003.193	ISCO
04/05/11 08:32	69.929	GRAB	04/25/11 08:45	154.815	DH-76	05/26/11 06:00	1993.974	ISCO
04/05/11 12:00	42.110	ISCO	04/25/11 12:00	170.151	ISCO	05/26/11 09:00	1783.972	ISCO
04/06/11 12:00	30.605	ISCO	04/26/11 00:45	761.345	ISCO	05/26/11 11:00	1656.178	ISCO
04/07/11 12:00	44.426	ISCO	04/26/11 03:45	474.344	ISCO	05/26/11 12:00	1551.600	ISCO
04/08/11 08:30	138.514	ISCO	04/26/11 06:45	787.257	ISCO	05/26/11 13:45	1518.550	ISCO
04/08/11 11:30	85.270	ISCO	04/26/11 09:45	822.773	ISCO	05/26/11 15:00	1456.236	ISCO
04/08/11 12:00	71.838	ISCO	04/26/11 12:00	642.947	ISCO	05/26/11 18:00	1168.459	ISCO
04/08/11 14:30	56.524	ISCO	04/26/11 12:45	587.638	ISCO	05/26/11 21:00	884.785	ISCO
04/09/11 12:00	48.698	ISCO	04/26/11 15:45	428.079	ISCO	05/27/11 06:55	564.927	DH-76
04/11/11 12:00	49.731	ISCO	04/26/11 18:45	318.283	ISCO	05/27/11 12:00	387.980	ISCO
04/12/11 08:05	79.294	GRAB	04/27/11 12:00	152.005	ISCO	05/28/11 12:00	184.317	ISCO
04/15/11 22:45	190.974	ISCO	04/28/11 12:00	132.183	ISCO	05/29/11 11:15	4095.003	ISCO
04/16/11 04:45	465.591	ISCO	04/29/11 12:00	112.901	ISCO	05/29/11 12:00	4433.945	ISCO
04/16/11 07:45	255.827	ISCO	04/30/11 12:00	115.847	ISCO	05/29/11 12:45	3972.507	ISCO
04/16/11 10:45	157.336	ISCO	05/03/11 08:33	111.172	GRAB	05/29/11 13:30	4422.721	ISCO
04/16/11 12:15	140.570	ISCO	05/03/11 12:00	44.354	ISCO	05/29/11 14:15	5103.306	ISCO
04/16/11 12:16	126.868	DH-76	05/04/11 12:00	26.018	ISCO	05/29/11 17:15	2975.829	ISCO
04/16/11 15:15	348.007	ISCO	05/05/11 12:00	24.233	ISCO	05/29/11 18:30	2323.642	ISCO
04/16/11 18:15	175.570	ISCO	05/06/11 12:00	28.210	ISCO	05/29/11 19:45	1852.289	ISCO
04/16/11 21:15	104.622	ISCO	05/07/11 12:00	28.581	ISCO	05/29/11 20:15	1713.085	ISCO
04/17/11 00:15	70.658	ISCO	05/08/11 12:00	30.057	ISCO	05/29/11 23:00	1101.892	ISCO
04/17/11 12:00	70.557	ISCO	05/10/11 08:32	86.729	GRAB	05/29/11 23:15	1058.728	ISCO
04/18/11 12:00	88.718	ISCO	05/10/11 12:00	102.152	ISCO	05/30/11 02:15	714.417	ISCO
04/19/11 04:45	93.382	ISCO	05/11/11 12:00	74.384	ISCO	05/30/11 05:15	506.225	ISCO
04/19/11 07:45	114.588	ISCO	05/12/11 12:00	82.029	ISCO	05/30/11 08:15	396.371	ISCO
04/19/11 08:45	171.996	ISCO	05/13/11 12:00	65.757	ISCO	05/30/11 12:00	311.755	ISCO
04/19/11 08:48	168.722	DH-76	05/14/11 12:00	241.690	ISCO	05/31/11 08:46	161.938	DH-76
04/19/11 10:30	1760.474	ISCO	05/14/11 15:00	188.115	ISCO	05/31/11 12:00	149.860	ISCO
04/19/11 11:45	1996.859	ISCO	05/14/11 18:00	216.837	ISCO	06/01/11 12:00	111.773	ISCO
04/19/11 12:00	1716.233	ISCO	05/14/11 21:00	217.073	ISCO	06/02/11 12:00	175.929	ISCO
04/19/11 13:13	1518.806	DH-76	05/15/11 00:00	231.513	ISCO	06/02/11 18:00	421.926	ISCO
04/19/11 14:45	1361.470	ISCO	05/15/11 03:00	255.949	ISCO	06/02/11 19:45	2075.426	ISCO
04/19/11 17:45	1386.664	ISCO	05/15/11 06:00	225.810	ISCO	06/02/11 21:00	1971.567	ISCO
04/19/11 20:45	2695.786	ISCO	05/15/11 09:00	238.924	ISCO	06/03/11 00:00	1300.257	ISCO
04/19/11 23:45	1423.167	ISCO	05/15/11 12:00	197.437	ISCO	06/03/11 03:00	660.674	ISCO
04/20/11 02:45	458.624	ISCO	05/15/11 15:00	158.736	ISCO	06/03/11 06:00	402.420	ISCO
04/20/11 05:45	624.479	ISCO	05/15/11 18:00	123.073	ISCO	06/03/11 09:00	275.490	ISCO
04/20/11 08:45	447.366	ISCO	05/15/11 21:00	98.513	ISCO	06/03/11 12:00	310.888	ISCO
04/20/11 11:45	345.844	ISCO	05/16/11 09:00	52.307	ISCO	06/04/11 12:00	156.627	ISCO
04/20/11 12:00	279.168	ISCO	05/16/11 12:00	49.581	ISCO	06/05/11 10:26	138.961	DH-76
04/20/11 14:39	256.534	DH-76	05/16/11 15:00	39.826	ISCO	06/05/11 12:00	440.532	ISCO
04/21/11 08:21	106.569	DH-76	05/16/11 18:00	41.485	ISCO	06/05/11 12:44	1750.361	ISCO
04/21/11 12:00	137.476	ISCO	05/17/11 08:29	125.921	GRAB	06/05/11 12:46	1941.780	DH-76
04/22/11 01:00	218.847	ISCO	05/17/11 12:00	82.437	ISCO	06/05/11 13:01	2365.617	DH-76
04/22/11 04:00	478.753	ISCO	05/18/11 12:00	84.481	ISCO	06/05/11 13:02	2241.436	ISCO
04/22/11 07:00	636.625	ISCO	05/19/11 12:00	47.966	ISCO	06/05/11 13:30	2996.379	ISCO
04/22/11 10:00	610.257	ISCO	05/20/11 12:00	65.148	ISCO	06/05/11 16:30	2288.054	ISCO
04/22/11 11:15	1794.631	ISCO	05/21/11 12:00	62.124	ISCO	06/05/11 19:30	968.379	ISCO
04/22/11 12:00	2442.148	ISCO	05/22/11 12:00	58.301	ISCO	06/06/11 10:57	155.393	DH-76
04/22/11 12:57	4210.762	DH-76	05/23/11 12:00	69.838	ISCO	06/06/11 12:00	180.513	ISCO
04/22/11 13:00	3926.133	ISCO	05/24/11 12:00	43.909	ISCO	06/07/11 07:41	105.495	DH-76
04/22/11 16:00	3716.936	ISCO	05/24/11 14:48	98.154	GRAB	06/07/11 12:00	111.060	ISCO
04/22/11 17:45	2658.819	ISCO	05/25/11 05:00	250.234	ISCO	06/08/11 12:00	116.492	ISCO
04/22/11 19:00	2089.255	ISCO	05/25/11 06:00	4596.818	ISCO	06/14/11 08:44	89.975	GRAB
04/22/11 22:00	1251.940	ISCO	05/25/11 06:20	7752.429	DH-76	06/15/11 10:39	2691.392	DH-76
04/23/11 01:00	859.300	ISCO	05/25/11 06:30	6198.392	ISCO	06/15/11 10:45	2407.963	ISCO
04/23/11 04:00	637.543	ISCO	05/25/11 10:00	5009.694	ISCO	06/15/11 13:45	1025.425	ISCO
04/23/11 07:00	484.815	ISCO	05/25/11 11:00	2496.344	ISCO	06/15/11 16:45	698.225	ISCO



**Table C3. (Concluded)**

<i>Date/Time (CST)</i>	<i>SSC (mg/L)</i>	<i>Sampling Method</i>
06/15/11 19:45	672.625	ISCO
06/15/11 22:45	421.452	ISCO
06/16/11 01:45	320.026	ISCO
06/16/11 04:45	331.055	ISCO
06/16/11 08:52	267.722	DH-76
06/16/11 12:00	193.121	ISCO
06/17/11 12:00	151.245	ISCO
06/18/11 12:00	83.825	ISCO
06/19/11 12:00	84.387	ISCO
06/20/11 12:00	347.018	ISCO
06/20/11 15:30	621.401	ISCO
06/20/11 18:30	757.838	ISCO
06/20/11 21:30	517.894	ISCO
06/21/11 08:17	151.494	DH-76
06/21/11 12:00	108.291	ISCO
06/22/11 12:00	94.358	ISCO
06/23/11 12:00	76.897	ISCO
06/24/11 12:00	64.027	ISCO
06/26/11 12:00	57.685	ISCO
06/27/11 12:00	268.875	ISCO
06/28/11 08:16	75.486	GRAB
06/28/11 12:00	66.958	ISCO
06/29/11 12:00	76.642	ISCO
06/30/11 12:00	69.184	ISCO
07/01/11 12:00	71.369	ISCO
07/02/11 12:00	58.786	ISCO
07/03/11 12:00	53.079	ISCO
07/04/11 12:00	33.935	ISCO
07/05/11 08:39	69.494	GRAB
07/05/11 12:00	64.627	ISCO
07/06/11 12:00	65.886	ISCO
07/07/11 12:00	47.408	ISCO
07/09/11 12:00	45.321	ISCO
07/10/11 12:00	25.258	ISCO
07/11/11 12:00	41.630	ISCO
07/12/11 08:29	57.712	GRAB
07/12/11 12:00	21.668	ISCO
07/13/11 12:00	46.512	ISCO
07/14/11 12:00	38.059	ISCO
07/15/11 12:00	33.328	ISCO
07/16/11 12:00	26.471	ISCO
07/17/11 12:00	10.815	ISCO
07/18/11 12:00	21.740	ISCO
07/19/11 08:44	28.959	GRAB
07/20/11 12:00	59.184	ISCO
07/21/11 12:00	80.050	ISCO
07/22/11 12:00	29.506	ISCO
07/23/11 12:00	37.013	ISCO
07/25/11 12:00	22.755	ISCO
07/26/11 08:39	23.230	GRAB
08/01/11 08:29	46.101	GRAB
08/09/11 08:20	21.925	GRAB
08/15/11 09:01	16.558	GRAB
08/22/11 09:09	28.107	GRAB
08/30/11 09:28	23.814	GRAB
09/06/11 08:44	15.615	GRAB
09/13/11 08:36	10.904	GRAB
09/20/11 08:32	11.367	GRAB
09/27/11 01:45	191.628	ISCO
09/27/11 04:45	102.207	ISCO
09/27/11 07:45	84.614	ISCO
09/27/11 09:13	70.250	GRAB
09/27/11 12:00	79.695	ISCO
09/28/11 12:00	42.179	ISCO

**Table C4. Suspended Sediment Concentrations (SSC)  
for North Creek (Station 302)**

Date/Time (CST)	SSC (mg/L)	Sampling Method	Date/Time (CST)	SSC (mg/L)	Sampling Method	Date/Time (CST)	SSC (mg/L)	Sampling Method
12/15/99 12:04	11.348	GRAB	08/22/00 09:30	100.206	GRAB	02/13/01 20:00	101.892	ISCO
12/22/99 13:00	25.692	GRAB	08/29/00 12:20	69.395	GRAB	02/13/01 23:00	124.561	ISCO
12/27/99 12:15	7.368	GRAB	09/05/00 10:28	107.047	GRAB	02/14/01 02:00	108.426	ISCO
01/04/00 12:05	6.905	GRAB	09/12/00 09:21	35.405	GRAB	02/14/01 05:00	98.009	ISCO
01/12/00 11:51	10.388	GRAB	09/19/00 09:06	80.364	GRAB	02/14/01 08:00	83.338	ISCO
01/18/00 12:15	27.058	GRAB	09/23/00 01:38	568.008	DH-48	02/14/01 11:00	78.558	ISCO
01/25/00 11:36	6.915	GRAB	09/26/00 09:38	41.073	GRAB	02/14/01 12:00	89.279	ISCO
02/01/00 11:25	18.355	GRAB	10/03/00 09:04	117.146	GRAB	02/14/01 14:00	130.601	ISCO
02/08/00 11:51	3.145	GRAB	10/10/00 09:36	76.849	GRAB	02/14/01 17:00	336.252	ISCO
02/15/00 11:50	22.771	GRAB	10/18/00 09:25	130.812	GRAB	02/14/01 20:00	300.902	ISCO
02/22/00 11:27	52.898	DH-48	10/24/00 09:27	118.197	GRAB	02/14/01 23:00	212.811	ISCO
02/29/00 15:42	26.030	GRAB	10/31/00 10:35	127.589	GRAB	02/15/01 02:00	142.022	ISCO
03/07/00 13:04	41.883	GRAB	11/06/00 09:44	131.002	GRAB	02/15/01 05:00	107.614	ISCO
03/14/00 11:51	19.681	GRAB	11/14/00 09:00	116.041	GRAB	02/15/01 08:00	92.693	ISCO
03/22/00 12:01	17.579	GRAB	11/20/00 10:58	107.537	GRAB	02/15/01 11:00	70.474	ISCO
03/28/00 11:37	25.542	GRAB	11/28/00 11:07	110.405	GRAB	02/15/01 12:00	72.956	ISCO
04/04/00 10:25	8.896	GRAB	12/05/00 10:40	123.562	GRAB	02/15/01 14:00	64.458	ISCO
04/11/00 10:14	3.360	GRAB	12/12/00 11:45	171.985	GRAB	02/15/01 17:00	57.364	ISCO
04/18/00 10:59	25.145	GRAB	12/19/00 10:58	135.953	GRAB	02/15/01 20:00	54.104	ISCO
04/20/00 09:37	2057.133	DH-76	12/26/00 11:00	130.564	GRAB	02/15/01 23:00	73.085	ISCO
04/25/00 11:20	43.943	GRAB	01/02/01 11:09	115.008	GRAB	02/20/01 11:04	73.043	GRAB
05/02/00 10:23	26.304	GRAB	01/09/01 10:17	117.317	GRAB	02/24/01 07:45	828.107	ISCO
05/10/00 09:31	28.578	GRAB	01/16/01 10:38	57.173	GRAB	02/24/01 08:45	1711.297	ISCO
05/16/00 09:23	49.695	GRAB	01/23/01 10:04	109.195	GRAB	02/24/01 09:15	2057.675	ISCO
05/23/00 09:54	67.755	GRAB	01/30/01 00:36	10350.313	DH-76	02/24/01 12:00	2482.860	ISCO
05/30/00 10:20	51.628	GRAB	01/30/01 00:45	347.105	ISCO	02/24/01 12:15	2356.152	ISCO
05/31/00 11:00	2551.553	ISCO	01/30/01 01:01	363.616	DH-76	02/24/01 14:15	2678.173	ISCO
05/31/00 12:00	1953.851	ISCO	01/30/01 01:24	314.166	DH-76	02/24/01 15:15	3333.471	ISCO
05/31/00 14:00	1442.737	ISCO	01/30/01 03:45	224.164	ISCO	02/24/01 18:15	2979.167	ISCO
06/01/00 10:40	148.396	DH-76	01/30/01 06:45	136.313	ISCO	02/24/01 21:15	2206.202	ISCO
06/06/00 09:58	95.159	GRAB	01/30/01 09:40	129.357	DH-76	02/25/01 00:15	1745.384	ISCO
06/14/00 09:45	922.456	ISCO	01/30/01 09:45	132.159	ISCO	02/25/01 03:15	1316.225	ISCO
06/14/00 10:25	1930.231	DH-48	01/30/01 12:00	152.808	ISCO	02/25/01 06:15	1026.927	ISCO
06/14/00 10:30	2007.645	ISCO	01/30/01 12:45	167.340	ISCO	02/27/01 09:58	71.759	DH-48
06/14/00 11:59	1301.281	ISCO	01/30/01 15:45	165.552	ISCO	03/06/01 10:09	26.126	GRAB
06/14/00 13:44	991.194	ISCO	01/30/01 18:45	113.425	ISCO	03/13/01 10:17	21.865	GRAB
06/20/00 09:03	184.695	GRAB	01/30/01 21:45	86.257	ISCO	03/15/01 22:45	1695.535	ISCO
06/23/00 16:30	6168.310	ISCO	01/31/01 00:45	64.907	ISCO	03/16/01 01:45	1331.074	ISCO
06/23/00 17:15	4664.305	ISCO	01/31/01 03:45	57.198	ISCO	03/20/01 11:30	40.952	GRAB
06/23/00 19:30	3264.744	ISCO	01/31/01 06:45	51.987	ISCO	03/26/01 10:42	40.525	GRAB
06/23/00 22:30	2115.765	ISCO	01/31/01 09:45	81.603	ISCO	04/03/01 09:17	8.138	GRAB
06/24/00 01:15	851.911	ISCO	01/31/01 12:00	72.920	ISCO	04/06/01 02:00	630.750	ISCO
06/24/00 01:30	789.555	ISCO	01/31/01 12:45	80.072	ISCO	04/06/01 05:00	693.872	ISCO
06/24/00 12:30	3484.810	ISCO	01/31/01 15:45	77.357	ISCO	04/06/01 08:00	539.525	ISCO
06/24/00 13:00	3691.939	ISCO	01/31/01 18:45	53.011	ISCO	04/10/01 09:48	14.220	GRAB
06/24/00 13:30	4388.400	ISCO	01/31/01 21:45	38.793	ISCO	04/11/01 15:15	628.685	ISCO
06/24/00 14:00	4452.665	ISCO	02/01/01 00:45	46.425	ISCO	04/11/01 16:45	2461.642	ISCO
06/24/00 15:00	4031.872	ISCO	02/06/01 10:06	106.246	GRAB	04/11/01 18:15	3358.633	ISCO
06/24/00 18:00	2053.118	ISCO	02/08/01 22:20	3293.768	DH-76	04/11/01 21:15	2245.915	ISCO
06/24/00 19:15	1774.342	ISCO	02/08/01 22:30	3051.362	ISCO	04/12/01 00:15	1022.157	ISCO
06/24/00 20:45	1329.739	ISCO	02/09/01 01:30	2039.880	ISCO	04/12/01 03:15	603.063	ISCO
06/24/00 21:00	1285.721	ISCO	02/09/01 06:30	1969.720	ISCO	04/12/01 06:15	411.755	ISCO
06/24/00 22:45	995.267	ISCO	02/09/01 07:30	2027.579	ISCO	04/12/01 09:15	291.454	ISCO
06/25/00 00:00	876.938	ISCO	02/09/01 12:00	2390.884	ISCO	04/12/01 12:00	221.423	ISCO
06/25/00 03:00	581.209	ISCO	02/09/01 13:30	2061.842	ISCO	04/12/01 12:15	214.414	ISCO
06/25/00 06:00	409.610	ISCO	02/09/01 14:50	2336.499	DH-76	04/15/01 18:30	522.614	ISCO
06/25/00 08:53	355.054	DH-76	02/09/01 15:14	2486.792	D-74	04/15/01 21:30	993.716	ISCO
06/25/00 10:01	134.673	GRAB	02/09/01 15:30	1769.478	ISCO	04/16/01 00:30	521.664	ISCO
06/25/00 12:00	269.067	ISCO	02/09/01 16:30	1549.233	ISCO	04/16/01 03:30	338.706	ISCO
07/05/00 08:14	62.686	GRAB	02/09/01 19:15	1174.982	ISCO	04/16/01 06:30	191.291	ISCO
07/11/00 08:45	88.167	GRAB	02/09/01 19:30	1196.044	ISCO	04/16/01 12:00	79.933	ISCO
07/18/00 10:43	119.490	GRAB	02/09/01 22:30	864.463	ISCO	04/17/01 09:13	27.133	GRAB
07/25/00 09:41	72.331	GRAB	02/10/01 01:30	538.415	ISCO	04/24/01 12:05	6.193	GRAB
08/01/00 09:31	66.367	GRAB	02/10/01 10:31	284.254	DIP	05/01/01 10:50	9.741	GRAB
08/08/00 09:15	82.046	GRAB	02/13/01 10:40	86.989	DH-48	05/08/01 09:50	7.039	GRAB
08/15/00 09:50	91.628	GRAB	02/13/01 17:00	79.800	ISCO	05/11/01 02:30	857.120	ISCO

**Table C4. (Continued)**

Date/Time (CST)	SSC (mg/L)	Sampling Method	Date/Time (CST)	SSC (mg/L)	Sampling Method	Date/Time (CST)	SSC (mg/L)	Sampling Method
05/11/01 05:30	1076.133	ISCO	06/05/01 22:45	327.452	ISCO	08/06/01 12:00	9.782	ISCO
05/11/01 08:30	619.362	ISCO	06/06/01 01:45	200.263	ISCO	08/07/01 09:02	9.309	ISCO
05/11/01 11:30	429.751	ISCO	06/06/01 05:15	183.178	ISCO	08/07/01 09:04	9.881	GRAB
05/11/01 12:00	374.289	ISCO	06/06/01 08:15	159.136	ISCO	08/07/01 12:00	27.823	ISCO
05/11/01 14:30	204.692	ISCO	06/06/01 11:15	128.118	ISCO	08/08/01 12:00	30.992	ISCO
05/15/01 10:10	22.554	GRAB	06/06/01 12:00	121.492	ISCO	08/09/01 12:00	13.157	ISCO
05/17/01 05:45	1544.604	ISCO	06/07/01 12:00	70.447	ISCO	08/10/01 12:00	16.961	ISCO
05/17/01 08:45	1476.549	ISCO	06/08/01 12:00	61.257	ISCO	08/11/01 12:00	9.688	ISCO
05/17/01 11:45	490.315	ISCO	06/12/01 07:45	50.250	GRAB	08/12/01 12:00	9.417	ISCO
05/17/01 12:00	495.532	ISCO	06/19/01 09:43	25.112	GRAB	08/13/01 12:00	11.023	ISCO
05/17/01 12:47	355.969	DH-48	06/26/01 08:55	21.104	GRAB	08/14/01 09:04	13.633	ISCO
05/17/01 13:03	368.039	DH-48	07/02/01 09:51	15.699	GRAB	08/14/01 09:06	19.351	GRAB
05/17/01 14:45	364.757	ISCO	07/05/01 11:30	27.350	ISCO	08/14/01 12:00	47.314	ISCO
05/17/01 17:45	259.567	ISCO	07/05/01 12:00	28.203	ISCO	08/16/01 12:00	28.838	ISCO
05/18/01 12:00	64.261	ISCO	07/05/01 14:30	23.838	ISCO	08/17/01 12:00	21.950	ISCO
05/20/01 22:45	694.287	ISCO	07/05/01 17:30	24.254	ISCO	08/18/01 12:00	91.103	ISCO
05/21/01 01:45	1011.212	ISCO	07/05/01 20:30	85.045	ISCO	08/19/01 12:00	47.760	ISCO
05/21/01 03:00	4518.165	ISCO	07/05/01 23:30	21.997	ISCO	08/20/01 12:00	16.799	ISCO
05/21/01 04:45	2376.161	ISCO	07/06/01 02:30	23.175	ISCO	08/21/01 09:26	19.346	ISCO
05/21/01 07:45	1373.634	ISCO	07/06/01 05:30	24.952	ISCO	08/21/01 09:28	20.719	GRAB
05/21/01 10:45	1127.634	ISCO	07/06/01 08:30	28.991	ISCO	08/21/01 12:00	35.650	ISCO
05/21/01 12:00	679.966	ISCO	07/06/01 11:30	22.738	ISCO	08/22/01 12:00	34.345	ISCO
05/21/01 13:45	852.510	ISCO	07/06/01 12:00	22.515	ISCO	08/23/01 12:00	31.865	ISCO
05/21/01 16:45	247.586	ISCO	07/06/01 14:30	18.453	ISCO	08/24/01 12:00	26.349	ISCO
05/21/01 19:45	193.588	ISCO	07/06/01 17:30	15.917	ISCO	08/25/01 12:00	17.884	ISCO
05/22/01 07:47	102.799	DH-48	07/06/01 20:30	16.578	ISCO	08/26/01 12:00	26.028	ISCO
05/22/01 12:00	78.915	ISCO	07/06/01 23:30	17.148	ISCO	08/27/01 12:00	10.800	ISCO
05/23/01 12:00	48.147	ISCO	07/07/01 02:30	23.935	ISCO	08/28/01 08:46	26.924	ISCO
05/24/01 12:00	33.857	ISCO	07/07/01 05:30	20.192	ISCO	08/28/01 08:48	26.686	GRAB
05/26/01 09:45	485.950	ISCO	07/07/01 08:30	17.773	ISCO	08/28/01 12:00	24.796	ISCO
05/26/01 12:00	1102.997	ISCO	07/07/01 11:30	16.349	ISCO	08/29/01 12:00	34.963	ISCO
05/26/01 12:45	1253.044	ISCO	07/07/01 12:00	15.331	ISCO	08/30/01 12:00	62.178	ISCO
05/26/01 15:45	691.664	ISCO	07/07/01 14:30	17.843	ISCO	08/31/01 12:00	21.607	ISCO
05/26/01 18:45	408.819	ISCO	07/10/01 09:29	12.635	GRAB	09/01/01 12:00	14.660	ISCO
05/26/01 21:45	284.666	ISCO	07/10/01 12:00	52.133	ISCO	09/02/01 12:00	22.554	ISCO
05/27/01 00:45	176.056	ISCO	07/11/01 12:00	52.227	ISCO	09/03/01 12:00	25.671	ISCO
05/27/01 03:45	136.659	ISCO	07/12/01 12:00	24.844	ISCO	09/04/01 10:03	11.997	ISCO
05/27/01 12:00	82.247	ISCO	07/13/01 12:00	28.941	ISCO	09/04/01 10:05	14.719	GRAB
05/28/01 12:00	62.271	ISCO	07/14/01 12:00	26.359	ISCO	09/04/01 12:00	18.193	ISCO
05/29/01 12:00	39.712	ISCO	07/15/01 12:00	15.031	ISCO	09/09/01 12:00	83.694	ISCO
05/30/01 08:09	46.195	GRAB	07/16/01 12:00	9.222	ISCO	09/09/01 20:00	73.717	ISCO
05/31/01 11:15	726.698	ISCO	07/17/01 08:44	7.253	ISCO	09/09/01 23:00	56.645	ISCO
05/31/01 12:00	1281.749	ISCO	07/17/01 08:46	34.098	GRAB	09/10/01 02:00	53.219	ISCO
05/31/01 14:15	1361.348	ISCO	07/17/01 12:00	25.789	ISCO	09/10/01 05:00	58.088	ISCO
05/31/01 17:15	881.593	ISCO	07/18/01 12:00	56.745	ISCO	09/10/01 08:00	59.463	ISCO
05/31/01 18:42	816.792	DH-76	07/19/01 12:00	22.212	ISCO	09/10/01 12:00	44.369	ISCO
05/31/01 19:32	841.650	DH-76	07/20/01 12:00	28.202	ISCO	09/11/01 09:52	28.666	ISCO
05/31/01 20:15	665.145	ISCO	07/21/01 12:00	27.138	ISCO	09/11/01 09:54	32.667	GRAB
05/31/01 23:15	366.682	ISCO	07/22/01 12:00	27.364	ISCO	09/11/01 12:00	26.885	ISCO
06/01/01 02:15	269.224	ISCO	07/23/01 12:00	16.303	ISCO	09/12/01 12:00	13.891	ISCO
06/01/01 05:15	235.657	ISCO	07/24/01 09:34	13.222	ISCO	09/15/01 12:00	16.751	ISCO
06/01/01 08:08	194.857	DH-76	07/24/01 09:36	14.495	GRAB	09/18/01 09:47	17.256	ISCO
06/01/01 08:15	192.672	ISCO	07/24/01 12:00	56.612	ISCO	09/18/01 09:49	18.909	GRAB
06/01/01 11:15	154.886	ISCO	07/25/01 12:00	43.026	ISCO	09/18/01 12:00	20.183	ISCO
06/01/01 12:00	150.410	ISCO	07/26/01 12:00	38.398	ISCO	09/18/01 21:30	649.466	ISCO
06/01/01 14:15	128.799	ISCO	07/27/01 12:00	24.092	ISCO	09/19/01 00:30	466.432	ISCO
06/01/01 17:15	122.735	ISCO	07/28/01 12:00	22.153	ISCO	09/19/01 03:30	318.505	ISCO
06/01/01 20:15	117.048	ISCO	07/29/01 12:00	16.555	ISCO	09/19/01 06:30	400.922	ISCO
06/02/01 12:00	70.059	ISCO	07/30/01 12:00	10.809	ISCO	09/19/01 09:30	685.799	ISCO
06/04/01 12:00	62.139	ISCO	07/31/01 09:05	18.879	ISCO	09/19/01 12:00	707.113	ISCO
06/05/01 10:45	772.208	ISCO	07/31/01 09:07	9.597	GRAB	09/19/01 12:30	616.323	ISCO
06/05/01 12:00	825.666	ISCO	07/31/01 12:00	47.243	ISCO	09/19/01 15:30	478.081	ISCO
06/05/01 13:45	628.211	ISCO	08/01/01 12:00	30.102	ISCO	09/19/01 18:30	339.429	ISCO
06/05/01 14:28	1167.677	DH-76	08/02/01 12:00	24.957	ISCO	09/19/01 21:30	285.058	ISCO
06/05/01 14:42	1038.485	DH-76	08/03/01 12:00	25.650	ISCO	09/20/01 00:30	231.972	ISCO
06/05/01 16:45	530.587	ISCO	08/04/01 12:00	20.229	ISCO	09/20/01 03:30	174.840	ISCO
06/05/01 19:45	558.291	ISCO	08/05/01 12:00	16.831	ISCO	09/20/01 06:30	171.856	ISCO

**Table C4. (Continued)**

Date/Time (CST)	SSC (mg/L)	Sampling Method	Date/Time (CST)	SSC (mg/L)	Sampling Method	Date/Time (CST)	SSC (mg/L)	Sampling Method
09/20/01 09:30	166.292	ISCO	10/20/01 12:00	4.114	ISCO	12/09/01 12:00	23.139	ISCO
09/20/01 12:00	158.206	ISCO	10/20/01 14:45	6.842	ISCO	12/10/01 12:00	16.471	ISCO
09/20/01 12:30	149.838	ISCO	10/20/01 17:45	5.237	ISCO	12/11/01 10:08	5.112	DH-76
09/21/01 10:15	91.574	ISCO	10/20/01 20:45	5.569	ISCO	12/11/01 10:10	35.928	ISCO
09/21/01 12:00	89.396	ISCO	10/20/01 23:45	8.705	ISCO	12/11/01 12:00	23.028	ISCO
09/21/01 13:15	86.812	ISCO	10/21/01 02:45	12.422	ISCO	12/12/01 12:00	17.052	ISCO
09/21/01 16:15	52.455	ISCO	10/21/01 05:45	10.990	ISCO	12/13/01 12:00	36.072	ISCO
09/22/01 03:15	59.549	ISCO	10/21/01 08:45	6.642	ISCO	12/14/01 12:00	37.817	ISCO
09/22/01 06:15	65.240	ISCO	10/21/01 11:45	5.887	ISCO	12/15/01 12:00	20.217	ISCO
09/22/01 09:15	60.245	ISCO	10/23/01 09:48	83.025	ISCO	12/16/01 12:00	25.857	ISCO
09/25/01 09:52	31.658	ISCO	10/23/01 09:50	84.395	DH-76	12/17/01 12:00	29.138	ISCO
09/25/01 09:54	32.562	DH-48	10/23/01 12:00	161.273	ISCO	12/18/01 12:00	25.289	ISCO
09/27/01 12:00	23.490	ISCO	10/24/01 12:00	49.386	ISCO	12/19/01 12:00	11.536	ISCO
10/02/01 09:38	29.866	ISCO	10/25/01 12:00	14.108	ISCO	12/19/01 12:17	31.543	ISCO
10/02/01 09:40	28.487	GRAB	10/26/01 12:00	10.497	ISCO	12/19/01 12:19	31.770	DH-76
10/02/01 12:00	20.140	ISCO	10/27/01 12:00	6.256	ISCO	12/20/01 12:00	126.781	ISCO
10/03/01 12:00	28.770	ISCO	10/28/01 12:00	8.312	ISCO	12/21/01 12:00	33.147	ISCO
10/04/01 12:00	32.417	ISCO	10/29/01 12:00	8.424	ISCO	12/22/01 12:00	17.139	ISCO
10/05/01 12:00	46.768	ISCO	10/30/01 10:47	47.854	ISCO	12/23/01 01:00	38.866	ISCO
10/06/01 12:00	23.610	ISCO	10/30/01 10:49	13.486	DH-76	12/23/01 04:00	39.927	ISCO
10/07/01 12:00	18.947	ISCO	10/30/01 12:00	38.184	ISCO	12/23/01 10:00	60.654	ISCO
10/08/01 12:00	22.694	ISCO	10/31/01 12:00	25.146	ISCO	12/23/01 12:00	70.637	ISCO
10/09/01 04:00	26.049	ISCO	11/01/01 12:00	43.308	ISCO	12/26/01 11:33	46.374	DH-48
10/09/01 07:00	22.713	ISCO	11/04/01 12:00	24.059	ISCO	01/02/02 11:22	12.770	DH-48
10/09/01 08:37	23.185	ISCO	11/06/01 10:56	13.274	ISCO	01/08/02 10:51	36.849	DH-48
10/09/01 08:39	39.709	DH-48	11/06/01 10:58	11.052	DH-76	01/15/02 12:51	27.433	DH-48
10/09/01 10:00	27.353	ISCO	11/06/01 12:00	10.506	ISCO	01/22/02 09:13	20.839	DH-48
10/09/01 12:00	19.033	ISCO	11/07/01 12:00	18.926	ISCO	01/29/02 13:06	5.642	GRAB
10/09/01 13:00	16.772	ISCO	11/08/01 12:00	16.054	ISCO	02/05/02 14:39	28.804	GRAB
10/10/01 12:00	15.932	ISCO	11/09/01 12:00	5.737	ISCO	02/13/02 09:18	14.213	DH-48
10/11/01 12:00	18.137	ISCO	11/10/01 12:00	23.498	ISCO	02/19/02 09:16	22.544	GRAB
10/12/01 02:00	15.357	ISCO	11/11/01 12:00	9.706	ISCO	02/26/02 09:46	31.127	GRAB
10/12/01 05:00	17.828	ISCO	11/12/01 12:00	6.934	ISCO	03/05/02 11:22	23.339	DH-48
10/12/01 08:00	18.773	ISCO	11/13/01 10:25	38.499	ISCO	03/08/02 05:15	65.274	ISCO
10/12/01 11:00	23.067	ISCO	11/13/01 10:27	44.229	DH-76	03/08/02 08:15	176.956	ISCO
10/12/01 12:00	18.876	ISCO	11/13/01 12:00	14.261	ISCO	03/08/02 11:15	598.836	ISCO
10/12/01 14:00	20.609	ISCO	11/14/01 12:00	37.955	ISCO	03/08/02 12:00	605.670	ISCO
10/12/01 17:00	17.987	ISCO	11/15/01 12:00	48.583	ISCO	03/08/02 14:15	491.018	ISCO
10/12/01 20:00	21.279	ISCO	11/16/01 12:00	31.020	ISCO	03/08/02 17:15	413.124	ISCO
10/12/01 23:00	20.624	ISCO	11/17/01 12:00	32.996	ISCO	03/08/02 20:15	249.094	ISCO
10/13/01 02:00	23.336	ISCO	11/18/01 12:00	24.009	ISCO	03/08/02 23:15	176.777	ISCO
10/13/01 05:00	24.736	ISCO	11/19/01 12:00	18.007	ISCO	03/09/02 02:15	132.589	ISCO
10/13/01 08:00	28.054	ISCO	11/20/01 10:43	4.462	ISCO	03/09/02 08:30	151.562	ISCO
10/13/01 11:00	28.650	ISCO	11/20/01 10:45	6.687	DH-76	03/09/02 11:30	182.673	ISCO
10/13/01 12:00	27.103	ISCO	11/20/01 12:00	19.198	ISCO	03/09/02 12:00	177.528	ISCO
10/13/01 14:00	20.049	ISCO	11/21/01 12:00	13.838	ISCO	03/09/02 14:30	140.460	ISCO
10/13/01 17:00	31.159	ISCO	11/22/01 12:00	34.580	ISCO	03/09/02 17:30	136.043	ISCO
10/13/01 20:00	43.733	ISCO	11/23/01 12:00	16.202	ISCO	03/10/02 12:00	65.849	ISCO
10/13/01 23:00	42.280	ISCO	11/24/01 12:00	56.671	ISCO	03/11/02 12:00	15.400	ISCO
10/14/01 02:00	38.280	ISCO	11/25/01 12:00	19.130	ISCO	03/12/02 10:14	15.828	ISCO
10/16/01 09:39	13.272	ISCO	11/26/01 12:00	19.118	ISCO	03/12/02 10:16	15.586	DH-76
10/16/01 09:41	10.977	DH-76	11/27/01 10:27	9.761	ISCO	03/12/02 12:00	16.231	ISCO
10/16/01 12:00	12.011	ISCO	11/27/01 10:29	13.018	DH-76	03/13/02 12:00	10.243	ISCO
10/17/01 12:00	6.939	ISCO	11/27/01 12:00	80.808	ISCO	03/14/02 12:00	7.693	ISCO
10/18/01 12:00	8.238	ISCO	11/28/01 12:00	17.373	ISCO	03/15/02 12:00	15.123	ISCO
10/19/01 05:45	15.008	ISCO	11/29/01 12:00	17.940	ISCO	03/16/02 12:00	14.569	ISCO
10/19/01 08:45	11.015	ISCO	11/30/01 12:00	15.013	ISCO	03/17/02 12:00	10.145	ISCO
10/19/01 11:45	8.145	ISCO	12/01/01 12:00	11.830	ISCO	03/18/02 12:00	17.956	ISCO
10/19/01 12:00	8.242	ISCO	12/02/01 12:00	12.004	ISCO	03/19/02 10:26	6.655	ISCO
10/19/01 14:45	7.045	ISCO	12/03/01 12:00	45.351	ISCO	03/19/02 10:27	18.955	DIP
10/19/01 17:45	5.033	ISCO	12/04/01 10:29	33.895	ISCO	03/19/02 12:00	31.221	ISCO
10/19/01 20:45	18.163	ISCO	12/04/01 10:31	18.658	DH-76	03/20/02 12:00	18.475	ISCO
10/19/01 23:45	11.050	ISCO	12/04/01 12:00	43.892	ISCO	03/21/02 12:00	8.728	ISCO
10/20/01 02:45	9.576	ISCO	12/05/01 12:00	17.916	ISCO	03/22/02 12:00	10.618	ISCO
10/20/01 05:45	11.536	ISCO	12/06/01 12:00	15.692	ISCO	03/23/02 12:00	5.592	ISCO
10/20/01 08:45	10.305	ISCO	12/07/01 12:00	9.262	ISCO	03/24/02 12:00	13.393	ISCO
10/20/01 11:45	6.330	ISCO	12/08/01 12:00	10.869	ISCO	03/25/02 12:00	7.703	ISCO

**Table C4. (Continued)**

Date/Time (CST)	SSC (mg/L)	Sampling Method	Date/Time (CST)	SSC (mg/L)	Sampling Method	Date/Time (CST)	SSC (mg/L)	Sampling Method
03/26/02 10:38	12.985	ISCO	04/29/02 12:00	36.612	ISCO	05/16/02 12:00	140.670	ISCO
03/26/02 10:40	9.474	DIP	04/30/02 09:29	38.115	ISCO	05/17/02 12:00	176.909	ISCO
03/27/02 12:00	17.102	ISCO	04/30/02 09:31	19.828	DIP	05/18/02 12:00	148.051	ISCO
03/28/02 12:00	5.240	ISCO	04/30/02 12:00	36.444	ISCO	05/19/02 12:00	176.666	ISCO
03/29/02 12:00	42.347	ISCO	05/01/02 12:00	113.887	ISCO	05/20/02 12:00	130.329	ISCO
03/30/02 12:00	19.520	ISCO	05/02/02 12:00	54.614	ISCO	05/21/02 11:09	72.499	ISCO
03/31/02 12:00	28.599	ISCO	05/03/02 12:00	55.180	ISCO	05/21/02 11:11	11.860	DIP
04/01/02 12:00	10.071	ISCO	05/04/02 12:00	96.686	ISCO	05/21/02 12:00	40.935	ISCO
04/02/02 10:31	17.420	ISCO	05/05/02 12:00	113.748	ISCO	05/22/02 12:00	29.143	ISCO
04/02/02 10:33	8.188	DIP	05/06/02 12:00	101.452	ISCO	05/23/02 12:00	193.361	ISCO
04/02/02 12:00	4.740	ISCO	05/07/02 10:08	49.181	ISCO	05/23/02 21:45	2489.811	ISCO
04/03/02 12:00	9.474	ISCO	05/07/02 10:10	12.152	DIP	05/24/02 00:45	930.981	ISCO
04/04/02 12:00	16.854	ISCO	05/07/02 12:00	14.051	ISCO	05/24/02 03:45	776.127	ISCO
04/05/02 12:00	15.724	ISCO	05/08/02 12:00	27.745	ISCO	05/24/02 06:45	455.202	ISCO
04/06/02 12:00	42.697	ISCO	05/09/02 12:00	104.614	ISCO	05/24/02 09:45	694.586	ISCO
04/07/02 12:00	16.494	ISCO	05/10/02 12:00	152.220	ISCO	05/24/02 12:00	342.752	ISCO
04/08/02 08:30	106.182	ISCO	05/11/02 09:30	385.485	ISCO	05/24/02 12:45	232.668	ISCO
04/08/02 11:30	966.380	ISCO	05/11/02 10:30	3320.416	ISCO	05/25/02 03:45	1369.537	ISCO
04/08/02 12:00	1432.032	ISCO	05/11/02 11:00	4824.287	ISCO	05/25/02 04:45	2161.758	ISCO
04/08/02 14:30	1606.102	ISCO	05/11/02 11:09	5443.154	DH-76	05/25/02 06:45	1707.328	ISCO
04/08/02 20:30	1178.075	ISCO	05/11/02 12:00	4687.798	ISCO	05/25/02 09:45	1525.606	ISCO
04/08/02 23:30	819.870	ISCO	05/11/02 12:30	4313.210	ISCO	05/25/02 12:00	1481.601	ISCO
04/09/02 02:30	754.911	ISCO	05/11/02 21:15	5497.686	ISCO	05/25/02 12:45	1091.346	ISCO
04/09/02 05:30	560.519	ISCO	05/11/02 21:30	5349.882	ISCO	05/25/02 15:45	521.795	ISCO
04/09/02 08:30	510.436	ISCO	05/11/02 22:45	6459.762	ISCO	05/25/02 18:45	313.079	ISCO
04/09/02 10:14	305.279	DH-76	05/12/02 00:21	4568.625	D-74	05/25/02 21:45	231.725	ISCO
04/09/02 10:15	322.837	ISCO	05/12/02 00:30	5899.778	ISCO	05/26/02 00:45	184.909	ISCO
04/09/02 11:30	289.002	ISCO	05/12/02 03:30	4763.868	ISCO	05/26/02 03:45	146.176	ISCO
04/09/02 12:00	282.805	ISCO	05/12/02 06:30	1981.447	ISCO	05/26/02 06:45	136.001	ISCO
04/09/02 14:30	219.132	ISCO	05/12/02 09:30	1507.621	ISCO	05/26/02 09:45	124.371	ISCO
04/10/02 12:00	83.125	ISCO	05/12/02 11:02	1263.458	ISCO	05/26/02 12:00	115.928	ISCO
04/11/02 12:00	127.002	ISCO	05/12/02 11:04	1148.951	DH-76	05/28/02 10:25	54.042	ISCO
04/12/02 12:00	80.941	ISCO	05/12/02 11:19	1126.288	DH-76	05/28/02 10:27	27.297	DIP
04/13/02 12:00	92.141	ISCO	05/12/02 11:21	1160.269	ISCO	05/28/02 12:00	66.981	ISCO
04/14/02 12:00	112.214	ISCO	05/12/02 12:00	1071.584	ISCO	05/29/02 12:00	165.637	ISCO
04/15/02 12:00	66.597	ISCO	05/12/02 12:30	1067.056	ISCO	05/30/02 12:00	100.198	ISCO
04/16/02 09:56	15.935	ISCO	05/12/02 15:30	947.080	ISCO	05/31/02 12:00	70.681	ISCO
04/16/02 09:58	15.882	GRAB	05/12/02 18:30	793.603	ISCO	06/01/02 12:00	57.467	ISCO
04/16/02 12:00	27.832	ISCO	05/12/02 21:30	609.272	ISCO	06/02/02 12:00	73.314	ISCO
04/17/02 12:00	32.159	ISCO	05/13/02 00:30	490.496	ISCO	06/03/02 12:00	44.712	ISCO
04/18/02 12:00	40.127	ISCO	05/13/02 03:30	419.797	ISCO	06/04/02 09:34	13.323	ISCO
04/19/02 12:00	22.572	ISCO	05/13/02 06:30	372.313	ISCO	06/04/02 09:36	18.844	DIP
04/20/02 12:00	28.816	ISCO	05/13/02 09:30	347.443	ISCO	06/04/02 12:00	25.315	ISCO
04/21/02 12:00	32.017	ISCO	05/13/02 12:00	311.550	ISCO	06/04/02 14:15	1872.967	ISCO
04/22/02 12:00	12.622	ISCO	05/13/02 12:30	250.822	ISCO	06/04/02 15:30	5544.063	ISCO
04/23/02 09:48	11.897	ISCO	05/13/02 15:30	292.694	ISCO	06/04/02 16:15	5770.119	ISCO
04/23/02 09:50	8.723	DIP	05/13/02 18:30	297.954	ISCO	06/04/02 17:15	5476.597	ISCO
04/23/02 12:00	9.321	ISCO	05/13/02 21:30	360.588	ISCO	06/04/02 17:37	5307.540	ISCO
04/24/02 12:00	21.857	ISCO	05/14/02 00:30	381.275	ISCO	06/04/02 17:40	5176.701	DH-76
04/25/02 12:00	22.347	ISCO	05/14/02 03:30	349.674	ISCO	06/04/02 17:50	4666.481	DH-76
04/26/02 12:00	29.490	ISCO	05/14/02 06:30	264.973	ISCO	06/04/02 17:51	4633.764	ISCO
04/27/02 12:00	23.722	ISCO	05/14/02 09:30	231.757	ISCO	06/04/02 19:30	3281.899	ISCO
04/27/02 14:00	225.114	ISCO	05/14/02 10:14	91.054	ISCO	06/04/02 20:15	2816.842	ISCO
04/27/02 17:00	828.156	ISCO	05/14/02 10:16	125.364	DH-76	06/04/02 23:15	920.013	ISCO
04/27/02 20:00	743.382	ISCO	05/14/02 11:45	129.985	ISCO	06/05/02 02:15	465.750	ISCO
04/28/02 05:00	237.029	ISCO	05/14/02 12:00	126.043	ISCO	06/05/02 05:15	299.794	ISCO
04/28/02 08:00	158.284	ISCO	05/14/02 14:45	182.005	ISCO	06/05/02 08:15	312.585	ISCO
04/28/02 11:00	108.681	ISCO	05/14/02 17:45	262.201	ISCO	06/05/02 11:15	178.536	ISCO
04/28/02 12:00	90.090	ISCO	05/14/02 20:45	212.366	ISCO	06/05/02 12:00	144.002	ISCO
04/28/02 14:00	80.493	ISCO	05/14/02 23:45	197.790	ISCO	06/05/02 14:15	125.193	ISCO
04/28/02 17:00	71.661	ISCO	05/15/02 02:45	177.177	ISCO	06/05/02 17:15	146.828	ISCO
04/28/02 20:00	90.493	ISCO	05/15/02 05:45	154.183	ISCO	06/06/02 12:00	130.280	ISCO
04/28/02 23:00	85.456	ISCO	05/15/02 08:45	157.043	ISCO	06/07/02 12:00	104.299	ISCO
04/29/02 02:00	78.387	ISCO	05/15/02 11:45	131.155	ISCO	06/08/02 12:00	89.880	ISCO
04/29/02 05:00	75.296	ISCO	05/15/02 12:00	91.729	ISCO	06/09/02 12:00	49.349	ISCO
04/29/02 08:00	54.354	ISCO	05/15/02 14:45	116.944	ISCO	06/10/02 12:00	38.425	ISCO
04/29/02 11:00	38.863	ISCO	05/15/02 17:45	135.666	ISCO	06/11/02 06:15	5432.750	ISCO

**Table C4. (Continued)**

Date/Time (CST)	SSC (mg/L)	Sampling Method	Date/Time (CST)	SSC (mg/L)	Sampling Method	Date/Time (CST)	SSC (mg/L)	Sampling Method
06/11/02 07:00	9150.270	ISCO	06/29/02 12:00	87.487	ISCO	09/16/02 10:03	8.607	GRAB
06/11/02 08:13	3302.483	ISCO	06/30/02 12:00	25.131	ISCO	09/23/02 10:11	8.603	GRAB
06/11/02 08:15	3187.475	ISCO	07/01/02 09:43	33.691	DIP	10/01/02 08:53	10.500	GRAB
06/11/02 08:15	3111.259	DH-76	07/09/02 07:24	55.776	DIP	10/08/02 08:56	8.122	GRAB
06/11/02 11:15	1794.121	ISCO	07/11/02 09:55	3783.069	DH-76	10/15/02 10:08	6.618	GRAB
06/11/02 12:00	1600.537	ISCO	07/11/02 11:30	1865.792	ISCO	10/21/02 09:01	6.681	GRAB
06/11/02 14:15	867.088	ISCO	07/11/02 12:00	1763.501	ISCO	10/28/02 10:54	6.467	GRAB
06/11/02 17:15	619.796	ISCO	07/11/02 13:57	2261.684	ISCO	11/06/02 10:09	6.139	GRAB
06/11/02 20:15	462.806	ISCO	07/11/02 13:59	2239.362	DH-76	11/12/02 10:47	3.536	GRAB
06/11/02 23:15	311.555	ISCO	07/11/02 14:15	2097.765	DH-76	11/18/02 09:23	17.025	GRAB
06/12/02 02:15	289.563	ISCO	07/11/02 14:17	2033.995	ISCO	11/25/02 10:58	12.515	GRAB
06/12/02 05:15	239.068	ISCO	07/11/02 14:30	1936.629	ISCO	12/03/02 10:35	4.924	GRAB
06/12/02 08:15	222.517	ISCO	07/11/02 17:30	860.993	ISCO	12/10/02 12:55	7.292	GRAB
06/12/02 12:00	190.358	ISCO	07/11/02 20:30	486.521	ISCO	12/17/02 14:15	0.977	GRAB
06/12/02 20:45	658.065	ISCO	07/12/02 12:00	137.754	ISCO	12/23/02 10:33	6.110	GRAB
06/12/02 21:30	10559.069	ISCO	07/13/02 12:00	116.652	ISCO	12/30/02 10:18	4.568	GRAB
06/12/02 22:00	11377.527	ISCO	07/14/02 12:00	87.185	ISCO	01/07/03 10:48	2.459	GRAB
06/12/02 23:45	4937.996	ISCO	07/15/02 08:44	45.885	DIP	01/14/03 10:05	38.701	GRAB
06/13/02 02:45	1823.555	ISCO	07/15/02 12:00	89.574	ISCO	01/21/03 10:51	51.188	GRAB
06/13/02 04:00	6298.177	ISCO	07/23/02 09:26	18.898	DIP	01/28/03 09:53	12.483	GRAB
06/13/02 04:30	9285.646	ISCO	07/25/02 12:00	36.638	ISCO	02/05/03 10:20	3.117	GRAB
06/13/02 05:45	5816.000	ISCO	07/26/02 12:00	30.948	ISCO	02/10/03 10:31	5.789	GRAB
06/13/02 07:02	3379.096	ISCO	07/27/02 02:00	7222.383	ISCO	02/18/03 10:18	2.629	GRAB
06/13/02 07:05	3631.738	D-74	07/27/02 02:15	11359.192	ISCO	02/25/03 10:22	6.576	GRAB
06/13/02 07:20	3338.156	D-74	07/27/02 04:30	3945.456	ISCO	03/04/03 10:09	1.729	GRAB
06/13/02 07:22	3073.627	ISCO	07/27/02 06:30	2648.397	ISCO	03/10/03 09:21	0.370	GRAB
06/13/02 08:45	2326.270	ISCO	07/27/02 09:30	1896.305	ISCO	03/18/03 10:17	22.912	GRAB
06/13/02 10:00	1973.570	ISCO	07/27/02 10:30	1309.717	ISCO	03/20/03 12:00	43.766	ISCO
06/13/02 11:45	1467.309	ISCO	07/27/02 12:00	852.616	ISCO	03/25/03 10:41	3.990	GRAB
06/13/02 14:45	942.578	ISCO	07/27/02 13:30	615.040	ISCO	04/01/03 09:43	4.982	GRAB
06/13/02 17:45	686.843	ISCO	07/27/02 16:30	432.466	ISCO	04/08/03 08:58	2.281	GRAB
06/13/02 20:45	486.131	ISCO	07/28/02 12:00	284.184	ISCO	04/15/03 09:16	5.209	GRAB
06/13/02 23:45	361.449	ISCO	07/29/02 12:00	97.912	ISCO	04/17/03 12:00	82.952	ISCO
06/14/02 02:45	319.405	ISCO	07/30/02 09:14	31.511	DIP	04/19/03 12:00	16.890	ISCO
06/14/02 05:45	263.461	ISCO	07/30/02 12:00	61.537	ISCO	04/20/03 12:00	19.741	ISCO
06/14/02 08:45	237.846	ISCO	08/05/02 12:00	74.683	ISCO	04/22/03 09:40	0.357	GRAB
06/14/02 11:45	211.803	ISCO	08/06/02 09:26	30.471	DIP	04/25/03 12:00	7.567	ISCO
06/14/02 12:00	199.826	ISCO	08/12/02 09:53	10.600	DIP	04/29/03 09:01	4.235	GRAB
06/14/02 14:45	185.217	ISCO	08/13/02 16:30	571.661	DIP	04/29/03 12:00	18.836	ISCO
06/14/02 17:45	180.311	ISCO	08/19/02 03:15	2748.932	ISCO	04/30/03 12:00	25.807	ISCO
06/14/02 20:45	175.169	ISCO	08/19/02 10:48	536.623	ISCO	04/30/03 23:45	4811.552	ISCO
06/14/02 23:45	164.113	ISCO	08/19/02 10:52	512.318	DH-76	05/01/03 00:26	12620.055	ISCO
06/15/02 02:45	145.004	ISCO	08/19/02 11:09	494.512	DH-76	05/01/03 00:30	11531.879	ISCO
06/15/02 05:45	126.518	ISCO	08/19/02 11:10	506.598	ISCO	05/01/03 01:45	9354.281	ISCO
06/15/02 08:45	117.601	ISCO	08/19/02 12:00	507.895	ISCO	05/01/03 02:45	7724.824	ISCO
06/15/02 11:45	107.567	ISCO	08/20/02 10:03	180.304	DIP	05/01/03 04:07	6640.093	DH-76
06/15/02 12:00	95.917	ISCO	08/23/02 00:15	4855.079	ISCO	05/01/03 05:45	5103.917	ISCO
06/15/02 14:45	100.027	ISCO	08/23/02 01:15	8266.396	ISCO	05/01/03 08:45	2182.903	ISCO
06/15/02 17:45	93.079	ISCO	08/23/02 03:15	4287.951	ISCO	05/01/03 11:45	1455.460	ISCO
06/15/02 20:45	94.410	ISCO	08/23/02 06:15	3054.074	ISCO	05/01/03 12:00	1327.451	ISCO
06/16/02 12:00	84.038	ISCO	08/23/02 06:50	3228.071	ISCO	05/01/03 14:45	752.773	ISCO
06/17/02 12:00	76.478	ISCO	08/23/02 06:51	3272.695	DH-76	05/01/03 17:45	498.012	ISCO
06/18/02 10:06	42.109	ISCO	08/23/02 09:15	983.953	ISCO	05/01/03 20:45	368.461	ISCO
06/18/02 10:08	40.488	DIP	08/23/02 12:00	831.064	ISCO	05/01/03 23:45	289.825	ISCO
06/18/02 12:00	67.196	ISCO	08/23/02 12:15	796.799	ISCO	05/02/03 02:45	292.177	ISCO
06/19/02 12:00	72.849	ISCO	08/23/02 15:15	476.220	ISCO	05/02/03 05:45	238.979	ISCO
06/20/02 12:00	79.949	ISCO	08/23/02 18:15	317.899	ISCO	05/02/03 08:45	205.727	ISCO
06/21/02 12:00	91.669	ISCO	08/23/02 21:15	233.603	ISCO	05/02/03 11:45	169.767	ISCO
06/22/02 12:00	53.527	ISCO	08/24/02 00:15	183.723	ISCO	05/02/03 12:00	158.686	ISCO
06/23/02 12:00	36.926	ISCO	08/24/02 03:15	161.449	ISCO	05/02/03 14:45	146.284	ISCO
06/24/02 12:00	29.295	ISCO	08/24/02 12:00	102.282	ISCO	05/02/03 17:45	148.920	ISCO
06/25/02 09:35	26.075	ISCO	08/25/02 12:00	109.608	ISCO	05/02/03 20:45	145.848	ISCO
06/25/02 09:37	22.323	DIP	08/26/02 12:00	57.476	ISCO	05/02/03 23:45	141.993	ISCO
06/25/02 12:00	61.887	ISCO	08/27/02 09:47	35.759	DIP	05/03/03 02:45	133.486	ISCO
06/26/02 12:00	128.925	ISCO	08/27/02 12:00	52.105	ISCO	05/05/03 09:58	356.621	DH-76
06/27/02 12:00	64.621	ISCO	09/03/02 09:36	16.020	DIP	05/05/03 11:30	265.029	ISCO
06/28/02 12:00	96.406	ISCO	09/10/02 09:12	10.610	GRAB	05/05/03 12:00	249.242	ISCO

**Table C4. (Continued)**

Date/Time (CST)	SSC (mg/L)	Sampling Method	Date/Time (CST)	SSC (mg/L)	Sampling Method	Date/Time (CST)	SSC (mg/L)	Sampling Method
05/05/03 14:30	192.402	ISCO	05/24/03 12:00	27.094	ISCO	10/14/03 09:31	14.592	DIP
05/05/03 17:30	191.853	ISCO	05/25/03 12:00	23.298	ISCO	10/14/03 12:00	15.239	ISCO
05/05/03 20:30	151.434	ISCO	05/26/03 12:00	19.472	ISCO	10/15/03 12:00	36.319	ISCO
05/05/03 23:30	142.654	ISCO	05/27/03 09:31	10.342	DIP	10/21/03 08:19	18.139	DIP
05/06/03 02:30	124.768	ISCO	05/27/03 12:00	21.693	ISCO	10/27/03 10:54	6.444	DIP
05/06/03 05:30	111.180	ISCO	05/28/03 12:00	35.031	ISCO	11/03/03 12:00	96.252	ISCO
05/06/03 08:30	100.036	ISCO	05/29/03 12:00	20.347	ISCO	11/04/03 10:52	32.696	DIP
05/06/03 10:01	82.348	DIP	05/30/03 12:00	36.064	ISCO	11/04/03 12:00	35.873	ISCO
05/06/03 11:30	80.437	ISCO	05/31/03 12:00	19.244	ISCO	11/05/03 12:00	37.270	ISCO
05/08/03 12:00	80.977	ISCO	06/01/03 12:00	56.366	ISCO	11/12/03 10:57	14.152	DIP
05/06/03 14:30	88.559	ISCO	06/02/03 09:43	9.683	DIP	11/17/03 10:29	7.359	DIP
05/07/03 12:00	123.703	ISCO	06/02/03 12:00	29.171	ISCO	11/18/03 04:45	175.425	ISCO
05/08/03 12:00	136.198	ISCO	06/03/03 12:00	41.754	ISCO	11/18/03 07:32	144.355	DIP
05/08/03 22:00	1382.003	ISCO	06/04/03 12:00	27.193	ISCO	11/18/03 07:45	158.648	ISCO
05/09/03 01:00	1449.150	ISCO	06/05/03 12:00	40.163	ISCO	11/18/03 10:45	122.633	ISCO
05/09/03 04:00	1260.766	ISCO	06/06/03 12:00	46.452	ISCO	11/18/03 12:00	222.766	ISCO
05/09/03 07:00	2500.689	ISCO	06/07/03 12:00	33.232	ISCO	11/18/03 13:45	263.205	ISCO
05/09/03 10:00	768.926	ISCO	06/08/03 12:00	14.225	ISCO	11/19/03 12:00	47.905	ISCO
05/09/03 12:00	471.725	ISCO	06/09/03 12:00	17.724	ISCO	11/24/03 10:30	12.018	DIP
05/09/03 13:00	385.517	ISCO	06/10/03 09:44	42.839	DIP	12/02/03 09:54	5.363	DIP
05/09/03 16:00	258.624	ISCO	06/10/03 12:00	63.073	ISCO	12/08/03 14:26	4.478	DIP
05/09/03 19:00	188.403	ISCO	06/11/03 12:00	48.726	ISCO	12/09/03 22:30	131.081	ISCO
05/09/03 22:00	161.782	ISCO	06/12/03 12:00	46.455	ISCO	12/10/03 01:15	957.077	ISCO
05/10/03 01:00	775.144	ISCO	06/13/03 12:00	47.549	ISCO	12/10/03 03:15	1614.857	ISCO
05/10/03 04:00	973.960	ISCO	06/14/03 12:00	34.109	ISCO	12/10/03 04:30	1967.927	ISCO
05/10/03 10:00	857.612	ISCO	06/15/03 12:00	24.255	ISCO	12/10/03 07:30	1955.430	ISCO
05/10/03 12:00	479.755	ISCO	06/17/03 13:23	17.789	GRAB	12/10/03 10:45	1482.185	ISCO
05/10/03 13:00	474.753	ISCO	06/19/03 12:00	48.877	ISCO	12/10/03 11:31	1409.093	ISCO
05/10/03 19:00	363.308	ISCO	06/24/03 09:44	25.589	DIP	12/10/03 12:00	1240.128	ISCO
05/10/03 20:00	4385.356	ISCO	06/25/03 19:00	3177.326	ISCO	12/10/03 13:45	905.005	ISCO
05/10/03 21:15	10655.834	ISCO	06/25/03 22:00	3521.997	ISCO	12/10/03 16:45	561.459	ISCO
05/10/03 22:00	9756.885	ISCO	06/26/03 01:00	3319.978	ISCO	12/11/03 09:17	104.290	DIP
05/11/03 01:00	4955.344	ISCO	06/26/03 04:00	3698.481	ISCO	12/17/03 10:58	18.626	DIP
05/11/03 02:15	3997.246	ISCO	06/26/03 07:00	856.106	ISCO	12/22/03 10:46	5.972	DIP
05/11/03 04:00	3032.944	ISCO	06/26/03 08:50	505.122	DIP	12/29/03 10:31	6.966	DIP
05/11/03 07:00	1907.612	ISCO	06/26/03 12:00	313.339	ISCO	01/06/04 09:34	58.948	GRAB
05/11/03 10:00	1109.963	ISCO	06/27/03 12:00	95.605	ISCO	01/13/04 10:45	21.736	GRAB
05/11/03 10:30	1061.445	ISCO	06/28/03 12:00	59.736	ISCO	01/20/04 11:00	12.798	GRAB
05/11/03 12:00	868.279	ISCO	06/29/03 12:00	52.004	ISCO	01/27/04 10:01	13.245	GRAB
05/11/03 13:30	726.976	ISCO	06/30/03 12:00	50.193	ISCO	02/02/04 11:03	34.582	GRAB
05/11/03 16:30	544.040	ISCO	07/01/03 09:02	39.052	DIP	02/09/04 10:49	10.666	GRAB
05/11/03 19:30	452.925	ISCO	07/01/03 12:00	74.203	ISCO	02/17/04 11:04	7.387	GRAB
05/11/03 22:30	356.067	ISCO	07/02/03 12:00	60.408	ISCO	02/20/04 11:26	106.901	DIP
05/12/03 01:30	312.881	ISCO	07/03/03 12:00	44.041	ISCO	02/20/04 11:45	125.660	ISCO
05/12/03 04:30	267.925	ISCO	07/04/03 12:00	39.703	ISCO	02/20/04 12:00	134.156	ISCO
05/12/03 07:30	244.650	ISCO	07/05/03 12:00	44.020	ISCO	02/20/04 14:45	136.101	ISCO
05/12/03 10:30	209.959	ISCO	07/06/03 12:00	59.561	ISCO	02/20/04 17:45	110.287	ISCO
05/12/03 12:00	206.565	ISCO	07/07/03 12:00	18.492	ISCO	02/20/04 20:45	77.751	ISCO
05/12/03 13:30	192.259	ISCO	07/08/03 09:17	17.305	DIP	02/20/04 23:45	70.645	ISCO
05/12/03 16:30	195.125	ISCO	07/08/03 18:28	186.674	DIP	02/21/04 02:45	59.587	ISCO
05/12/03 19:30	178.665	ISCO	07/09/03 12:00	80.803	ISCO	02/21/04 05:45	45.316	ISCO
05/12/03 22:30	174.934	ISCO	07/10/03 12:00	46.567	ISCO	02/21/04 08:45	41.542	ISCO
05/13/03 01:30	168.655	ISCO	07/15/03 09:36	10.077	DIP	02/21/04 11:45	36.484	ISCO
05/13/03 04:30	172.443	ISCO	07/21/03 03:10	2017.806	DIP	02/21/04 12:00	36.417	ISCO
05/13/03 10:05	140.510	DIP	07/21/03 12:00	258.235	ISCO	02/21/04 14:45	36.274	ISCO
05/13/03 12:00	113.846	ISCO	07/22/03 09:10	50.617	DIP	02/21/04 17:45	33.544	ISCO
05/14/03 12:00	161.275	ISCO	07/29/03 08:58	21.521	DIP	02/22/04 12:00	20.971	ISCO
05/15/03 12:00	127.390	ISCO	08/05/03 09:16	26.357	DIP	02/22/04 13:00	17.421	ISCO
05/16/03 12:00	144.769	ISCO	08/13/03 09:01	29.487	DIP	02/22/04 16:00	18.536	ISCO
05/17/03 12:00	55.807	ISCO	08/19/03 09:22	31.821	DIP	02/22/04 19:00	22.527	ISCO
05/18/03 12:00	68.247	ISCO	08/26/03 11:15	68.290	DIP	02/22/04 22:00	31.892	ISCO
05/19/03 12:00	45.286	ISCO	09/02/03 10:01	26.469	DIP	02/23/04 01:00	44.030	ISCO
05/20/03 12:00	293.196	ISCO	09/09/03 15:15	12.938	DIP	02/24/04 11:04	23.701	GRAB
05/21/03 09:07	53.993	DIP	09/16/03 09:14	22.505	DIP	02/27/04 13:38	20.173	DIP
05/21/03 12:00	67.064	ISCO	09/23/03 08:42	17.846	DIP	03/02/04 10:25	8.532	DIP
05/22/03 12:00	40.411	ISCO	09/30/03 09:19	12.931	DIP	03/02/04 12:00	8.004	ISCO
05/23/03 12:00	32.488	ISCO	10/06/03 09:35	11.782	DIP	03/03/04 12:00	5.532	ISCO

**Table C4. (Continued)**

Date/Time (CST)	SSC (mg/L)	Sampling Method	Date/Time (CST)	SSC (mg/L)	Sampling Method	Date/Time (CST)	SSC (mg/L)	Sampling Method
03/04/04 12:00	10.418	ISCO	04/11/04 12:00	6.732	ISCO	05/26/04 08:47	43.927	DIP
03/04/04 19:15	476.001	ISCO	04/12/04 12:00	4.492	ISCO	05/26/04 12:00	69.570	ISCO
03/04/04 22:15	763.412	ISCO	04/13/04 09:26	4.121	DIP	05/27/04 12:00	63.517	ISCO
03/05/04 01:15	1212.959	ISCO	04/13/04 12:00	17.491	ISCO	05/28/04 12:00	48.116	ISCO
03/05/04 04:15	1385.346	ISCO	04/14/04 12:00	23.348	ISCO	05/29/04 12:00	56.866	ISCO
03/05/04 07:15	1035.052	ISCO	04/15/04 12:00	16.358	ISCO	05/30/04 12:00	155.782	ISCO
03/05/04 10:15	415.876	ISCO	04/16/04 12:00	18.317	ISCO	05/30/04 13:15	144.394	ISCO
03/05/04 12:00	293.120	ISCO	04/17/04 12:00	24.099	ISCO	05/30/04 15:44	282.247	DIP
03/05/04 13:15	243.836	ISCO	04/18/04 12:00	7.591	ISCO	05/30/04 16:15	2092.647	ISCO
03/05/04 16:15	166.518	ISCO	04/19/04 12:00	12.777	ISCO	05/30/04 19:30	1148.191	ISCO
03/05/04 19:15	127.664	ISCO	04/20/04 09:15	8.240	DIP	05/30/04 22:30	1462.315	ISCO
03/05/04 22:15	114.019	ISCO	04/20/04 12:00	8.333	ISCO	05/31/04 01:30	1673.281	ISCO
03/06/04 01:15	97.674	ISCO	04/21/04 12:00	17.799	ISCO	05/31/04 04:30	610.038	ISCO
03/06/04 04:15	77.659	ISCO	04/22/04 12:00	12.576	ISCO	05/31/04 07:30	328.922	ISCO
03/06/04 07:15	70.899	ISCO	04/23/04 12:00	12.854	ISCO	05/31/04 10:30	204.917	ISCO
03/06/04 10:15	51.075	ISCO	04/24/04 12:00	9.472	ISCO	05/31/04 10:31	202.171	DIP
03/06/04 12:00	38.011	ISCO	04/25/04 12:00	8.615	ISCO	05/31/04 12:00	170.369	ISCO
03/06/04 13:15	34.220	ISCO	04/26/04 12:00	7.167	ISCO	05/31/04 13:30	149.766	ISCO
03/06/04 16:15	28.282	ISCO	04/27/04 08:42	4.635	DIP	05/31/04 16:30	129.347	ISCO
03/06/04 19:15	29.874	ISCO	04/27/04 12:00	15.610	ISCO	05/31/04 19:30	128.829	ISCO
03/06/04 22:15	30.913	ISCO	04/28/04 12:00	19.455	ISCO	05/31/04 22:30	116.491	ISCO
03/07/04 01:15	29.855	ISCO	04/29/04 12:00	14.425	ISCO	06/01/04 01:30	105.246	ISCO
03/09/04 10:18	10.317	DIP	04/30/04 12:00	21.140	ISCO	06/01/04 04:30	99.276	ISCO
03/09/04 12:00	11.338	ISCO	05/01/04 12:00	37.842	ISCO	06/01/04 07:30	90.247	ISCO
03/10/04 12:00	9.114	ISCO	05/02/04 12:00	15.259	ISCO	06/01/04 09:49	76.503	DIP
03/11/04 12:00	7.446	ISCO	05/03/04 12:00	25.891	ISCO	06/01/04 10:30	71.084	ISCO
03/12/04 12:00	11.446	ISCO	05/04/04 09:40	5.892	DIP	06/01/04 12:00	64.167	ISCO
03/12/04 14:50	6.207	DIP	05/04/04 12:00	15.071	ISCO	06/01/04 13:30	65.037	ISCO
03/13/04 12:00	42.163	ISCO	05/05/04 12:00	51.705	ISCO	06/01/04 16:30	57.442	ISCO
03/14/04 12:00	7.945	ISCO	05/06/04 12:00	25.935	ISCO	06/01/04 19:30	64.752	ISCO
03/15/04 12:00	7.833	ISCO	05/07/04 12:00	117.709	ISCO	06/01/04 22:30	74.445	ISCO
03/16/04 10:31	5.619	DIP	05/08/04 12:00	18.711	ISCO	06/02/04 01:30	73.092	ISCO
03/16/04 12:00	6.696	ISCO	05/09/04 12:00	14.535	ISCO	06/02/04 04:30	80.303	ISCO
03/17/04 12:00	8.209	ISCO	05/10/04 12:00	18.976	ISCO	06/02/04 07:30	62.904	ISCO
03/18/04 12:00	6.801	ISCO	05/11/04 08:51	6.476	DIP	06/02/04 10:30	60.644	ISCO
03/19/04 12:00	10.898	ISCO	05/11/04 12:00	21.186	ISCO	06/02/04 12:00	50.343	ISCO
03/20/04 12:00	13.410	ISCO	05/12/04 12:00	66.706	ISCO	06/02/04 21:15	67.682	ISCO
03/21/04 12:00	8.344	ISCO	05/13/04 12:00	67.617	ISCO	06/03/04 00:15	59.512	ISCO
03/22/04 11:13	4.383	DIP	05/14/04 12:00	106.149	ISCO	06/03/04 03:15	64.718	ISCO
03/22/04 12:00	10.337	ISCO	05/15/04 12:00	56.025	ISCO	06/03/04 12:00	54.787	ISCO
03/23/04 12:00	9.116	ISCO	05/16/04 12:00	30.294	ISCO	06/04/04 12:00	57.546	ISCO
03/24/04 12:00	8.348	ISCO	05/17/04 12:00	12.154	ISCO	06/05/04 12:00	58.248	ISCO
03/25/04 12:00	5.514	ISCO	05/18/04 09:27	7.746	DIP	06/06/04 12:00	51.724	ISCO
03/26/04 12:00	59.322	ISCO	05/18/04 12:00	33.062	ISCO	06/07/04 12:00	52.939	ISCO
03/27/04 12:00	10.795	ISCO	05/19/04 12:00	55.348	ISCO	06/08/04 09:15	29.096	DIP
03/28/04 12:00	10.919	ISCO	05/20/04 12:00	30.802	ISCO	06/08/04 12:00	59.608	ISCO
03/28/04 18:45	40.834	ISCO	05/21/04 12:00	26.449	ISCO	06/09/04 12:00	86.996	ISCO
03/28/04 21:45	81.622	ISCO	05/22/04 11:15	71.505	ISCO	06/10/04 12:00	75.534	ISCO
03/29/04 00:45	68.363	ISCO	05/22/04 12:00	108.853	ISCO	06/10/04 19:00	227.529	ISCO
03/29/04 03:45	49.205	ISCO	05/22/04 14:15	48.342	ISCO	06/10/04 22:00	515.275	ISCO
03/29/04 09:45	25.747	ISCO	05/22/04 17:15	61.882	ISCO	06/11/04 01:00	330.739	ISCO
03/29/04 10:13	21.774	DIP	05/22/04 20:15	59.505	ISCO	06/11/04 04:00	350.409	ISCO
03/29/04 12:00	20.453	ISCO	05/22/04 23:15	40.547	ISCO	06/11/04 07:00	261.017	ISCO
03/29/04 13:00	17.196	ISCO	05/23/04 02:15	32.447	ISCO	06/11/04 10:00	205.198	ISCO
03/30/04 12:00	8.618	ISCO	05/23/04 05:15	37.201	ISCO	06/11/04 12:00	152.176	ISCO
03/31/04 12:00	7.898	ISCO	05/23/04 08:15	34.407	ISCO	06/11/04 13:00	129.815	ISCO
04/01/04 12:00	8.331	ISCO	05/23/04 11:15	25.999	ISCO	06/11/04 16:00	105.823	ISCO
04/02/04 12:00	6.894	ISCO	05/23/04 12:00	26.244	ISCO	06/11/04 19:00	95.627	ISCO
04/03/04 12:00	8.375	ISCO	05/23/04 14:15	27.861	ISCO	06/12/04 12:00	79.022	ISCO
04/04/04 12:00	6.179	ISCO	05/23/04 17:15	26.350	ISCO	06/13/04 12:00	73.531	ISCO
04/05/04 12:00	6.887	ISCO	05/23/04 20:15	29.040	ISCO	06/14/04 12:00	65.888	ISCO
04/06/04 12:00	6.451	ISCO	05/25/04 11:24	147.921	DIP	06/15/04 12:00	80.757	ISCO
04/07/04 10:50	5.485	DIP	05/25/04 12:00	160.212	ISCO	06/16/04 09:14	31.811	DIP
04/07/04 12:00	8.302	ISCO	05/25/04 14:15	159.934	ISCO	06/16/04 12:00	47.066	ISCO
04/08/04 12:00	6.253	ISCO	05/25/04 17:15	114.420	ISCO	06/17/04 12:00	72.182	ISCO
04/09/04 12:00	8.623	ISCO	05/25/04 20:15	92.957	ISCO	06/18/04 12:00	79.471	ISCO
04/10/04 12:00	6.676	ISCO	05/25/04 23:15	88.444	ISCO	06/19/04 12:00	91.311	ISCO



**Table C4. (Continued)**

Date/Time (CST)	SSC (mg/L)	Sampling Method	Date/Time (CST)	SSC (mg/L)	Sampling Method	Date/Time (CST)	SSC (mg/L)	Sampling Method
06/20/04 12:00	66.098	ISCO	08/31/04 09:17	13.193	DIP	11/02/04 07:30	185.657	ISCO
06/21/04 12:00	56.224	ISCO	09/08/04 09:01	21.149	GRAB	11/02/04 12:00	149.832	ISCO
06/22/04 12:00	37.494	ISCO	09/14/04 09:00	13.418	DIP	11/02/04 13:30	120.048	ISCO
06/22/04 13:25	36.245	DIP	09/15/04 20:40	140.212	DIP	11/02/04 16:30	111.209	ISCO
06/23/04 12:00	23.927	ISCO	09/15/04 22:32	312.482	DIP	11/02/04 19:30	101.832	ISCO
06/24/04 12:00	22.283	ISCO	09/16/04 03:00	258.113	ISCO	11/02/04 22:30	89.747	ISCO
06/25/04 12:00	35.259	ISCO	09/16/04 08:31	79.371	DIP	11/03/04 01:30	83.606	ISCO
06/26/04 12:00	27.105	ISCO	09/16/04 12:00	67.271	ISCO	11/03/04 04:30	78.697	ISCO
06/27/04 12:00	36.307	ISCO	09/21/04 09:37	9.139	DIP	11/03/04 11:17	43.470	DIP
06/28/04 10:07	7.615	DIP	09/28/04 08:45	14.545	DIP	11/03/04 12:00	39.376	ISCO
06/28/04 12:00	32.804	ISCO	10/02/04 12:00	7.575	ISCO	11/03/04 13:45	30.698	ISCO
06/29/04 12:00	47.961	ISCO	10/03/04 12:00	8.196	ISCO	11/03/04 16:45	31.291	ISCO
06/30/04 12:00	56.484	ISCO	10/04/04 12:00	8.825	ISCO	11/04/04 05:15	62.687	ISCO
07/01/04 12:00	51.309	ISCO	10/05/04 09:26	9.480	DIP	11/04/04 08:15	58.655	ISCO
07/02/04 12:00	26.496	ISCO	10/06/04 12:00	17.512	ISCO	11/04/04 11:15	49.976	ISCO
07/03/04 12:00	34.859	ISCO	10/07/04 12:00	9.599	ISCO	11/04/04 12:00	50.624	ISCO
07/04/04 12:00	45.203	ISCO	10/08/04 12:00	68.818	ISCO	11/04/04 14:15	73.342	ISCO
07/05/04 12:00	31.467	ISCO	10/09/04 12:00	31.570	ISCO	11/04/04 17:15	51.291	ISCO
07/06/04 09:34	9.894	DIP	10/10/04 12:00	11.845	ISCO	11/04/04 20:15	53.441	ISCO
07/06/04 12:00	36.724	ISCO	10/11/04 12:00	10.725	ISCO	11/04/04 23:15	54.379	ISCO
07/07/04 12:00	31.131	ISCO	10/12/04 01:15	16.083	ISCO	11/05/04 02:15	44.744	ISCO
07/08/04 12:00	64.278	ISCO	10/12/04 04:15	16.555	ISCO	11/05/04 05:15	40.548	ISCO
07/09/04 12:00	74.127	ISCO	10/12/04 07:15	17.286	ISCO	11/05/04 12:00	21.097	ISCO
07/09/04 19:15	824.850	ISCO	10/12/04 09:52	11.032	DIP	11/06/04 12:00	23.364	ISCO
07/09/04 22:15	1000.393	ISCO	10/12/04 10:30	11.102	ISCO	11/07/04 12:00	18.392	ISCO
07/10/04 01:15	842.403	ISCO	10/13/04 12:00	10.173	ISCO	11/08/04 12:00	25.030	ISCO
07/10/04 04:15	762.178	ISCO	10/14/04 00:00	14.227	ISCO	11/08/04 15:37	10.979	DIP
07/10/04 07:15	723.691	ISCO	10/14/04 03:00	13.373	ISCO	11/09/04 12:00	19.730	ISCO
07/10/04 10:15	366.346	ISCO	10/14/04 06:00	13.127	ISCO	11/10/04 12:00	25.615	ISCO
07/10/04 12:00	278.442	ISCO	10/14/04 09:00	11.827	ISCO	11/11/04 12:00	29.837	ISCO
07/10/04 14:30	220.127	ISCO	10/14/04 12:00	8.015	ISCO	11/12/04 12:00	33.550	ISCO
07/10/04 17:30	171.872	ISCO	10/14/04 15:00	7.050	ISCO	11/13/04 12:00	36.567	ISCO
07/10/04 20:30	176.514	ISCO	10/14/04 18:00	7.331	ISCO	11/14/04 12:00	33.492	ISCO
07/11/04 12:00	47.030	ISCO	10/14/04 21:00	62.930	ISCO	11/15/04 12:00	28.207	ISCO
07/11/04 15:30	2771.969	ISCO	10/15/04 00:00	33.868	ISCO	11/16/04 11:09	13.458	DIP
07/11/04 15:48	1376.590	DIP	10/15/04 03:00	28.557	ISCO	11/16/04 12:00	32.470	ISCO
07/11/04 17:31	821.552	DIP	10/15/04 06:00	33.707	ISCO	11/17/04 12:00	36.188	ISCO
07/11/04 18:45	878.587	ISCO	10/15/04 09:00	44.788	ISCO	11/18/04 12:00	38.128	ISCO
07/11/04 21:45	261.955	ISCO	10/15/04 12:00	42.876	ISCO	11/19/04 12:00	17.384	ISCO
07/12/04 12:00	112.109	ISCO	10/15/04 15:00	31.211	ISCO	11/20/04 12:00	21.193	ISCO
07/13/04 09:15	60.196	DIP	10/15/04 18:00	24.544	ISCO	11/21/04 12:00	13.912	ISCO
07/13/04 12:00	96.386	ISCO	10/15/04 21:00	18.537	ISCO	11/22/04 10:41	9.021	DIP
07/14/04 12:00	166.792	ISCO	10/16/04 00:00	18.645	ISCO	11/22/04 12:00	8.584	ISCO
07/15/04 12:00	146.789	ISCO	10/16/04 06:00	24.306	ISCO	11/23/04 12:00	11.498	ISCO
07/16/04 12:00	128.320	ISCO	10/16/04 09:00	26.658	ISCO	11/26/04 12:00	22.537	ISCO
07/17/04 12:00	128.271	ISCO	10/19/04 09:55	8.080	DIP	11/27/04 07:45	110.140	ISCO
07/18/04 12:00	39.664	ISCO	10/22/04 21:30	1456.471	ISCO	11/27/04 10:45	314.080	ISCO
07/19/04 09:08	26.122	DIP	10/23/04 00:30	561.543	ISCO	11/27/04 13:45	415.179	ISCO
07/19/04 12:00	64.602	ISCO	10/23/04 06:30	805.740	ISCO	11/27/04 16:45	789.488	ISCO
07/20/04 12:00	68.437	ISCO	10/23/04 09:30	1171.368	ISCO	11/27/04 22:45	319.792	ISCO
07/21/04 12:00	61.018	ISCO	10/23/04 12:00	685.199	ISCO	11/28/04 04:45	179.298	ISCO
07/22/04 12:00	52.157	ISCO	10/23/04 12:30	610.293	ISCO	11/28/04 10:45	120.040	ISCO
07/23/04 12:00	79.629	ISCO	10/24/04 12:00	81.814	ISCO	11/28/04 12:00	82.473	ISCO
07/24/04 12:00	55.586	ISCO	10/25/04 12:00	27.441	ISCO	11/28/04 13:45	71.292	ISCO
07/25/04 12:00	31.416	ISCO	10/26/04 08:05	30.047	DIP	11/28/04 16:45	64.385	ISCO
07/26/04 12:00	30.489	ISCO	10/26/04 12:00	19.685	ISCO	11/28/04 19:45	68.963	ISCO
07/27/04 09:20	15.407	DIP	10/27/04 12:00	90.560	ISCO	11/28/04 22:45	66.808	ISCO
08/03/04 08:50	16.071	DIP	10/28/04 12:00	67.398	ISCO	11/29/04 04:45	75.336	ISCO
08/04/04 07:17	37.272	DIP	10/29/04 12:00	21.315	ISCO	11/30/04 10:56	17.610	DIP
08/09/04 12:00	11.333	ISCO	10/30/04 12:00	34.565	ISCO	11/30/04 12:00	17.545	ISCO
08/10/04 08:49	13.580	DIP	10/31/04 12:00	16.777	ISCO	11/30/04 13:45	12.074	ISCO
08/17/04 09:06	11.136	DIP	11/01/04 07:30	553.821	ISCO	11/30/04 16:45	12.976	ISCO
08/24/04 09:24	14.466	DIP	11/01/04 10:30	691.521	ISCO	11/30/04 19:45	21.871	ISCO
08/25/04 11:55	51.563	DIP	11/01/04 12:00	629.671	ISCO	11/30/04 22:45	31.895	ISCO
08/26/04 12:00	35.677	ISCO	11/01/04 13:30	820.844	ISCO	12/01/04 01:45	32.625	ISCO
08/27/04 12:00	55.152	ISCO	11/01/04 16:30	1158.957	ISCO	12/01/04 10:45	19.882	ISCO
08/28/04 12:00	37.785	ISCO	11/02/04 04:30	241.604	ISCO	12/01/04 12:00	15.589	ISCO

**Table C4. (Continued)**

Date/Time (CST)	SSC (mg/L)	Sampling Method	Date/Time (CST)	SSC (mg/L)	Sampling Method	Date/Time (CST)	SSC (mg/L)	Sampling Method
12/01/04 13:45	12.552	ISCO	01/12/05 21:30	4513.605	ISCO	04/05/05 08:34	8.862	DIP
12/01/04 16:45	9.359	ISCO	01/12/05 23:00	3744.432	ISCO	04/05/05 12:00	12.339	ISCO
12/01/04 19:45	14.117	ISCO	01/13/05 00:02	3326.886	ISCO	04/06/05 12:00	11.436	ISCO
12/02/04 01:45	20.421	ISCO	01/13/05 00:04	3816.423	D-74	04/08/05 12:00	12.546	ISCO
12/02/04 12:00	9.710	ISCO	01/13/05 00:19	3272.785	D-74	04/09/05 12:00	14.851	ISCO
12/03/04 12:00	12.177	ISCO	01/13/05 00:20	3084.708	ISCO	04/10/05 12:00	8.426	ISCO
12/04/04 12:00	11.220	ISCO	01/13/05 01:45	2452.823	ISCO	04/11/05 09:08	11.825	DIP
12/05/04 12:00	12.143	ISCO	01/13/05 02:00	2407.809	ISCO	04/11/05 12:00	17.223	ISCO
12/05/04 23:15	318.829	ISCO	01/13/05 08:00	959.361	ISCO	04/12/05 07:00	262.930	ISCO
12/06/04 02:15	406.042	ISCO	01/13/05 11:56	585.072	DH-76	04/12/05 10:00	237.537	ISCO
12/06/04 08:15	854.701	ISCO	01/19/05 10:29	47.571	GRAB	04/12/05 12:00	244.827	ISCO
12/07/04 08:08	280.296	DH-76	01/25/05 09:44	13.511	GRAB	04/12/05 16:00	470.525	ISCO
12/07/04 08:30	369.409	ISCO	02/01/05 10:17	13.096	DIP	04/12/05 19:00	231.272	ISCO
12/07/04 11:30	515.695	ISCO	02/04/05 12:00	20.636	ISCO	04/12/05 22:00	96.677	ISCO
12/07/04 12:00	633.746	ISCO	02/05/05 12:00	15.718	ISCO	04/13/05 01:00	65.640	ISCO
12/07/04 14:30	990.437	ISCO	02/06/05 12:00	14.088	ISCO	04/13/05 12:00	29.168	ISCO
12/07/04 14:34	970.112	ISCO	02/07/05 11:15	147.034	ISCO	04/14/05 12:00	24.874	ISCO
12/07/04 14:35	972.880	DH-76	02/07/05 12:00	142.233	ISCO	04/15/05 12:00	36.258	ISCO
12/07/04 14:44	938.168	DH-76	02/07/05 14:15	165.105	ISCO	04/16/05 12:00	37.464	ISCO
12/07/04 14:45	920.570	ISCO	02/07/05 17:15	127.072	ISCO	04/17/05 12:00	24.017	ISCO
12/07/04 17:30	477.111	ISCO	02/07/05 20:15	107.205	ISCO	04/18/05 12:00	33.848	ISCO
12/07/04 20:30	256.132	ISCO	02/07/05 23:15	91.029	ISCO	04/19/05 08:25	10.305	DIP
12/07/04 22:32	181.561	DH-76	02/08/05 02:15	96.214	ISCO	04/19/05 12:00	25.990	ISCO
12/07/04 23:30	167.668	ISCO	02/08/05 09:55	43.114	DIP	04/20/05 12:00	31.966	ISCO
12/08/04 11:30	57.824	ISCO	02/14/05 09:11	371.737	DIP	04/21/05 12:00	17.020	ISCO
12/08/04 12:00	56.860	ISCO	02/14/05 09:45	336.980	ISCO	04/22/05 01:45	360.770	ISCO
12/08/04 14:30	46.947	ISCO	02/14/05 12:00	243.971	ISCO	04/22/05 04:45	498.578	ISCO
12/08/04 17:30	38.855	ISCO	02/14/05 12:45	224.420	ISCO	04/22/05 07:45	247.500	ISCO
12/08/04 20:30	42.180	ISCO	02/14/05 15:45	178.007	ISCO	04/22/05 10:45	116.760	ISCO
12/08/04 23:30	44.614	ISCO	02/14/05 21:45	131.741	ISCO	04/22/05 12:00	90.569	ISCO
12/09/04 05:30	45.556	ISCO	02/15/05 03:45	103.478	ISCO	04/22/05 13:45	79.159	ISCO
12/09/04 11:30	27.745	ISCO	02/15/05 06:45	91.940	ISCO	04/22/05 16:45	61.431	ISCO
12/09/04 12:00	25.235	ISCO	02/15/05 09:45	76.618	ISCO	04/22/05 19:45	54.194	ISCO
12/09/04 14:30	17.604	ISCO	02/15/05 10:46	67.927	DIP	04/22/05 22:45	45.785	ISCO
12/09/04 17:30	19.792	ISCO	02/22/05 10:25	13.009	DIP	04/23/05 02:30	58.438	ISCO
12/10/04 11:55	16.850	DIP	03/01/05 09:51	8.921	DIP	04/23/05 05:30	62.209	ISCO
12/11/04 12:00	22.941	ISCO	03/08/05 09:31	7.576	DIP	04/23/05 08:30	44.826	ISCO
12/12/04 12:00	13.526	ISCO	03/15/05 10:16	6.222	DIP	04/23/05 11:30	28.829	ISCO
12/13/04 12:00	21.485	ISCO	03/16/05 12:00	12.773	ISCO	04/23/05 12:00	27.500	ISCO
12/14/04 10:11	17.287	DIP	03/17/05 12:00	8.513	ISCO	04/23/05 14:30	27.677	ISCO
12/21/04 10:02	10.306	DIP	03/18/05 12:00	6.951	ISCO	04/24/05 12:00	22.609	ISCO
12/28/04 07:54	6.882	DIP	03/20/05 12:00	6.020	ISCO	04/25/05 12:00	22.758	ISCO
01/03/05 17:37	2262.394	DH-76	03/21/05 12:00	5.438	ISCO	04/26/05 07:40	10.946	DIP
01/03/05 17:45	2192.962	ISCO	03/22/05 09:08	4.950	DIP	04/26/05 12:00	15.769	ISCO
01/03/05 20:45	1305.215	ISCO	03/22/05 12:00	4.657	ISCO	04/27/05 12:00	23.025	ISCO
01/04/05 02:45	411.789	ISCO	03/23/05 12:00	10.951	ISCO	04/28/05 12:00	42.166	ISCO
01/04/05 05:45	298.808	ISCO	03/24/05 12:00	13.385	ISCO	04/29/05 12:00	24.209	ISCO
01/04/05 08:45	210.652	ISCO	03/24/05 23:30	225.573	ISCO	04/30/05 12:00	22.910	ISCO
01/04/05 10:41	180.453	DIP	03/25/05 02:30	340.107	ISCO	05/01/05 12:00	32.038	ISCO
01/04/05 10:45	191.902	ISCO	03/25/05 05:30	520.026	ISCO	05/02/05 12:00	19.930	ISCO
01/04/05 12:00	169.003	ISCO	03/25/05 11:30	457.376	ISCO	05/03/05 07:54	7.619	DIP
01/04/05 13:45	153.438	ISCO	03/25/05 14:30	276.773	ISCO	05/03/05 12:00	24.746	ISCO
01/04/05 16:45	129.480	ISCO	03/25/05 17:30	208.765	ISCO	05/04/05 12:00	48.551	ISCO
01/04/05 19:45	109.659	ISCO	03/25/05 20:30	161.677	ISCO	05/05/05 12:00	63.627	ISCO
01/04/05 22:45	127.033	ISCO	03/26/05 11:30	66.497	ISCO	05/06/05 12:00	44.002	ISCO
01/05/05 04:45	119.441	ISCO	03/26/05 12:00	53.737	ISCO	05/07/05 12:00	68.487	ISCO
01/05/05 10:45	99.462	ISCO	03/26/05 14:30	46.570	ISCO	05/08/05 12:00	37.314	ISCO
01/11/05 10:12	24.612	DIP	03/26/05 17:30	42.837	ISCO	05/09/05 12:00	30.345	ISCO
01/11/05 12:00	25.494	ISCO	03/26/05 20:30	49.665	ISCO	05/10/05 09:50	12.262	DIP
01/12/05 12:00	34.376	ISCO	03/29/05 10:49	17.176	DIP	05/10/05 12:00	34.417	ISCO
01/12/05 14:00	44.839	ISCO	03/29/05 12:00	16.033	ISCO	05/11/05 12:00	60.745	ISCO
01/12/05 17:00	576.246	ISCO	03/30/05 12:00	22.438	ISCO	05/12/05 12:00	25.741	ISCO
01/12/05 18:05	888.883	DIP	03/31/05 12:00	35.284	ISCO	05/13/05 12:00	34.117	ISCO
01/12/05 18:45	2944.928	ISCO	04/01/05 12:00	10.946	ISCO	05/14/05 12:00	30.103	ISCO
01/12/05 19:15	4455.149	ISCO	04/02/05 12:00	9.025	ISCO	05/15/05 12:00	30.923	ISCO
01/12/05 20:00	4765.253	ISCO	04/03/05 12:00	16.244	ISCO	05/16/05 12:00	24.011	ISCO
01/12/05 20:28	4417.723	DH-76	04/04/05 12:00	8.509	ISCO	05/17/05 08:21	9.148	DIP

**Table C4. (Continued)**

Date/Time (CST)	SSC (mg/L)	Sampling Method	Date/Time (CST)	SSC (mg/L)	Sampling Method	Date/Time (CST)	SSC (mg/L)	Sampling Method
05/17/05 12:00	28.383	ISCO	07/17/05 12:00	33.912	ISCO	03/13/06 16:09	282.293	DIP
05/18/05 12:00	71.848	ISCO	07/18/05 12:00	29.308	ISCO	03/13/06 19:00	138.435	ISCO
05/19/05 12:00	72.009	ISCO	07/19/05 08:40	24.015	DIP	03/14/06 09:48	32.843	DIP
05/20/05 12:00	75.999	ISCO	07/19/05 12:00	85.555	ISCO	03/14/06 12:00	30.966	ISCO
05/21/05 12:00	62.911	ISCO	07/20/05 12:00	65.267	ISCO	03/15/06 12:00	10.804	ISCO
05/22/05 12:00	27.977	ISCO	07/21/05 12:00	76.504	ISCO	03/16/06 12:00	7.046	ISCO
05/23/05 12:00	13.385	ISCO	07/23/05 12:00	61.082	ISCO	03/17/06 12:00	5.624	ISCO
05/24/05 09:22	9.630	DIP	07/26/05 17:47	90.339	DIP	03/18/06 12:00	4.388	ISCO
05/26/05 12:00	33.728	ISCO	07/26/05 18:25	143.619	DIP	03/19/06 12:00	4.284	ISCO
05/27/05 12:00	35.168	ISCO	07/27/05 09:52	28.799	DIP	03/20/06 12:00	3.547	ISCO
05/28/05 12:00	48.985	ISCO	07/27/05 12:00	22.659	ISCO	03/21/06 11:04	13.266	DIP
05/29/05 12:00	40.337	ISCO	07/28/05 12:00	56.791	ISCO	03/21/06 12:00	14.893	ISCO
05/30/05 12:00	28.007	ISCO	08/02/05 09:25	17.798	DIP	03/22/06 12:00	9.645	ISCO
05/31/05 09:34	5.722	DIP	08/09/05 08:46	28.581	GRAB	03/23/06 12:00	6.759	ISCO
05/31/05 12:00	36.299	ISCO	08/16/05 08:38	24.235	GRAB	03/24/06 12:00	5.428	ISCO
06/01/05 12:00	66.729	ISCO	08/23/05 07:23	30.463	GRAB	03/25/06 12:00	4.056	ISCO
06/02/05 12:00	90.670	ISCO	08/30/05 08:15	34.577	GRAB	03/26/06 12:00	9.252	ISCO
06/03/05 12:00	95.638	ISCO	09/06/05 09:19	34.483	GRAB	03/27/06 12:00	6.716	ISCO
06/04/05 12:00	68.540	ISCO	09/13/05 07:59	65.346	GRAB	03/28/06 12:00	5.590	ISCO
06/05/05 12:00	41.771	ISCO	09/19/05 08:22	294.399	GRAB	03/28/06 13:04	4.603	DIP
06/06/05 12:00	25.270	ISCO	09/19/05 13:37	216.298	GRAB	03/29/06 12:00	15.447	ISCO
06/07/05 08:38	11.350	DIP	09/19/05 19:30	301.680	GRAB	03/30/06 12:00	7.885	ISCO
06/07/05 12:00	80.243	ISCO	09/20/05 08:35	79.673	GRAB	03/31/06 00:30	445.676	ISCO
06/08/05 12:00	92.590	ISCO	09/27/05 08:32	48.132	GRAB	03/31/06 03:15	1539.827	ISCO
06/09/05 12:00	136.596	ISCO	10/04/05 08:26	16.542	GRAB	03/31/06 03:30	1233.521	ISCO
06/10/05 12:00	59.591	ISCO	10/11/05 08:55	25.543	GRAB	03/31/06 06:30	1582.582	ISCO
06/11/05 12:00	88.181	ISCO	10/18/05 08:01	28.177	GRAB	03/31/06 09:30	2037.704	ISCO
06/12/05 12:00	105.670	ISCO	10/25/05 08:19	9.197	GRAB	03/31/06 12:00	867.599	ISCO
06/13/05 12:00	64.365	ISCO	11/01/05 09:09	10.497	GRAB	03/31/06 12:30	512.436	ISCO
06/14/05 08:08	20.395	DIP	11/08/05 08:54	32.548	GRAB	03/31/06 15:30	212.757	ISCO
06/14/05 12:00	50.174	ISCO	11/15/05 09:44	25.461	GRAB	03/31/06 18:30	114.354	ISCO
06/15/05 12:00	61.158	ISCO	11/21/05 09:58	40.868	GRAB	03/31/06 21:30	87.450	ISCO
06/16/05 12:00	98.354	ISCO	11/28/05 10:15	74.298	GRAB	04/01/06 00:30	77.278	ISCO
06/17/05 12:00	71.334	ISCO	11/28/05 15:53	51.820	GRAB	04/01/06 03:30	69.632	ISCO
06/18/05 12:00	60.951	ISCO	12/06/05 09:34	66.211	GRAB	04/01/06 06:30	56.849	ISCO
06/19/05 12:00	62.176	ISCO	12/13/05 09:18	5.639	GRAB	04/01/06 09:30	39.105	ISCO
06/20/05 12:00	52.145	ISCO	12/20/05 09:57	4.572	GRAB	04/01/06 12:00	31.306	ISCO
06/21/05 08:50	18.412	DIP	12/27/05 10:07	4.968	GRAB	04/01/06 12:30	25.274	ISCO
06/21/05 12:00	68.282	ISCO	01/02/06 17:13	115.390	GRAB	04/01/06 15:30	22.871	ISCO
06/22/05 12:00	77.731	ISCO	01/03/06 09:44	11.364	GRAB	04/01/06 18:30	23.910	ISCO
06/23/05 12:00	78.730	ISCO	01/10/06 09:04	5.741	DIP	04/01/06 21:30	27.226	ISCO
06/24/05 12:00	63.549	ISCO	01/17/06 09:31	8.228	DIP	04/02/06 00:30	24.574	ISCO
06/25/05 12:00	79.172	ISCO	01/24/06 08:59	4.577	DIP	04/02/06 03:30	24.329	ISCO
06/26/05 12:00	46.123	ISCO	01/29/06 12:31	136.566	DIP	04/02/06 06:30	62.004	ISCO
06/27/05 12:00	25.952	ISCO	01/29/06 19:41	54.420	DIP	04/03/06 14:41	120.842	DIP
06/28/05 08:24	25.549	DIP	01/30/06 09:05	31.930	DIP	04/03/06 15:30	118.275	ISCO
06/28/05 12:00	45.554	ISCO	01/31/06 09:28	7.469	DIP	04/03/06 18:30	80.316	ISCO
06/29/05 12:00	82.841	ISCO	02/07/06 09:38	4.034	GRAB	04/03/06 21:30	61.791	ISCO
06/30/05 12:00	52.893	ISCO	02/14/06 09:15	6.712	GRAB	04/04/06 09:30	31.017	ISCO
07/01/05 12:00	40.764	ISCO	02/21/06 09:05	5.244	GRAB	04/04/06 12:00	24.833	ISCO
07/02/05 12:00	57.782	ISCO	02/28/06 09:41	5.565	GRAB	04/04/06 12:30	25.889	ISCO
07/03/05 12:00	24.070	ISCO	03/07/06 09:29	5.120	DIP	04/04/06 14:17	18.952	DIP
07/04/05 12:00	39.058	ISCO	03/07/06 12:00	7.945	ISCO	04/04/06 17:00	19.958	ISCO
07/05/05 09:07	12.692	DIP	03/08/06 12:00	12.673	ISCO	04/04/06 20:00	21.887	ISCO
07/05/05 12:00	33.587	ISCO	03/09/06 12:00	8.341	ISCO	04/04/06 23:00	16.979	ISCO
07/06/05 12:00	78.526	ISCO	03/10/06 12:00	6.919	ISCO	04/05/06 02:00	23.327	ISCO
07/07/05 12:00	66.388	ISCO	03/11/06 12:00	4.707	ISCO	04/05/06 05:00	21.055	ISCO
07/08/05 12:00	57.685	ISCO	03/12/06 12:00	19.649	ISCO	04/05/06 08:00	22.060	ISCO
07/09/05 12:00	37.905	ISCO	03/13/06 01:00	648.832	ISCO	04/05/06 11:00	19.221	ISCO
07/10/05 12:00	33.604	ISCO	03/13/06 03:30	1780.763	ISCO	04/05/06 12:00	19.032	ISCO
07/11/05 12:00	22.607	ISCO	03/13/06 04:00	1111.227	ISCO	04/05/06 14:00	16.627	ISCO
07/12/05 11:50	16.670	DIP	03/13/06 07:00	1743.830	ISCO	04/05/06 17:00	21.688	ISCO
07/12/05 12:00	39.950	ISCO	03/13/06 09:42	3142.042	DIP	04/05/06 20:00	20.750	ISCO
07/13/05 12:00	37.134	ISCO	03/13/06 10:00	2599.475	ISCO	04/05/06 23:00	16.089	ISCO
07/14/05 12:00	55.827	ISCO	03/13/06 12:00	1444.891	ISCO	04/06/06 02:00	31.571	ISCO
07/15/05 12:00	49.182	ISCO	03/13/06 13:00	894.288	ISCO	04/06/06 05:00	150.479	ISCO
07/16/05 12:00	44.260	ISCO	03/13/06 16:00	294.164	ISCO	04/06/06 07:30	932.913	ISCO

**Table C4. (Continued)**

Date/Time (CST)	SSC (mg/L)	Sampling Method	Date/Time (CST)	SSC (mg/L)	Sampling Method	Date/Time (CST)	SSC (mg/L)	Sampling Method
04/06/06 08:00	1902.201	ISCO	05/01/06 21:00	152.422	ISCO	06/13/06 08:17	9.034	DIP
04/06/06 11:00	1589.540	ISCO	05/02/06 00:00	140.081	ISCO	06/13/06 12:00	30.791	ISCO
04/06/06 14:00	1388.173	ISCO	05/02/06 03:00	130.801	ISCO	06/14/06 12:00	31.205	ISCO
04/06/06 17:00	658.372	ISCO	05/02/06 06:00	114.256	ISCO	06/15/06 12:00	36.471	ISCO
04/06/06 19:04	424.923	DH-76	05/02/06 08:43	96.217	DIP	06/16/06 12:00	18.435	ISCO
04/06/06 20:00	781.524	ISCO	05/02/06 08:45	92.580	ISCO	06/17/06 12:00	11.288	ISCO
04/06/06 21:00	4446.596	ISCO	05/02/06 11:45	75.013	ISCO	06/18/06 12:00	21.067	ISCO
04/06/06 23:00	3712.944	ISCO	05/02/06 12:00	70.510	ISCO	06/19/06 10:39	4.867	DIP
04/07/06 02:00	1559.858	ISCO	05/02/06 14:45	62.341	ISCO	06/19/06 12:00	36.046	ISCO
04/07/06 05:00	761.182	ISCO	05/02/06 17:45	63.375	ISCO	06/20/06 12:00	53.063	ISCO
04/07/06 06:08	612.587	DH-76	05/02/06 20:45	67.810	ISCO	06/21/06 12:00	25.748	ISCO
04/07/06 08:00	478.288	ISCO	05/02/06 23:45	67.990	ISCO	06/22/06 12:00	58.885	ISCO
04/07/06 11:00	365.614	ISCO	05/03/06 02:45	70.412	ISCO	06/23/06 12:00	30.995	ISCO
04/07/06 12:00	322.457	ISCO	05/03/06 05:45	64.968	ISCO	06/24/06 12:00	36.787	ISCO
04/07/06 14:00	279.666	ISCO	05/03/06 08:45	56.520	ISCO	06/25/06 12:00	33.077	ISCO
04/07/06 17:00	234.585	ISCO	05/03/06 11:45	44.113	ISCO	06/26/06 12:00	36.630	ISCO
04/07/06 20:00	220.423	ISCO	05/03/06 12:00	44.625	ISCO	06/27/06 12:00	30.034	ISCO
04/07/06 23:00	248.297	ISCO	05/03/06 14:45	36.860	ISCO	06/27/06 15:44	592.213	DIP
04/08/06 02:00	200.424	ISCO	05/04/06 12:00	35.445	ISCO	06/28/06 12:00	63.809	ISCO
04/08/06 05:00	160.112	ISCO	05/05/06 12:00	24.349	ISCO	06/29/06 12:00	52.624	ISCO
04/08/06 08:00	138.369	ISCO	05/06/06 12:00	22.807	ISCO	06/30/06 12:00	36.267	ISCO
04/08/06 11:00	112.513	ISCO	05/07/06 12:00	18.187	ISCO	07/01/06 12:00	32.176	ISCO
04/08/06 12:00	102.293	ISCO	05/08/06 12:00	97.777	ISCO	07/02/06 12:00	34.590	ISCO
04/08/06 14:00	93.833	ISCO	05/09/06 12:00	14.106	ISCO	07/03/06 12:00	24.604	ISCO
04/08/06 17:00	81.452	ISCO	05/10/06 09:00	17.443	DIP	07/04/06 12:00	27.503	ISCO
04/08/06 20:00	88.849	ISCO	05/10/06 12:00	13.486	ISCO	07/05/06 09:27	9.777	DIP
04/08/06 23:00	92.579	ISCO	05/11/06 12:00	9.912	ISCO	07/05/06 12:00	51.816	ISCO
04/09/06 02:00	91.231	ISCO	05/12/06 12:00	9.039	ISCO	07/06/06 12:00	28.660	ISCO
04/09/06 05:00	92.093	ISCO	05/13/06 12:00	10.541	ISCO	07/07/06 12:00	34.043	ISCO
04/09/06 08:00	82.497	ISCO	05/14/06 12:00	10.776	ISCO	07/08/06 12:00	15.932	ISCO
04/11/06 07:38	45.725	DIP	05/15/06 09:45	12.028	DIP	07/09/06 12:00	10.237	ISCO
04/11/06 12:00	46.854	ISCO	05/15/06 12:00	61.137	ISCO	07/10/06 12:00	12.274	ISCO
04/12/06 12:00	43.039	ISCO	05/15/06 22:15	522.077	ISCO	07/11/06 08:49	12.453	DIP
04/13/06 12:00	32.373	ISCO	05/16/06 01:15	872.694	ISCO	07/11/06 12:00	33.657	ISCO
04/14/06 04:30	138.503	ISCO	05/16/06 04:15	1243.610	ISCO	07/12/06 12:00	45.807	ISCO
04/14/06 07:30	469.933	ISCO	05/16/06 07:15	697.201	ISCO	07/13/06 12:00	44.025	ISCO
04/14/06 10:30	1578.403	ISCO	05/16/06 10:15	467.800	ISCO	07/14/06 12:00	41.971	ISCO
04/14/06 12:00	621.728	ISCO	05/16/06 12:00	227.455	ISCO	07/15/06 12:00	47.618	ISCO
04/14/06 13:30	309.190	ISCO	05/16/06 13:15	156.058	ISCO	07/16/06 12:00	58.742	ISCO
04/15/06 12:00	51.499	ISCO	05/17/06 12:00	93.235	ISCO	07/17/06 12:00	40.543	ISCO
04/16/06 12:00	38.779	ISCO	05/18/06 12:00	34.317	ISCO	07/18/06 08:29	30.855	DIP
04/17/06 12:00	50.102	ISCO	05/19/06 12:00	31.635	ISCO	07/18/06 12:00	49.831	ISCO
04/18/06 08:15	22.922	DIP	05/20/06 12:00	36.703	ISCO	07/19/06 12:00	39.522	ISCO
04/18/06 12:00	19.876	ISCO	05/21/06 12:00	33.973	ISCO	07/19/06 16:27	155.470	DIP
04/19/06 12:00	23.979	ISCO	05/22/06 12:00	26.207	ISCO	07/19/06 22:54	42.765	DIP
04/20/06 12:00	17.073	ISCO	05/23/06 08:36	10.127	DIP	07/20/06 09:26	24.834	DIP
04/21/06 12:00	15.397	ISCO	05/23/06 12:00	37.097	ISCO	07/20/06 12:00	44.530	ISCO
04/22/06 12:00	13.760	ISCO	05/24/06 12:00	28.459	ISCO	07/21/06 12:00	42.491	ISCO
04/23/06 12:00	10.858	ISCO	05/25/06 12:00	42.187	ISCO	07/22/06 12:00	21.731	ISCO
04/24/06 12:00	17.256	ISCO	05/26/06 12:00	27.163	ISCO	07/23/06 12:00	14.026	ISCO
04/25/06 08:26	17.728	DIP	05/27/06 12:00	39.385	ISCO	07/24/06 12:00	10.473	ISCO
04/25/06 12:00	12.069	ISCO	05/28/06 12:00	37.797	ISCO	07/25/06 08:20	9.309	DIP
04/26/06 12:00	9.031	ISCO	05/29/06 12:00	40.792	ISCO	07/25/06 12:00	14.433	ISCO
04/27/06 12:00	8.523	ISCO	05/30/06 09:11	8.680	DIP	07/26/06 12:00	40.438	ISCO
04/28/06 12:00	18.038	ISCO	05/30/06 12:00	24.278	ISCO	07/27/06 12:00	41.872	ISCO
04/29/06 12:00	61.889	ISCO	05/31/06 12:00	44.033	ISCO	07/28/06 12:00	25.106	ISCO
04/30/06 12:00	50.456	ISCO	06/01/06 12:00	44.621	ISCO	07/29/06 12:00	20.370	ISCO
04/30/06 18:00	186.520	ISCO	06/02/06 12:00	29.556	ISCO	07/30/06 12:00	17.031	ISCO
04/30/06 18:30	10819.044	ISCO	06/03/06 12:00	32.500	ISCO	07/31/06 12:00	12.512	ISCO
04/30/06 21:00	4752.470	ISCO	06/04/06 12:00	40.508	ISCO	08/01/06 11:48	6.554	DIP
05/01/06 03:00	979.299	ISCO	06/05/06 12:00	26.865	ISCO	08/01/06 12:00	36.440	ISCO
05/01/06 06:00	530.664	ISCO	06/06/06 09:09	11.995	DIP	08/02/06 12:00	32.378	ISCO
05/01/06 09:00	336.269	ISCO	06/06/06 12:00	37.159	ISCO	08/03/06 12:00	21.476	ISCO
05/01/06 09:13	317.211	DH-76	06/07/06 12:00	53.878	ISCO	08/04/06 12:00	14.684	ISCO
05/01/06 12:00	244.349	ISCO	06/08/06 12:00	61.173	ISCO	08/05/06 12:00	11.426	ISCO
05/01/06 15:00	190.544	ISCO	06/09/06 12:00	30.093	ISCO	08/06/06 12:00	6.607	ISCO
05/01/06 18:00	196.978	ISCO	06/12/06 12:00	34.464	ISCO	08/07/06 12:00	10.932	ISCO

**Table C4. (Continued)**

Date/Time (CST)	SSC (mg/L)	Sampling Method	Date/Time (CST)	SSC (mg/L)	Sampling Method	Date/Time (CST)	SSC (mg/L)	Sampling Method
08/08/06 11:31	3.865	DIP	10/19/06 12:00	8.451	ISCO	01/06/07 05:00	17.192	ISCO
08/08/06 12:00	11.295	ISCO	10/20/06 12:00	3.687	ISCO	01/06/07 08:00	14.973	ISCO
08/09/06 12:00	79.143	ISCO	10/21/06 12:00	4.456	ISCO	01/06/07 11:00	8.613	ISCO
08/10/06 12:00	32.658	ISCO	10/24/06 08:37	8.223	DIP	01/06/07 12:00	8.960	ISCO
08/11/06 12:00	11.265	ISCO	10/24/06 12:00	11.524	ISCO	01/06/07 14:00	6.206	ISCO
08/12/06 12:00	10.433	ISCO	10/25/06 12:00	5.171	ISCO	01/06/07 17:00	7.064	ISCO
08/13/06 12:00	9.980	ISCO	10/26/06 12:00	6.285	ISCO	01/06/07 20:00	7.466	ISCO
08/14/06 12:00	12.556	ISCO	10/27/06 12:00	4.160	ISCO	01/09/07 09:03	7.553	DIP
08/15/06 12:00	8.209	ISCO	10/28/06 12:00	5.036	ISCO	01/11/07 12:00	12.764	ISCO
08/15/06 12:14	9.557	DIP	10/29/06 12:00	3.573	ISCO	01/12/07 12:00	7.214	ISCO
08/16/06 12:00	6.317	ISCO	10/30/06 12:00	3.660	ISCO	01/13/07 12:00	22.824	ISCO
08/17/06 12:00	6.815	ISCO	10/31/06 08:57	4.924	DIP	01/17/07 09:52	5.346	DIP
08/18/06 12:00	8.218	ISCO	10/31/06 12:00	5.166	ISCO	01/23/07 11:36	2.587	DIP
08/19/06 12:00	25.543	ISCO	11/08/06 10:19	3.335	DIP	01/30/07 09:52	6.151	DIP
08/20/06 12:00	7.638	ISCO	11/08/06 12:00	22.369	ISCO	02/06/07 09:22	32.484	DIP
08/21/06 12:00	6.521	ISCO	11/09/06 12:00	6.590	ISCO	02/15/07 10:16	7.419	GRAB
08/22/06 12:00	15.115	ISCO	11/10/06 12:00	4.054	ISCO	02/21/07 09:16	7.013	GRAB
08/23/06 10:43	4.925	DIP	11/14/06 09:46	14.237	DIP	02/23/07 10:15	52.698	DIP
08/26/06 12:00	10.021	ISCO	11/14/06 12:00	16.271	ISCO	02/24/07 18:12	100.091	DIP
08/27/06 12:00	8.126	ISCO	11/17/06 12:00	7.064	ISCO	02/25/07 10:41	421.808	DH-76
08/28/06 12:00	43.121	ISCO	11/19/06 12:00	4.493	ISCO	02/25/07 11:00	419.754	ISCO
08/28/06 13:34	37.945	DIP	11/20/06 10:49	2.176	DIP	02/25/07 14:11	208.575	DH-76
08/29/06 09:01	22.126	DIP	11/20/06 12:00	12.075	ISCO	02/25/07 18:56	107.442	DH-76
08/29/06 12:00	17.163	ISCO	11/21/06 12:00	9.159	ISCO	02/26/07 12:51	75.985	DIP
08/30/06 12:00	12.430	ISCO	11/22/06 12:00	5.886	ISCO	02/27/07 09:43	32.406	DIP
08/31/06 12:00	13.237	ISCO	11/23/06 12:00	6.748	ISCO	03/01/07 08:41	1308.383	DH-76
09/01/06 12:00	10.926	ISCO	11/24/06 12:00	9.568	ISCO	03/01/07 11:00	974.744	ISCO
09/02/06 12:00	8.570	ISCO	11/25/06 12:00	12.010	ISCO	03/01/07 11:51	1100.347	DH-76
09/04/06 12:00	18.695	ISCO	11/26/06 12:00	10.879	ISCO	03/01/07 12:00	1016.041	ISCO
09/05/06 09:14	10.513	DIP	11/27/06 12:00	2.329	ISCO	03/01/07 14:00	1427.358	ISCO
09/06/06 12:00	10.276	ISCO	11/28/06 12:00	3.261	ISCO	03/02/07 00:07	861.755	DH-76
09/07/06 12:00	11.387	ISCO	11/28/06 15:04	4.230	DIP	03/02/07 11:31	226.804	DIP
09/08/06 12:00	10.606	ISCO	11/29/06 11:15	129.245	ISCO	03/13/07 08:16	38.329	DIP
09/09/06 12:00	10.206	ISCO	11/29/06 12:00	103.588	ISCO	03/13/07 12:00	40.280	ISCO
09/10/06 12:00	8.547	ISCO	11/29/06 15:19	30.053	DIP	03/14/07 12:00	25.729	ISCO
09/11/06 08:49	45.546	DIP	11/29/06 20:21	83.114	DIP	03/15/07 12:00	82.099	ISCO
09/11/06 12:00	17.870	ISCO	12/06/06 09:48	5.753	GRAB	03/15/07 15:00	38.268	ISCO
09/11/06 18:15	29.628	ISCO	12/12/06 08:43	48.577	DIP	03/20/07 09:32	9.128	DIP
09/11/06 21:15	37.171	ISCO	12/12/06 14:54	88.631	DIP	03/20/07 12:00	28.754	ISCO
09/12/06 00:15	26.703	ISCO	12/12/06 22:00	78.779	DIP	03/21/07 07:37	45.724	DIP
09/12/06 03:15	31.564	ISCO	12/18/06 09:59	4.375	DIP	03/21/07 08:00	38.694	ISCO
09/12/06 12:00	52.571	ISCO	12/27/06 09:01	6.583	DIP	03/21/07 11:00	121.069	ISCO
09/13/06 12:00	13.537	ISCO	12/27/06 12:00	5.855	ISCO	03/21/07 12:00	119.891	ISCO
09/14/06 12:00	16.406	ISCO	12/28/06 12:00	4.254	ISCO	03/21/07 13:18	99.183	DIP
09/15/06 12:00	11.463	ISCO	12/29/06 12:00	4.566	ISCO	03/21/07 14:15	129.909	ISCO
09/16/06 12:00	7.147	ISCO	12/30/06 12:00	5.502	ISCO	03/21/07 17:15	182.455	ISCO
09/17/06 12:00	8.040	ISCO	12/31/06 12:00	15.611	ISCO	03/21/07 20:15	387.373	ISCO
09/18/06 12:00	7.265	ISCO	12/31/06 13:30	16.233	ISCO	03/21/07 23:15	105.410	ISCO
09/19/06 08:49	11.029	DIP	12/31/06 16:30	11.574	ISCO	03/22/07 02:15	79.275	ISCO
09/19/06 12:00	6.090	ISCO	01/02/07 09:48	1.872	DIP	03/22/07 05:15	84.666	ISCO
09/20/06 12:00	5.589	ISCO	01/02/07 12:00	4.686	ISCO	03/22/07 08:15	92.373	ISCO
09/21/06 12:00	5.442	ISCO	01/03/07 12:00	4.607	ISCO	03/22/07 11:15	74.236	ISCO
09/22/06 12:00	4.425	ISCO	01/04/07 12:00	1.612	ISCO	03/22/07 12:00	65.501	ISCO
09/23/06 12:00	5.656	ISCO	01/04/07 17:00	51.093	ISCO	03/22/07 14:15	145.541	ISCO
09/24/06 12:00	8.747	ISCO	01/04/07 19:45	739.341	ISCO	03/22/07 17:15	144.874	ISCO
09/25/06 12:00	7.502	ISCO	01/04/07 20:00	447.095	ISCO	03/22/07 20:15	75.546	ISCO
09/26/06 07:53	6.710	DIP	01/05/07 02:00	273.233	ISCO	03/23/07 01:30	2213.300	ISCO
09/27/06 12:00	4.928	ISCO	01/05/07 08:00	177.452	ISCO	03/23/07 02:15	2265.593	ISCO
09/28/06 12:00	3.292	ISCO	01/05/07 10:11	90.909	DH-76	03/23/07 04:45	2688.119	ISCO
09/29/06 12:00	4.552	ISCO	01/05/07 11:00	73.334	ISCO	03/23/07 05:15	3959.662	ISCO
09/30/06 12:00	3.108	ISCO	01/05/07 12:00	59.126	ISCO	03/23/07 06:06	5221.929	DH-76
10/01/06 12:00	4.942	ISCO	01/05/07 14:00	42.265	ISCO	03/23/07 08:30	2669.402	ISCO
10/03/06 08:31	5.380	DIP	01/05/07 15:25	40.458	DIP	03/23/07 09:11	2692.767	DH-76
10/11/06 08:11	14.886	GRAB	01/05/07 17:00	32.781	ISCO	03/23/07 10:29	2282.158	ISCO
10/17/06 08:24	36.643	DIP	01/05/07 20:00	26.554	ISCO	03/23/07 10:30	2274.312	DH-76
10/17/06 12:00	24.743	ISCO	01/05/07 23:00	22.562	ISCO	03/23/07 10:38	2183.247	DH-76
10/18/06 12:00	10.863	ISCO	01/06/07 02:00	19.116	ISCO	03/23/07 10:39	2132.678	ISCO

**Table C4. (Continued)**

Date/Time (CST)	SSC (mg/L)	Sampling Method	Date/Time (CST)	SSC (mg/L)	Sampling Method	Date/Time (CST)	SSC (mg/L)	Sampling Method
03/23/07 11:30	1603.958	ISCO	03/31/07 23:45	169.247	ISCO	04/28/07 02:00	106.441	ISCO
03/23/07 12:00	1478.731	ISCO	04/01/07 02:45	323.529	ISCO	04/28/07 05:00	96.646	ISCO
03/23/07 14:30	1076.969	ISCO	04/01/07 05:45	271.025	ISCO	04/28/07 08:00	77.178	ISCO
03/23/07 16:47	784.602	DH-76	04/01/07 08:45	147.125	ISCO	04/28/07 11:00	60.557	ISCO
03/23/07 17:30	688.835	ISCO	04/01/07 11:45	108.764	ISCO	04/28/07 12:00	53.729	ISCO
03/23/07 20:30	533.236	ISCO	04/01/07 12:00	98.950	ISCO	04/28/07 14:00	47.805	ISCO
03/23/07 23:30	431.982	ISCO	04/01/07 14:45	97.933	ISCO	04/28/07 17:00	70.203	ISCO
03/24/07 02:30	357.477	ISCO	04/01/07 17:45	94.072	ISCO	04/28/07 20:00	67.423	ISCO
03/24/07 05:30	330.149	ISCO	04/01/07 20:45	88.197	ISCO	05/01/07 07:57	31.756	DIP
03/24/07 08:30	254.000	ISCO	04/01/07 23:45	91.362	ISCO	05/01/07 12:00	21.343	ISCO
03/24/07 08:31	233.804	DIP	04/02/07 08:45	61.960	ISCO	05/02/07 12:00	45.108	ISCO
03/24/07 11:00	4934.425	ISCO	04/02/07 11:45	54.891	ISCO	05/03/07 12:00	20.149	ISCO
03/24/07 12:00	13397.876	ISCO	04/03/07 08:29	73.177	DIP	05/04/07 12:00	22.684	ISCO
03/24/07 13:00	8887.791	ISCO	04/03/07 08:45	61.976	ISCO	05/05/07 12:00	34.138	ISCO
03/24/07 14:30	5387.643	ISCO	04/03/07 11:45	58.146	ISCO	05/06/07 12:00	22.278	ISCO
03/24/07 16:30	3614.641	ISCO	04/03/07 12:00	56.030	ISCO	05/07/07 12:00	13.038	ISCO
03/24/07 16:46	3613.911	DH-76	04/03/07 14:45	62.748	ISCO	05/08/07 08:39	8.009	DIP
03/24/07 17:30	2939.751	ISCO	04/03/07 17:45	70.055	ISCO	05/08/07 12:00	25.564	ISCO
03/24/07 20:30	1849.153	ISCO	04/09/07 08:44	18.437	DIP	05/09/07 12:00	67.252	ISCO
03/24/07 23:30	1177.944	ISCO	04/09/07 12:00	12.783	ISCO	05/10/07 12:00	48.910	ISCO
03/25/07 05:30	609.585	ISCO	04/10/07 12:00	15.177	ISCO	05/11/07 12:00	54.937	ISCO
03/25/07 08:30	475.561	ISCO	04/11/07 05:15	50.825	ISCO	05/12/07 12:00	62.125	ISCO
03/25/07 11:30	416.975	ISCO	04/11/07 08:15	55.553	ISCO	05/13/07 12:00	79.344	ISCO
03/25/07 12:00	368.091	ISCO	04/11/07 11:15	46.057	ISCO	05/14/07 12:00	47.003	ISCO
03/25/07 12:42	346.508	DH-76	04/11/07 12:00	44.332	ISCO	05/15/07 08:14	20.561	DIP
03/25/07 14:30	318.545	ISCO	04/11/07 14:15	45.654	ISCO	05/15/07 12:00	30.598	ISCO
03/25/07 17:30	330.793	ISCO	04/11/07 17:15	81.713	ISCO	05/16/07 12:00	27.552	ISCO
03/25/07 20:30	355.427	ISCO	04/11/07 20:15	74.866	ISCO	05/17/07 12:00	26.472	ISCO
03/25/07 23:30	298.771	ISCO	04/17/07 08:37	13.581	DIP	05/18/07 12:00	25.169	ISCO
03/26/07 02:30	279.906	ISCO	04/17/07 12:00	15.622	ISCO	05/19/07 12:00	29.829	ISCO
03/26/07 05:30	220.756	ISCO	04/18/07 12:00	23.653	ISCO	05/20/07 12:00	37.651	ISCO
03/26/07 08:35	167.226	DIP	04/19/07 12:00	25.433	ISCO	05/21/07 12:00	36.538	ISCO
03/26/07 11:30	155.964	ISCO	04/20/07 12:00	16.427	ISCO	05/22/07 08:47	10.945	DIP
03/26/07 12:00	145.782	ISCO	04/21/07 12:00	14.758	ISCO	05/22/07 12:00	22.782	ISCO
03/26/07 14:30	137.036	ISCO	04/22/07 12:00	14.397	ISCO	05/23/07 12:00	35.624	ISCO
03/26/07 17:30	133.781	ISCO	04/23/07 12:00	7.599	ISCO	05/24/07 12:00	15.529	ISCO
03/26/07 20:30	140.702	ISCO	04/24/07 08:36	9.298	DIP	05/25/07 12:00	73.462	ISCO
03/26/07 23:30	134.846	ISCO	04/24/07 12:00	13.090	ISCO	05/29/07 09:25	53.134	DIP
03/27/07 02:30	125.299	ISCO	04/25/07 00:15	1205.860	ISCO	05/29/07 09:30	60.576	ISCO
03/27/07 05:30	110.489	ISCO	04/25/07 01:30	2376.667	ISCO	05/29/07 12:00	62.297	ISCO
03/27/07 08:30	105.827	ISCO	04/25/07 06:15	2757.246	ISCO	05/29/07 12:30	49.491	ISCO
03/27/07 11:30	95.933	ISCO	04/25/07 07:18	1905.064	DH-76	05/30/07 12:00	88.737	ISCO
03/27/07 12:00	88.120	ISCO	04/25/07 09:15	1307.830	ISCO	05/31/07 12:00	63.670	ISCO
03/27/07 14:30	87.767	ISCO	04/25/07 12:00	487.657	ISCO	05/31/07 17:30	728.223	ISCO
03/27/07 17:30	80.811	ISCO	04/25/07 12:15	435.452	ISCO	05/31/07 20:30	360.808	ISCO
03/27/07 20:30	92.751	ISCO	04/25/07 15:15	276.290	ISCO	05/31/07 23:30	148.768	ISCO
03/27/07 23:30	90.246	ISCO	04/25/07 18:15	235.752	ISCO	06/01/07 12:00	105.984	ISCO
03/28/07 02:30	87.237	ISCO	04/26/07 00:15	156.974	ISCO	06/02/07 12:00	98.884	ISCO
03/28/07 05:30	84.791	ISCO	04/26/07 03:15	171.455	ISCO	06/03/07 12:00	99.570	ISCO
03/28/07 08:30	80.108	ISCO	04/26/07 06:15	453.665	ISCO	06/04/07 12:00	86.764	ISCO
03/28/07 11:30	68.381	ISCO	04/26/07 08:00	616.478	ISCO	06/05/07 08:11	36.270	DIP
03/28/07 12:00	60.683	ISCO	04/26/07 08:11	651.578	DH-76	06/05/07 12:00	45.454	ISCO
03/28/07 14:30	59.294	ISCO	04/26/07 11:00	1240.340	ISCO	06/06/07 12:00	69.370	ISCO
03/28/07 17:30	59.590	ISCO	04/26/07 12:00	1209.763	ISCO	06/07/07 12:00	65.564	ISCO
03/28/07 20:30	63.003	ISCO	04/26/07 14:00	1091.694	ISCO	06/08/07 12:00	87.280	ISCO
03/28/07 23:30	61.753	ISCO	04/26/07 17:00	571.512	ISCO	06/09/07 12:00	58.662	ISCO
03/30/07 17:41	761.407	DH-76	04/26/07 20:00	374.221	ISCO	06/10/07 12:00	101.499	ISCO
03/30/07 20:45	444.236	ISCO	04/26/07 23:00	306.829	ISCO	06/11/07 08:53	30.272	DIP
03/30/07 23:45	302.298	ISCO	04/27/07 02:00	239.671	ISCO	06/11/07 12:00	84.282	ISCO
03/31/07 02:45	231.962	ISCO	04/27/07 05:00	180.726	ISCO	06/12/07 12:00	130.029	ISCO
03/31/07 05:45	201.503	ISCO	04/27/07 08:00	157.678	ISCO	06/13/07 12:00	67.577	ISCO
03/31/07 08:45	165.398	ISCO	04/27/07 11:00	122.230	ISCO	06/14/07 12:00	88.852	ISCO
03/31/07 11:45	163.888	ISCO	04/27/07 12:00	112.079	ISCO	06/15/07 12:00	47.062	ISCO
03/31/07 12:00	144.202	ISCO	04/27/07 14:00	102.017	ISCO	06/16/07 12:00	57.680	ISCO
03/31/07 14:45	149.201	ISCO	04/27/07 17:00	102.035	ISCO	06/17/07 12:00	69.821	ISCO
03/31/07 17:45	129.206	ISCO	04/27/07 20:00	106.516	ISCO	06/18/07 12:00	42.629	ISCO
03/31/07 20:45	164.065	ISCO	04/27/07 23:00	107.028	ISCO	06/19/07 12:00	103.011	ISCO

**Table C4. (Continued)**

Date/Time (CST)	SSC (mg/L)	Sampling Method	Date/Time (CST)	SSC (mg/L)	Sampling Method	Date/Time (CST)	SSC (mg/L)	Sampling Method
06/19/07 12:35	59.495	DIP	07/26/07 12:00	101.036	ISCO	09/01/07 12:00	108.138	ISCO
06/20/07 12:00	41.728	ISCO	07/27/07 12:00	87.999	ISCO	09/02/07 12:00	81.915	ISCO
06/21/07 12:00	76.864	ISCO	07/28/07 12:00	101.648	ISCO	09/03/07 12:00	61.790	ISCO
06/22/07 17:00	554.692	ISCO	07/29/07 12:00	87.559	ISCO	09/04/07 12:00	43.715	ISCO
06/23/07 10:29	1408.012	DIP	07/30/07 12:00	58.183	ISCO	09/05/07 08:24	25.355	DIP
06/23/07 10:45	1306.824	ISCO	07/31/07 07:53	35.302	DIP	09/05/07 12:00	37.090	ISCO
06/23/07 12:00	921.743	ISCO	07/31/07 12:00	33.986	ISCO	09/06/07 12:00	64.250	ISCO
06/23/07 13:45	674.654	ISCO	08/01/07 12:00	21.671	ISCO	09/07/07 12:00	54.751	ISCO
06/23/07 16:45	340.045	ISCO	08/02/07 12:00	20.873	ISCO	09/08/07 12:00	51.612	ISCO
06/23/07 19:45	260.341	ISCO	08/03/07 12:00	23.880	ISCO	09/09/07 12:00	47.992	ISCO
06/23/07 22:45	213.815	ISCO	08/04/07 12:00	81.662	ISCO	09/10/07 12:00	53.899	ISCO
06/24/07 01:45	186.914	ISCO	08/05/07 12:00	49.650	ISCO	09/11/07 08:19	27.064	DIP
06/24/07 11:09	121.399	DIP	08/06/07 12:00	55.619	ISCO	09/11/07 12:00	34.484	ISCO
06/24/07 12:00	127.426	ISCO	08/07/07 08:16	35.568	DIP	09/12/07 12:00	65.794	ISCO
06/25/07 12:00	130.255	ISCO	08/07/07 12:00	56.827	ISCO	09/13/07 12:00	35.055	ISCO
06/26/07 08:11	94.080	DIP	08/08/07 12:00	61.737	ISCO	09/14/07 12:00	33.310	ISCO
06/26/07 12:00	134.294	ISCO	08/09/07 04:00	602.249	ISCO	09/15/07 12:00	50.418	ISCO
06/27/07 12:00	154.352	ISCO	08/09/07 06:00	7517.391	ISCO	09/16/07 12:00	37.179	ISCO
06/28/07 12:00	168.389	ISCO	08/09/07 07:00	6460.245	ISCO	09/17/07 12:00	24.775	ISCO
06/29/07 12:00	154.870	ISCO	08/09/07 10:00	1899.896	ISCO	09/18/07 12:00	27.645	ISCO
06/30/07 12:00	120.178	ISCO	08/09/07 12:00	1060.064	ISCO	09/19/07 07:37	23.979	DIP
07/01/07 12:00	104.940	ISCO	08/09/07 13:00	819.982	ISCO	09/19/07 12:00	36.273	ISCO
07/02/07 12:00	119.898	ISCO	08/09/07 16:00	460.549	ISCO	09/20/07 12:00	75.217	ISCO
07/02/07 13:09	39.038	DIP	08/09/07 19:00	349.743	ISCO	09/21/07 12:00	37.975	ISCO
07/03/07 12:00	105.391	ISCO	08/10/07 12:00	102.571	ISCO	09/22/07 12:00	43.932	ISCO
07/04/07 11:00	5631.305	ISCO	08/11/07 12:00	95.815	ISCO	09/23/07 12:00	52.958	ISCO
07/04/07 12:00	4145.104	ISCO	08/12/07 12:00	104.266	ISCO	09/24/07 12:00	21.207	ISCO
07/04/07 14:00	1625.041	ISCO	08/13/07 12:00	91.505	ISCO	09/25/07 08:13	16.782	DIP
07/04/07 17:00	770.180	ISCO	08/14/07 08:35	47.217	DIP	09/25/07 12:00	20.966	ISCO
07/04/07 20:00	440.440	ISCO	08/14/07 12:00	50.649	ISCO	09/26/07 12:00	27.145	ISCO
07/05/07 12:00	165.386	ISCO	08/15/07 12:00	61.129	ISCO	09/27/07 12:00	22.606	ISCO
07/06/07 12:00	145.224	ISCO	08/16/07 12:00	58.090	ISCO	09/28/07 12:00	24.722	ISCO
07/07/07 12:00	123.973	ISCO	08/17/07 12:00	55.125	ISCO	09/29/07 12:00	19.286	ISCO
07/08/07 12:00	96.086	ISCO	08/18/07 12:00	132.767	ISCO	09/30/07 12:00	14.205	ISCO
07/09/07 12:00	62.832	ISCO	08/19/07 12:00	79.928	ISCO	10/01/07 09:24	19.774	DIP
07/10/07 08:06	59.937	DIP	08/20/07 10:16	61.784	DIP	10/01/07 12:00	24.843	ISCO
07/10/07 12:00	63.408	ISCO	08/20/07 12:00	63.692	ISCO	10/02/07 12:00	24.563	ISCO
07/11/07 12:00	94.961	ISCO	08/21/07 08:16	79.679	DIP	10/03/07 12:00	36.453	ISCO
07/12/07 12:00	69.456	ISCO	08/21/07 12:00	68.521	ISCO	10/04/07 12:00	45.941	ISCO
07/13/07 12:00	79.305	ISCO	08/22/07 12:00	76.281	ISCO	10/05/07 12:00	37.447	ISCO
07/14/07 12:00	55.405	ISCO	08/23/07 12:00	260.008	ISCO	10/06/07 12:00	46.369	ISCO
07/15/07 12:00	43.404	ISCO	08/24/07 01:15	575.978	ISCO	10/07/07 12:00	86.997	ISCO
07/16/07 09:21	25.218	DIP	08/24/07 04:15	2958.685	ISCO	10/08/07 12:00	37.136	ISCO
07/16/07 12:00	81.919	ISCO	08/24/07 06:15	1725.989	DH-76	10/09/07 12:00	23.236	ISCO
07/17/07 10:54	153.594	DIP	08/24/07 07:15	1382.321	ISCO	10/10/07 07:21	24.604	DIP
07/17/07 12:00	174.904	ISCO	08/24/07 10:15	1299.085	ISCO	10/10/07 12:00	18.819	ISCO
07/17/07 14:35	261.104	DIP	08/24/07 12:00	1308.283	ISCO	10/11/07 12:00	23.763	ISCO
07/18/07 12:00	279.996	ISCO	08/24/07 13:15	920.885	ISCO	10/12/07 12:00	26.028	ISCO
07/19/07 06:30	461.790	ISCO	08/24/07 16:15	639.117	ISCO	10/13/07 12:00	38.975	ISCO
07/19/07 07:24	656.248	DIP	08/24/07 19:15	371.053	ISCO	10/14/07 12:00	23.998	ISCO
07/19/07 09:30	830.174	ISCO	08/24/07 22:15	285.647	ISCO	10/15/07 12:00	18.875	ISCO
07/19/07 10:48	1307.308	DH-76	08/25/07 01:15	264.707	ISCO	10/16/07 08:23	24.136	DIP
07/19/07 12:00	3806.442	ISCO	08/25/07 02:15	391.575	ISCO	10/16/07 12:00	29.881	ISCO
07/19/07 12:30	3707.556	ISCO	08/25/07 05:15	409.584	ISCO	10/17/07 12:00	63.137	ISCO
07/19/07 15:30	1333.837	ISCO	08/25/07 08:15	350.727	ISCO	10/18/07 12:00	81.270	ISCO
07/19/07 18:30	912.230	ISCO	08/25/07 11:15	263.421	ISCO	10/19/07 12:00	50.975	ISCO
07/19/07 21:30	429.709	ISCO	08/25/07 12:00	281.669	ISCO	10/20/07 12:00	31.894	ISCO
07/20/07 00:30	294.743	ISCO	08/25/07 14:15	305.557	ISCO	10/21/07 12:00	24.881	ISCO
07/20/07 03:30	213.690	ISCO	08/25/07 17:15	309.005	ISCO	10/23/07 08:29	15.742	DIP
07/20/07 06:30	195.473	ISCO	08/25/07 20:15	225.857	ISCO	10/23/07 12:00	18.573	ISCO
07/20/07 12:00	166.246	ISCO	08/26/07 12:00	153.500	ISCO	10/24/07 12:00	19.111	ISCO
07/21/07 12:00	91.184	ISCO	08/27/07 12:00	235.791	ISCO	10/25/07 12:00	20.651	ISCO
07/22/07 12:00	79.028	ISCO	08/28/07 08:43	72.598	DIP	10/26/07 12:00	26.065	ISCO
07/23/07 12:00	66.957	ISCO	08/28/07 12:00	113.109	ISCO	10/27/07 12:00	40.423	ISCO
07/24/07 07:59	63.573	DIP	08/29/07 12:00	118.111	ISCO	10/28/07 12:00	42.366	ISCO
07/24/07 12:00	129.386	ISCO	08/30/07 12:00	121.420	ISCO	10/29/07 12:00	15.160	ISCO
07/25/07 12:00	102.404	ISCO	08/31/07 12:00	115.073	ISCO	10/30/07 07:50	10.974	DIP

**Table C4. (Continued)**

Date/Time (CST)	SSC (mg/L)	Sampling Method	Date/Time (CST)	SSC (mg/L)	Sampling Method	Date/Time (CST)	SSC (mg/L)	Sampling Method
10/30/07 12:00	9.839	ISCO	03/22/08 12:00	24.111	ISCO	04/21/08 12:00	30.696	ISCO
10/31/07 12:00	9.624	ISCO	03/23/08 12:00	21.626	ISCO	04/22/08 09:06	57.615	DIP
11/01/07 12:00	19.424	ISCO	03/24/08 09:06	10.688	DIP	04/22/08 12:00	191.900	ISCO
11/02/07 12:00	19.135	ISCO	04/01/08 09:11	34.044	DIP	04/22/08 13:15	266.806	ISCO
11/03/07 12:00	18.296	ISCO	04/02/08 12:00	8.106	ISCO	04/22/08 16:15	121.948	ISCO
11/04/07 12:00	14.752	ISCO	04/03/08 12:00	25.218	ISCO	04/22/08 19:15	84.242	ISCO
11/06/07 09:34	9.932	DIP	04/04/08 12:00	14.345	ISCO	04/22/08 22:15	83.386	ISCO
11/06/07 12:00	10.372	ISCO	04/05/08 12:00	15.104	ISCO	04/23/08 12:00	40.577	ISCO
11/07/07 12:00	16.355	ISCO	04/06/08 12:00	18.667	ISCO	04/24/08 12:00	45.870	ISCO
11/08/07 12:00	8.855	ISCO	04/07/08 09:18	7.210	DIP	04/25/08 12:00	20.969	ISCO
11/09/07 12:00	14.892	ISCO	04/07/08 12:00	9.168	ISCO	04/25/08 21:30	160.466	ISCO
11/10/07 12:00	19.146	ISCO	04/08/08 12:00	128.415	ISCO	04/26/08 00:30	144.491	ISCO
11/11/07 12:00	8.554	ISCO	04/08/08 13:30	215.809	ISCO	04/26/08 03:30	326.284	ISCO
11/12/07 12:00	8.940	ISCO	04/08/08 16:30	754.188	ISCO	04/26/08 06:30	464.398	ISCO
11/13/07 09:54	8.598	DIP	04/08/08 19:30	2049.988	ISCO	04/26/08 12:00	77.738	ISCO
11/13/07 12:00	7.918	ISCO	04/08/08 22:30	1270.469	ISCO	04/27/08 12:00	20.654	ISCO
11/14/07 12:00	9.823	ISCO	04/09/08 01:30	922.501	ISCO	04/28/08 12:00	13.612	ISCO
11/17/07 12:00	23.755	ISCO	04/09/08 04:30	505.719	ISCO	04/29/08 08:08	9.889	DIP
11/19/07 10:17	7.188	DIP	04/09/08 07:30	324.994	ISCO	04/29/08 12:00	18.563	ISCO
11/19/07 12:00	13.342	ISCO	04/09/08 10:30	217.389	ISCO	04/30/08 12:00	25.212	ISCO
11/20/07 12:00	6.727	ISCO	04/09/08 12:00	178.331	ISCO	05/01/08 12:00	29.573	ISCO
11/27/07 09:28	10.818	DIP	04/09/08 13:30	158.760	ISCO	05/02/08 12:00	32.378	ISCO
12/04/07 12:59	6.895	GRAB	04/09/08 16:30	138.454	ISCO	05/03/08 12:00	18.675	ISCO
12/11/07 13:36	18.393	GRAB	04/09/08 19:30	124.877	ISCO	05/04/08 12:00	29.975	ISCO
12/18/07 14:55	25.040	GRAB	04/09/08 22:30	113.021	ISCO	05/05/08 12:00	32.935	ISCO
12/26/07 16:48	10.162	GRAB	04/10/08 01:30	114.610	ISCO	05/06/08 08:51	13.248	DIP
01/02/08 10:12	6.998	GRAB	04/10/08 04:30	106.917	ISCO	05/06/08 12:00	33.256	ISCO
01/07/08 11:47	57.475	GRAB	04/10/08 07:30	100.722	ISCO	05/07/08 12:00	70.938	ISCO
01/08/08 00:46	69.626	DIP	04/10/08 10:30	467.224	ISCO	05/08/08 12:00	30.239	ISCO
01/08/08 01:30	134.735	ISCO	04/10/08 11:45	2141.007	ISCO	05/09/08 12:00	47.956	ISCO
01/08/08 04:30	264.395	ISCO	04/10/08 13:00	4441.694	ISCO	05/10/08 12:00	28.512	ISCO
01/08/08 07:30	293.209	ISCO	04/10/08 13:30	4834.745	ISCO	05/11/08 01:30	456.191	ISCO
01/08/08 10:30	759.602	ISCO	04/10/08 16:30	3780.233	ISCO	05/11/08 02:45	1425.616	ISCO
01/08/08 12:00	1743.897	ISCO	04/11/08 07:56	683.784	DH-76	05/11/08 04:00	2154.855	ISCO
01/08/08 13:30	908.349	ISCO	04/11/08 10:45	523.905	ISCO	05/11/08 04:30	2220.650	ISCO
01/08/08 15:07	341.465	DH-76	04/11/08 12:00	444.880	ISCO	05/11/08 07:30	3033.076	ISCO
01/08/08 16:30	260.406	ISCO	04/11/08 13:45	402.279	ISCO	05/11/08 10:30	1172.347	ISCO
01/09/08 08:59	69.417	DIP	04/11/08 16:45	342.767	ISCO	05/11/08 13:30	971.655	ISCO
01/15/08 09:48	14.088	DIP	04/11/08 19:45	276.052	ISCO	05/11/08 16:30	699.660	ISCO
01/22/08 10:37	9.315	GRAB	04/11/08 22:45	256.241	ISCO	05/11/08 19:30	511.453	ISCO
01/29/08 09:17	21.059	GRAB	04/12/08 01:45	225.227	ISCO	05/11/08 22:30	405.472	ISCO
02/05/08 08:42	83.193	DH-76	04/12/08 04:45	215.616	ISCO	05/12/08 01:30	298.705	ISCO
02/05/08 12:41	69.903	DIP	04/12/08 07:45	202.435	ISCO	05/12/08 04:30	238.619	ISCO
02/05/08 17:40	51.155	DIP	04/12/08 10:45	157.782	ISCO	05/12/08 07:30	198.525	ISCO
02/06/08 08:41	116.905	DH-76	04/12/08 12:00	147.340	ISCO	05/12/08 08:51	170.639	DH-76
02/07/08 10:24	50.183	DIP	04/12/08 13:45	136.689	ISCO	05/12/08 10:30	157.643	ISCO
02/13/08 10:43	14.698	GRAB	04/12/08 16:45	129.929	ISCO	05/12/08 12:00	144.082	ISCO
02/17/08 10:13	1139.991	DH-76	04/12/08 19:45	125.314	ISCO	05/12/08 13:30	132.686	ISCO
02/17/08 20:44	703.900	DH-76	04/12/08 22:45	122.134	ISCO	05/12/08 16:30	120.321	ISCO
02/17/08 23:16	511.122	DH-76	04/13/08 01:45	128.827	ISCO	05/12/08 19:30	133.097	ISCO
02/18/08 11:08	143.815	DIP	04/13/08 04:45	111.197	ISCO	05/13/08 08:12	84.693	DIP
02/19/08 09:19	55.226	DIP	04/13/08 07:45	99.626	ISCO	05/13/08 08:15	81.911	ISCO
02/25/08 10:05	82.468	GRAB	04/13/08 10:45	92.468	ISCO	05/13/08 11:15	66.978	ISCO
03/03/08 09:55	2688.301	DH-76	04/13/08 12:00	83.773	ISCO	05/13/08 12:00	61.392	ISCO
03/03/08 15:01	674.011	DH-76	04/13/08 13:45	81.036	ISCO	05/13/08 14:15	64.135	ISCO
03/04/08 09:46	119.118	DIP	04/13/08 16:45	87.746	ISCO	05/13/08 17:15	71.170	ISCO
03/11/08 08:56	29.762	DIP	04/13/08 19:45	90.662	ISCO	05/13/08 20:15	110.916	ISCO
03/11/08 12:00	15.916	ISCO	04/13/08 22:45	94.331	ISCO	05/13/08 23:15	98.375	ISCO
03/12/08 12:00	26.525	ISCO	04/15/08 08:13	48.697	DIP	05/14/08 02:15	387.011	ISCO
03/13/08 12:00	38.364	ISCO	04/15/08 09:15	59.403	ISCO	05/14/08 05:15	122.012	ISCO
03/17/08 20:07	61.478	DIP	04/15/08 12:00	50.362	ISCO	05/14/08 08:15	73.740	ISCO
03/18/08 08:57	130.685	DIP	04/15/08 12:15	51.385	ISCO	05/14/08 11:15	53.791	ISCO
03/18/08 09:00	134.076	ISCO	04/16/08 12:00	39.841	ISCO	05/14/08 12:00	52.484	ISCO
03/18/08 12:00	67.396	ISCO	04/17/08 12:00	47.960	ISCO	05/14/08 14:15	52.617	ISCO
03/19/08 12:00	34.137	ISCO	04/18/08 12:00	91.328	ISCO	05/14/08 17:15	46.605	ISCO
03/20/08 12:00	32.077	ISCO	04/19/08 12:00	36.353	ISCO	05/14/08 20:15	68.286	ISCO
03/21/08 12:00	28.525	ISCO	04/20/08 12:00	36.952	ISCO	05/14/08 23:15	53.840	ISCO



**Table C4. (Continued)**

Date/Time (CST)	SSC (mg/L)	Sampling Method	Date/Time (CST)	SSC (mg/L)	Sampling Method	Date/Time (CST)	SSC (mg/L)	Sampling Method
05/15/08 02:15	61.420	ISCO	06/04/08 13:00	417.551	ISCO	06/17/08 12:00	73.953	ISCO
05/15/08 05:15	63.431	ISCO	06/04/08 16:15	251.220	ISCO	06/18/08 12:00	94.086	ISCO
05/15/08 08:15	52.710	ISCO	06/04/08 19:15	221.178	ISCO	06/19/08 12:00	77.949	ISCO
05/15/08 11:15	44.796	ISCO	06/04/08 22:15	179.702	ISCO	06/20/08 12:00	65.224	ISCO
05/15/08 12:00	37.115	ISCO	06/05/08 01:15	159.619	ISCO	06/21/08 12:00	68.535	ISCO
05/15/08 14:15	37.048	ISCO	06/05/08 04:15	140.802	ISCO	06/22/08 12:00	54.179	ISCO
05/15/08 17:15	24.441	ISCO	06/05/08 07:15	123.334	ISCO	06/24/08 08:28	24.649	DIP
05/15/08 20:15	37.298	ISCO	06/05/08 10:15	95.675	ISCO	06/24/08 12:00	60.220	ISCO
05/20/08 09:04	17.236	DIP	06/05/08 12:00	76.788	ISCO	06/25/08 12:00	96.650	ISCO
05/23/08 12:00	23.489	ISCO	06/05/08 13:15	71.351	ISCO	06/26/08 12:00	85.061	ISCO
05/21/08 12:00	26.826	ISCO	06/05/08 16:15	65.511	ISCO	06/27/08 06:45	3020.991	ISCO
05/22/08 12:00	16.855	ISCO	06/05/08 19:15	71.512	ISCO	06/27/08 09:45	889.147	ISCO
05/23/08 07:30	164.470	ISCO	06/05/08 22:15	75.831	ISCO	06/27/08 12:00	444.469	ISCO
05/23/08 09:15	2181.211	ISCO	06/06/08 01:15	72.103	ISCO	06/27/08 12:45	341.350	ISCO
05/23/08 09:45	5381.067	ISCO	06/06/08 04:15	93.479	ISCO	06/27/08 15:45	372.734	ISCO
05/23/08 10:15	5524.532	ISCO	06/06/08 07:15	110.139	ISCO	06/27/08 18:45	334.919	ISCO
05/23/08 10:30	5975.907	ISCO	06/06/08 10:15	95.130	ISCO	06/27/08 21:45	302.403	ISCO
05/23/08 11:30	4679.080	ISCO	06/06/08 12:00	81.095	ISCO	06/28/08 12:00	134.720	ISCO
05/23/08 12:00	4476.566	ISCO	06/06/08 13:15	83.057	ISCO	06/29/08 12:00	130.467	ISCO
05/23/08 13:30	2862.721	ISCO	06/06/08 16:15	62.951	ISCO	06/30/08 12:00	97.179	ISCO
05/23/08 15:00	2386.858	ISCO	06/06/08 19:15	76.115	ISCO	07/01/08 08:37	53.595	DIP
05/23/08 16:30	1485.067	ISCO	06/07/08 12:00	76.240	ISCO	07/01/08 12:00	96.943	ISCO
05/23/08 19:30	797.033	ISCO	06/09/08 10:09	63.156	DIP	07/02/08 12:00	112.439	ISCO
05/23/08 22:30	511.145	ISCO	06/09/08 12:00	77.117	ISCO	07/03/08 12:00	105.859	ISCO
05/24/08 01:30	375.897	ISCO	06/10/08 06:31	73.554	DIP	07/04/08 12:00	98.389	ISCO
05/24/08 04:30	297.449	ISCO	06/10/08 12:00	67.576	ISCO	07/05/08 12:00	89.878	ISCO
05/24/08 07:30	210.990	ISCO	06/11/08 12:00	98.107	ISCO	07/06/08 12:00	56.531	ISCO
05/24/08 10:30	179.933	ISCO	06/12/08 12:00	86.345	ISCO	07/07/08 12:00	55.923	ISCO
05/24/08 12:00	147.051	ISCO	06/13/08 01:30	1561.815	ISCO	07/08/08 04:30	457.880	ISCO
05/24/08 13:30	132.831	ISCO	06/13/08 02:15	2813.922	DH-76	07/08/08 07:30	622.666	ISCO
05/24/08 16:30	124.912	ISCO	06/13/08 02:49	2561.007	ISCO	07/08/08 10:30	3569.913	ISCO
05/24/08 19:30	116.590	ISCO	06/13/08 04:00	2973.473	ISCO	07/08/08 12:00	4556.081	ISCO
05/24/08 22:30	110.672	ISCO	06/13/08 04:30	2786.056	ISCO	07/08/08 13:45	2376.158	ISCO
05/27/08 09:43	34.352	DIP	06/13/08 07:30	1864.201	ISCO	07/08/08 16:45	1044.491	ISCO
05/27/08 12:00	46.003	ISCO	06/13/08 08:11	1553.560	ISCO	07/08/08 19:45	502.819	ISCO
05/27/08 13:15	49.338	ISCO	06/13/08 08:12	1525.647	DH-76	07/08/08 22:45	421.243	ISCO
05/27/08 16:15	108.193	ISCO	06/13/08 08:21	1505.696	DH-76	07/09/08 08:37	242.625	DIP
05/27/08 19:15	119.959	ISCO	06/13/08 08:22	1464.160	ISCO	07/09/08 12:00	160.174	ISCO
05/27/08 22:15	436.631	ISCO	06/13/08 10:30	906.064	ISCO	07/10/08 12:00	111.606	ISCO
05/28/08 01:15	136.416	ISCO	06/13/08 10:45	862.207	ISCO	07/11/08 12:00	91.177	ISCO
05/28/08 12:00	42.773	ISCO	06/13/08 12:00	695.815	ISCO	07/11/08 13:15	7354.608	ISCO
05/29/08 12:00	40.796	ISCO	06/13/08 13:45	544.713	ISCO	07/11/08 16:15	401.640	ISCO
05/30/08 12:00	45.291	ISCO	06/13/08 16:45	562.739	ISCO	07/11/08 19:15	252.498	ISCO
05/30/08 14:15	54.334	ISCO	06/13/08 19:45	335.424	ISCO	07/12/08 10:30	392.005	ISCO
05/30/08 17:15	73.484	ISCO	06/13/08 22:45	275.814	ISCO	07/12/08 12:00	359.802	ISCO
05/30/08 20:15	193.537	ISCO	06/14/08 01:45	227.906	ISCO	07/12/08 13:30	337.880	ISCO
05/30/08 23:15	692.401	ISCO	06/14/08 04:45	221.925	ISCO	07/12/08 16:30	424.078	ISCO
05/31/08 02:15	167.452	ISCO	06/14/08 07:45	177.058	ISCO	07/12/08 19:30	647.780	ISCO
05/31/08 12:00	51.583	ISCO	06/14/08 10:45	162.981	ISCO	07/13/08 12:00	162.868	ISCO
06/01/08 12:00	45.412	ISCO	06/14/08 12:00	151.774	ISCO	07/14/08 12:00	148.100	ISCO
06/02/08 12:00	70.031	ISCO	06/14/08 13:45	141.305	ISCO	07/15/08 09:16	70.125	DIP
06/03/08 08:46	38.700	DIP	06/14/08 16:45	131.451	ISCO	07/15/08 12:00	111.685	ISCO
06/03/08 10:00	751.857	ISCO	06/14/08 19:45	127.429	ISCO	07/16/08 12:00	139.277	ISCO
06/03/08 12:00	395.851	ISCO	06/14/08 22:45	134.013	ISCO	07/17/08 12:00	79.389	ISCO
06/03/08 13:00	433.151	ISCO	06/15/08 01:45	126.178	ISCO	07/18/08 12:00	67.648	ISCO
06/03/08 16:00	261.689	ISCO	06/15/08 04:45	127.427	ISCO	07/19/08 12:00	92.148	ISCO
06/03/08 19:00	410.749	ISCO	06/15/08 07:45	110.133	ISCO	07/20/08 12:00	64.299	ISCO
06/03/08 19:48	980.890	ISCO	06/15/08 10:45	92.800	ISCO	07/21/08 12:00	52.872	ISCO
06/03/08 22:00	556.186	ISCO	06/15/08 12:00	125.655	ISCO	07/22/08 10:32	38.539	DIP
06/04/08 00:45	1105.832	ISCO	06/15/08 13:45	118.269	ISCO	07/22/08 12:00	57.940	ISCO
06/04/08 01:00	1770.097	ISCO	06/15/08 16:45	81.334	ISCO	07/23/08 12:00	57.729	ISCO
06/04/08 02:15	2118.859	ISCO	06/15/08 19:45	81.135	ISCO	07/24/08 12:00	52.174	ISCO
06/04/08 04:00	3648.584	ISCO	06/15/08 22:45	124.810	ISCO	07/25/08 12:00	61.213	ISCO
06/04/08 07:00	1447.764	ISCO	06/16/08 01:45	94.204	ISCO	07/26/08 12:00	36.781	ISCO
06/04/08 07:12	1278.009	DH-76	06/16/08 04:45	117.147	ISCO	07/27/08 12:00	30.504	ISCO
06/04/08 10:00	998.722	ISCO	06/16/08 12:00	77.943	ISCO	07/28/08 12:00	24.060	ISCO
06/04/08 12:00	559.848	ISCO	06/17/08 08:13	62.341	DIP	07/29/08 08:00	32.900	DIP

**Table C4. (Continued)**

Date/Time (CST)	SSC (mg/L)	Sampling Method	Date/Time (CST)	SSC (mg/L)	Sampling Method	Date/Time (CST)	SSC (mg/L)	Sampling Method
07/29/08 12:00	43.588	ISCO	09/09/08 10:05	436.108	DIP	09/18/08 23:15	52.188	ISCO
07/30/08 12:00	47.453	ISCO	09/10/08 08:11	140.346	DIP	09/23/08 09:12	26.139	DIP
07/31/08 12:00	57.604	ISCO	09/10/08 12:00	129.925	ISCO	09/23/08 12:00	40.822	ISCO
08/01/08 12:00	39.652	ISCO	09/11/08 12:00	175.776	ISCO	09/24/08 12:00	55.996	ISCO
08/02/08 12:00	26.161	ISCO	09/12/08 12:00	138.785	ISCO	09/25/08 12:00	50.420	ISCO
08/03/08 12:00	44.165	ISCO	09/12/08 18:30	154.819	ISCO	09/26/08 12:00	38.876	ISCO
08/04/08 08:49	19.943	DIP	09/12/08 21:30	367.888	ISCO	09/27/08 12:00	45.990	ISCO
08/04/08 12:00	36.716	ISCO	09/12/08 23:15	4080.620	ISCO	09/28/08 12:00	35.092	ISCO
08/05/08 12:00	45.396	ISCO	09/13/08 00:00	5160.574	ISCO	09/29/08 12:00	35.195	ISCO
08/06/08 12:00	53.156	ISCO	09/13/08 00:30	4113.845	ISCO	09/30/08 12:00	25.802	ISCO
08/07/08 12:00	50.120	ISCO	09/13/08 03:30	2175.304	ISCO	10/01/08 08:02	9.292	DIP
08/08/08 12:00	34.149	ISCO	09/13/08 06:30	1740.184	ISCO	10/01/08 12:00	27.345	ISCO
08/09/08 12:00	41.591	ISCO	09/13/08 09:45	953.436	ISCO	10/02/08 12:00	31.520	ISCO
08/10/08 12:00	28.627	ISCO	09/13/08 11:15	1480.770	ISCO	10/03/08 12:00	24.982	ISCO
08/11/08 12:00	27.728	ISCO	09/13/08 12:00	1850.280	ISCO	10/04/08 12:00	31.607	ISCO
08/12/08 08:01	36.499	DIP	09/13/08 12:45	1711.714	ISCO	10/05/08 12:00	10.549	ISCO
08/12/08 12:00	38.827	ISCO	09/13/08 15:45	1357.619	ISCO	10/06/08 10:01	7.665	DIP
08/13/08 12:00	37.433	ISCO	09/13/08 18:30	816.479	ISCO	10/06/08 12:00	24.704	ISCO
08/14/08 12:00	37.853	ISCO	09/13/08 18:45	783.063	ISCO	10/07/08 12:00	50.018	ISCO
08/15/08 12:00	26.164	ISCO	09/13/08 21:45	509.068	ISCO	10/07/08 22:30	71.101	ISCO
08/16/08 12:00	32.056	ISCO	09/14/08 00:45	429.516	ISCO	10/08/08 01:30	42.097	ISCO
08/17/08 12:00	26.322	ISCO	09/14/08 03:45	427.775	ISCO	10/08/08 04:30	58.690	ISCO
08/18/08 12:00	28.255	ISCO	09/14/08 06:45	608.541	ISCO	10/08/08 12:00	39.983	ISCO
08/19/08 12:00	33.693	ISCO	09/14/08 09:45	569.239	ISCO	10/09/08 12:00	71.339	ISCO
08/20/08 08:04	29.567	DIP	09/14/08 10:15	610.817	DH-76	10/10/08 12:00	47.438	ISCO
08/20/08 12:00	49.200	ISCO	09/14/08 12:00	580.386	ISCO	10/11/08 12:00	45.353	ISCO
08/21/08 12:00	61.502	ISCO	09/14/08 13:00	519.479	ISCO	10/12/08 12:00	44.126	ISCO
08/22/08 12:00	53.574	ISCO	09/14/08 16:00	392.908	ISCO	10/13/08 12:00	50.128	ISCO
08/23/08 12:00	49.296	ISCO	09/14/08 19:00	288.796	ISCO	10/14/08 08:03	18.787	DIP
08/24/08 12:00	52.907	ISCO	09/14/08 22:00	246.570	ISCO	10/14/08 12:00	18.060	ISCO
08/25/08 12:00	52.770	ISCO	09/15/08 01:00	211.705	ISCO	10/15/08 12:00	62.894	ISCO
08/26/08 07:59	33.146	DIP	09/15/08 04:00	193.794	ISCO	10/16/08 12:00	54.958	ISCO
08/26/08 12:00	55.138	ISCO	09/15/08 07:00	176.474	ISCO	10/17/08 12:00	46.912	ISCO
08/27/08 12:00	69.987	ISCO	09/15/08 10:00	159.722	ISCO	10/18/08 12:00	34.082	ISCO
08/28/08 12:00	77.301	ISCO	09/15/08 10:46	148.050	DH-76	10/19/08 12:00	13.593	ISCO
08/29/08 12:00	74.661	ISCO	09/15/08 12:00	160.670	ISCO	10/20/08 12:00	33.881	ISCO
08/30/08 12:00	25.868	ISCO	09/15/08 13:00	143.731	ISCO	10/21/08 09:06	8.003	DIP
08/31/08 12:00	50.806	ISCO	09/15/08 16:00	145.860	ISCO	10/21/08 12:00	14.424	ISCO
09/01/08 12:00	38.797	ISCO	09/15/08 19:00	138.112	ISCO	10/22/08 12:00	18.015	ISCO
09/02/08 09:55	16.758	DIP	09/15/08 22:00	134.504	ISCO	10/23/08 12:00	30.062	ISCO
09/02/08 12:00	32.977	ISCO	09/16/08 01:00	134.045	ISCO	10/24/08 12:00	35.915	ISCO
09/03/08 12:00	47.159	ISCO	09/16/08 04:00	122.510	ISCO	10/25/08 12:00	24.699	ISCO
09/04/08 08:35	92.785	DIP	09/16/08 07:00	120.616	ISCO	10/26/08 12:00	21.686	ISCO
09/04/08 10:30	229.859	ISCO	09/16/08 08:14	96.506	DH-76	10/27/08 12:00	18.487	ISCO
09/04/08 12:00	211.554	ISCO	09/16/08 11:15	89.349	ISCO	10/28/08 08:10	4.926	DIP
09/04/08 13:03	196.816	DIP	09/16/08 12:00	84.110	ISCO	10/28/08 12:00	35.776	ISCO
09/04/08 13:30	224.060	ISCO	09/16/08 14:15	82.401	ISCO	10/29/08 12:00	26.782	ISCO
09/04/08 16:30	321.493	ISCO	09/16/08 17:15	69.687	ISCO	10/30/08 12:00	28.932	ISCO
09/04/08 19:30	1284.029	ISCO	09/16/08 20:15	76.035	ISCO	10/31/08 12:00	25.794	ISCO
09/04/08 22:30	1232.134	ISCO	09/16/08 23:15	80.857	ISCO	11/01/08 12:00	37.332	ISCO
09/05/08 01:30	1010.351	ISCO	09/17/08 02:15	82.088	ISCO	11/02/08 12:00	37.090	ISCO
09/05/08 04:07	679.128	DIP	09/17/08 05:15	81.599	ISCO	11/03/08 12:00	27.733	ISCO
09/05/08 04:30	724.796	ISCO	09/17/08 08:15	75.435	ISCO	11/04/08 09:49	9.101	DIP
09/05/08 07:30	575.837	ISCO	09/17/08 11:15	65.988	ISCO	11/04/08 12:00	29.971	ISCO
09/05/08 10:30	483.268	ISCO	09/17/08 12:00	61.943	ISCO	11/05/08 12:00	24.404	ISCO
09/05/08 12:00	407.795	ISCO	09/17/08 14:15	59.307	ISCO	11/06/08 12:00	16.348	ISCO
09/05/08 13:30	345.142	ISCO	09/17/08 17:15	53.753	ISCO	11/07/08 12:00	16.993	ISCO
09/05/08 16:30	308.162	ISCO	09/17/08 20:15	62.879	ISCO	11/08/08 12:00	16.194	ISCO
09/06/08 12:00	343.663	ISCO	09/17/08 23:15	63.185	ISCO	11/09/08 12:00	30.121	ISCO
09/07/08 12:00	167.604	ISCO	09/18/08 02:15	64.839	ISCO	11/10/08 10:37	52.588	DIP
09/08/08 12:00	169.606	ISCO	09/18/08 05:15	72.116	ISCO	11/10/08 12:00	31.869	ISCO
09/08/08 18:00	166.074	ISCO	09/18/08 08:15	64.450	ISCO	11/11/08 12:00	34.611	ISCO
09/08/08 21:00	234.949	ISCO	09/18/08 11:15	58.308	ISCO	11/12/08 12:00	24.772	ISCO
09/09/08 00:00	215.130	ISCO	09/18/08 12:00	52.645	ISCO	11/13/08 12:00	22.317	ISCO
09/09/08 03:00	375.067	ISCO	09/18/08 14:15	47.337	ISCO	11/14/08 12:00	38.310	ISCO
09/09/08 06:00	725.750	ISCO	09/18/08 17:15	44.427	ISCO	11/15/08 12:00	27.821	ISCO
09/09/08 09:00	526.380	ISCO	09/18/08 20:15	45.659	ISCO	11/16/08 12:00	27.440	ISCO

**Table C4. (Continued)**

Date/Time (CST)	SSC (mg/L)	Sampling Method	Date/Time (CST)	SSC (mg/L)	Sampling Method	Date/Time (CST)	SSC (mg/L)	Sampling Method
11/17/08 12:00	18.030	ISCO	02/12/09 12:15	215.736	ISCO	03/09/09 11:45	631.819	ISCO
11/18/08 09:51	25.011	DIP	02/12/09 15:15	176.458	ISCO	03/09/09 12:00	562.456	ISCO
11/19/08 12:00	42.506	ISCO	02/12/09 18:15	158.178	ISCO	03/09/09 14:45	461.491	ISCO
11/20/08 12:00	60.960	ISCO	02/12/09 21:15	136.778	ISCO	03/09/09 17:45	398.318	ISCO
11/23/08 12:00	46.975	ISCO	02/13/09 00:15	122.499	ISCO	03/09/09 20:45	389.744	ISCO
11/24/08 10:22	7.507	DIP	02/13/09 03:15	112.105	ISCO	03/09/09 23:45	1039.498	ISCO
11/24/08 12:00	30.367	ISCO	02/13/09 06:15	104.888	ISCO	03/10/09 01:00	2463.593	ISCO
11/25/08 12:00	21.913	ISCO	02/13/09 09:15	83.336	ISCO	03/10/09 02:00	3418.565	ISCO
11/26/08 12:00	22.365	ISCO	02/13/09 12:00	74.291	ISCO	03/10/09 02:45	3714.545	ISCO
11/27/08 12:00	24.601	ISCO	02/13/09 12:15	71.420	ISCO	03/10/09 05:45	2742.706	ISCO
11/28/08 12:00	32.866	ISCO	02/13/09 15:15	65.879	ISCO	03/10/09 07:34	2043.068	DH-76
11/29/08 12:00	24.064	ISCO	02/13/09 18:15	64.256	ISCO	03/10/09 08:00	1801.815	ISCO
11/30/08 12:00	31.758	ISCO	02/13/09 21:15	57.492	ISCO	03/10/09 09:00	1554.310	ISCO
12/01/08 12:00	23.552	ISCO	02/17/09 09:02	39.495	DIP	03/10/09 12:00	1461.892	ISCO
12/02/08 09:05	11.415	DIP	02/25/09 09:33	25.285	DIP	03/10/09 15:00	1044.774	ISCO
12/09/08 09:04	67.508	DIP	02/25/09 12:00	18.692	ISCO	03/10/09 18:00	812.661	ISCO
12/16/08 16:08	20.596	GRAB	02/25/09 17:15	40.544	ISCO	03/10/09 21:00	698.136	ISCO
12/22/08 09:26	16.140	GRAB	02/25/09 20:15	62.653	ISCO	03/11/09 00:00	577.810	ISCO
12/27/08 11:39	1692.638	DH-76	02/25/09 23:15	38.360	ISCO	03/11/09 03:00	494.937	ISCO
12/27/08 12:15	1995.448	ISCO	02/26/09 02:15	38.338	ISCO	03/11/09 06:00	378.645	ISCO
12/27/08 15:15	2536.033	ISCO	02/26/09 05:15	44.749	ISCO	03/11/09 07:46	329.313	DH-76
12/27/08 18:15	2029.174	ISCO	02/26/09 12:00	57.786	ISCO	03/11/09 09:15	313.429	ISCO
12/27/08 20:37	1540.106	DH-76	02/26/09 16:15	49.900	ISCO	03/11/09 12:00	288.823	ISCO
12/27/08 20:45	1405.981	ISCO	02/26/09 18:45	9417.695	ISCO	03/11/09 12:15	278.053	ISCO
12/27/08 21:15	1334.804	ISCO	02/26/09 19:15	9732.544	ISCO	03/11/09 15:15	270.294	ISCO
12/28/08 00:15	976.229	ISCO	02/26/09 20:00	10179.668	ISCO	03/11/09 16:22	222.113	DH-76
12/28/08 03:15	772.057	ISCO	02/26/09 22:15	6956.246	ISCO	03/12/09 11:04	131.773	DH-76
12/28/08 06:15	610.837	ISCO	02/27/09 00:00	4336.126	ISCO	03/16/09 09:25	71.354	DIP
12/28/08 09:15	476.886	ISCO	02/27/09 01:15	3557.608	ISCO	03/16/09 12:00	59.391	ISCO
12/28/08 12:00	391.435	ISCO	02/27/09 03:30	2325.141	ISCO	03/17/09 12:00	62.443	ISCO
12/28/08 12:15	357.494	ISCO	02/27/09 04:15	2245.305	ISCO	03/18/09 12:00	43.787	ISCO
12/28/08 15:15	321.955	ISCO	02/27/09 07:15	1333.026	ISCO	03/19/09 12:00	60.763	ISCO
12/28/08 18:15	286.361	ISCO	02/27/09 10:15	904.951	ISCO	03/20/09 12:00	57.311	ISCO
12/28/08 21:15	256.367	ISCO	02/27/09 12:00	758.076	ISCO	03/21/09 12:00	24.671	ISCO
12/29/08 00:15	237.138	ISCO	02/27/09 13:15	642.396	ISCO	03/22/09 12:00	37.885	ISCO
12/29/08 03:15	224.525	ISCO	02/27/09 16:15	473.928	ISCO	03/23/09 12:00	44.710	ISCO
12/29/08 06:15	207.153	ISCO	02/27/09 19:15	403.488	ISCO	03/24/09 09:06	144.741	DIP
12/29/08 06:58	164.519	DH-76	02/27/09 22:15	335.038	ISCO	03/24/09 10:45	291.041	ISCO
12/29/08 09:30	195.793	ISCO	03/03/09 09:18	78.194	DIP	03/24/09 12:00	246.648	ISCO
12/29/08 12:00	171.485	ISCO	03/07/09 08:15	79.437	ISCO	03/24/09 13:45	650.279	ISCO
12/29/08 12:30	150.033	ISCO	03/07/09 11:15	88.634	ISCO	03/24/09 16:45	2766.681	ISCO
12/29/08 18:30	139.489	ISCO	03/07/09 12:00	87.258	ISCO	03/24/09 19:00	3041.721	ISCO
12/29/08 21:30	157.541	ISCO	03/07/09 14:15	85.568	ISCO	03/24/09 22:45	1974.621	ISCO
12/30/08 00:30	169.244	ISCO	03/07/09 17:15	92.274	ISCO	03/25/09 01:45	1421.851	ISCO
01/06/09 09:10	23.633	DIP	03/07/09 20:15	124.946	ISCO	03/25/09 04:45	689.227	ISCO
01/13/09 08:57	29.692	DIP	03/08/09 01:15	2396.165	ISCO	03/25/09 07:45	470.188	ISCO
01/20/09 10:36	43.030	GRAB	03/08/09 02:00	6710.709	ISCO	03/25/09 10:45	356.652	ISCO
01/27/09 14:48	85.066	GRAB	03/08/09 02:15	9437.067	ISCO	03/25/09 12:00	315.118	ISCO
02/03/09 09:18	22.440	GRAB	03/08/09 04:00	8097.758	ISCO	03/25/09 13:45	296.390	ISCO
02/10/09 10:09	61.082	DIP	03/08/09 04:22	7888.734	DH-76	03/25/09 16:45	268.113	ISCO
02/11/09 08:25	546.516	DIP	03/08/09 05:30	6900.011	ISCO	03/25/09 19:45	216.115	ISCO
02/11/09 09:00	678.712	ISCO	03/08/09 08:30	3062.601	ISCO	03/25/09 22:45	202.339	ISCO
02/11/09 12:00	995.011	ISCO	03/08/09 10:30	6602.834	ISCO	03/26/09 01:45	178.722	ISCO
02/11/09 14:45	2328.749	ISCO	03/08/09 11:30	7367.493	ISCO	03/26/09 04:45	168.080	ISCO
02/11/09 15:00	2578.666	ISCO	03/08/09 11:47	7289.413	ISCO	03/26/09 07:45	146.700	ISCO
02/11/09 15:09	2662.882	ISCO	03/08/09 12:00	7346.470	ISCO	03/26/09 10:45	134.264	ISCO
02/11/09 15:10	2676.752	DH-76	03/08/09 14:30	4026.469	ISCO	03/26/09 12:00	125.356	ISCO
02/11/09 15:22	2787.557	DH-76	03/08/09 16:00	3330.884	ISCO	03/26/09 13:45	114.025	ISCO
02/11/09 15:23	2786.223	ISCO	03/08/09 17:15	2748.498	ISCO	03/26/09 16:45	110.292	ISCO
02/11/09 18:00	3061.281	ISCO	03/08/09 17:30	2645.670	ISCO	03/26/09 19:45	116.379	ISCO
02/11/09 21:00	2545.999	ISCO	03/08/09 19:15	2249.970	ISCO	03/30/09 09:22	129.105	DIP
02/12/09 00:00	1161.401	ISCO	03/08/09 20:30	1933.157	ISCO	03/30/09 12:00	129.395	ISCO
02/12/09 03:00	678.968	ISCO	03/08/09 21:34	1985.436	DH-76	03/30/09 12:15	119.120	ISCO
02/12/09 06:00	440.240	ISCO	03/08/09 23:30	1445.609	ISCO	03/30/09 15:15	107.959	ISCO
02/12/09 09:00	434.418	ISCO	03/09/09 02:30	1059.704	ISCO	03/30/09 18:15	128.528	ISCO
02/12/09 10:20	253.364	DH-76	03/09/09 08:14	668.274	DH-76	03/30/09 21:15	104.405	ISCO
02/12/09 12:00	219.694	ISCO	03/09/09 08:45	650.088	ISCO	03/31/09 00:15	116.720	ISCO

**Table C4. (Continued)**

Date/Time (CST)	SSC (mg/L)	Sampling Method	Date/Time (CST)	SSC (mg/L)	Sampling Method	Date/Time (CST)	SSC (mg/L)	Sampling Method
03/31/09 03:15	106.137	ISCO	04/21/09 14:45	37.516	ISCO	05/06/09 12:00	45.930	ISCO
03/31/09 06:15	117.059	ISCO	04/21/09 17:45	51.561	ISCO	05/07/09 12:00	46.755	ISCO
03/31/09 09:15	156.735	ISCO	04/21/09 20:45	62.438	ISCO	05/08/09 12:00	47.977	ISCO
03/31/09 12:00	124.667	ISCO	04/21/09 23:45	59.395	ISCO	05/09/09 12:00	187.333	ISCO
03/31/09 12:15	118.481	ISCO	04/22/09 02:45	67.233	ISCO	05/10/09 12:00	60.448	ISCO
03/31/09 15:15	104.248	ISCO	04/22/09 05:45	57.713	ISCO	05/11/09 12:00	88.079	ISCO
03/31/09 18:15	98.418	ISCO	04/22/09 08:45	45.831	ISCO	05/12/09 08:51	79.443	DIP
03/31/09 21:15	88.973	ISCO	04/22/09 11:45	60.176	ISCO	05/12/09 12:00	27.743	ISCO
04/01/09 00:15	80.914	ISCO	04/22/09 12:00	52.672	ISCO	05/13/09 08:15	163.845	ISCO
04/01/09 03:15	79.537	ISCO	04/22/09 14:45	46.433	ISCO	05/13/09 10:15	3076.527	ISCO
04/01/09 06:15	67.747	ISCO	04/22/09 17:45	45.882	ISCO	05/13/09 12:00	1674.402	ISCO
04/01/09 09:15	71.498	ISCO	04/22/09 20:45	57.926	ISCO	05/13/09 14:15	1176.686	ISCO
04/01/09 12:00	59.822	ISCO	04/22/09 23:45	43.334	ISCO	05/13/09 17:15	758.147	ISCO
04/01/09 12:15	62.831	ISCO	04/27/09 12:35	18.213	DIP	05/13/09 20:15	534.932	ISCO
04/01/09 15:15	57.302	ISCO	04/27/09 18:45	314.858	ISCO	05/13/09 21:00	4102.847	ISCO
04/01/09 18:15	57.331	ISCO	04/27/09 21:45	1046.275	ISCO	05/13/09 21:45	5144.893	ISCO
04/01/09 21:15	56.951	ISCO	04/28/09 00:45	978.878	ISCO	05/13/09 22:33	3440.999	DH-76
04/02/09 00:15	60.391	ISCO	04/28/09 03:45	575.605	ISCO	05/13/09 23:15	3053.612	ISCO
04/07/09 07:12	48.099	DIP	04/28/09 06:45	328.431	ISCO	05/14/09 02:15	3051.324	ISCO
04/07/09 12:00	23.361	ISCO	04/28/09 08:45	298.748	ISCO	05/14/09 05:00	955.430	ISCO
04/08/09 12:00	30.534	ISCO	04/28/09 09:52	206.776	DH-76	05/14/09 05:15	870.225	ISCO
04/09/09 12:00	32.728	ISCO	04/28/09 11:45	182.236	ISCO	05/14/09 07:47	537.780	DH-76
04/10/09 12:00	45.867	ISCO	04/28/09 12:00	167.482	ISCO	05/14/09 08:15	537.578	ISCO
04/11/09 12:00	56.247	ISCO	04/28/09 14:45	137.415	ISCO	05/14/09 11:15	371.871	ISCO
04/12/09 12:00	47.098	ISCO	04/28/09 17:45	118.926	ISCO	05/14/09 12:00	319.497	ISCO
04/13/09 06:00	798.197	ISCO	04/28/09 20:45	105.598	ISCO	05/14/09 14:15	266.424	ISCO
04/13/09 08:30	968.369	ISCO	04/28/09 23:45	94.778	ISCO	05/14/09 17:15	230.625	ISCO
04/13/09 09:00	762.925	ISCO	04/29/09 02:45	90.279	ISCO	05/14/09 20:15	200.187	ISCO
04/13/09 12:00	799.950	ISCO	04/29/09 05:45	81.101	ISCO	05/14/09 23:15	187.954	ISCO
04/13/09 15:00	814.729	ISCO	04/29/09 08:45	67.336	ISCO	05/15/09 02:15	150.479	ISCO
04/13/09 18:00	250.593	ISCO	04/29/09 11:45	54.139	ISCO	05/15/09 05:15	138.315	ISCO
04/14/09 00:00	115.389	ISCO	04/29/09 12:00	52.047	ISCO	05/15/09 08:15	4596.870	ISCO
04/14/09 03:00	97.548	ISCO	04/29/09 14:45	58.208	ISCO	05/15/09 08:45	5464.281	ISCO
04/14/09 06:00	83.416	ISCO	04/29/09 17:45	49.091	ISCO	05/15/09 09:15	5565.022	ISCO
04/14/09 09:22	39.304	DH-76	04/29/09 20:45	49.622	ISCO	05/15/09 10:00	4160.507	ISCO
04/14/09 10:45	51.697	ISCO	04/29/09 23:45	50.499	ISCO	05/15/09 10:45	4039.937	ISCO
04/14/09 12:00	43.312	ISCO	04/30/09 02:45	193.590	ISCO	05/15/09 11:15	3718.772	ISCO
04/14/09 13:45	37.739	ISCO	04/30/09 03:30	4594.545	ISCO	05/15/09 11:41	3672.473	DH-76
04/14/09 16:45	35.157	ISCO	04/30/09 04:30	9332.704	ISCO	05/15/09 12:00	3410.137	ISCO
04/14/09 19:45	32.217	ISCO	04/30/09 05:45	6447.240	ISCO	05/15/09 14:15	2093.916	ISCO
04/14/09 22:45	32.749	ISCO	04/30/09 08:45	2678.995	ISCO	05/15/09 15:08	1891.454	ISCO
04/15/09 01:45	50.946	ISCO	04/30/09 10:00	2223.979	ISCO	05/15/09 15:14	1990.082	D-74
04/15/09 04:45	45.985	ISCO	04/30/09 11:30	1724.701	ISCO	05/15/09 15:29	1942.264	D-74
04/15/09 07:45	38.470	ISCO	04/30/09 11:45	1617.577	ISCO	05/15/09 15:30	1849.152	ISCO
04/15/09 10:45	29.729	ISCO	04/30/09 12:00	1598.938	ISCO	05/15/09 17:15	1576.821	ISCO
04/15/09 12:00	25.109	ISCO	04/30/09 14:45	1035.500	ISCO	05/15/09 20:15	1342.930	ISCO
04/16/09 12:00	32.235	ISCO	04/30/09 20:45	531.927	ISCO	05/15/09 22:30	1227.001	ISCO
04/17/09 12:00	18.454	ISCO	04/30/09 23:45	431.541	ISCO	05/15/09 23:15	1264.804	ISCO
04/18/09 12:00	31.416	ISCO	05/01/09 02:45	348.545	ISCO	05/16/09 00:45	1282.676	ISCO
04/19/09 12:00	27.011	ISCO	05/01/09 05:32	297.633	DH-76	05/16/09 02:15	1240.548	ISCO
04/19/09 14:45	71.753	ISCO	05/01/09 05:34	306.487	ISCO	05/16/09 04:45	1031.747	ISCO
04/19/09 20:45	503.465	ISCO	05/01/09 05:45	290.182	ISCO	05/16/09 05:15	1004.329	ISCO
04/19/09 23:45	886.258	ISCO	05/01/09 08:45	252.927	ISCO	05/16/09 08:15	766.116	ISCO
04/20/09 02:45	556.731	ISCO	05/01/09 11:45	205.848	ISCO	05/16/09 11:15	584.585	ISCO
04/20/09 05:45	310.651	ISCO	05/01/09 12:00	194.720	ISCO	05/16/09 12:00	537.765	ISCO
04/20/09 08:41	155.786	DH-76	05/01/09 14:45	170.927	ISCO	05/16/09 14:15	455.570	ISCO
04/20/09 11:45	113.247	ISCO	05/01/09 17:45	147.480	ISCO	05/16/09 17:15	405.115	ISCO
04/20/09 12:00	104.452	ISCO	05/01/09 20:45	138.093	ISCO	05/16/09 20:15	349.337	ISCO
04/20/09 14:45	80.794	ISCO	05/01/09 23:45	136.411	ISCO	05/16/09 23:15	306.959	ISCO
04/20/09 17:45	78.839	ISCO	05/02/09 02:45	121.292	ISCO	05/17/09 02:15	262.348	ISCO
04/20/09 20:45	96.545	ISCO	05/02/09 05:45	114.562	ISCO	05/17/09 05:15	217.468	ISCO
04/20/09 23:45	98.859	ISCO	05/02/09 08:45	100.625	ISCO	05/17/09 08:15	185.662	ISCO
04/21/09 02:45	131.579	ISCO	05/02/09 11:45	83.743	ISCO	05/17/09 11:15	168.005	ISCO
04/21/09 05:45	110.737	ISCO	05/02/09 12:00	86.727	ISCO	05/17/09 12:00	168.356	ISCO
04/21/09 08:45	67.188	ISCO	05/02/09 14:45	108.229	ISCO	05/17/09 15:00	161.687	ISCO
04/21/09 11:45	49.514	ISCO	05/05/09 09:16	57.005	DIP	05/17/09 18:00	146.968	ISCO
04/21/09 12:00	40.330	ISCO	05/05/09 12:00	44.446	ISCO	05/17/09 21:00	137.533	ISCO

**Table C4. (Continued)**

Date/Time (CST)	SSC (mg/L)	Sampling Method	Date/Time (CST)	SSC (mg/L)	Sampling Method	Date/Time (CST)	SSC (mg/L)	Sampling Method
05/18/09 00:00	137.729	ISCO	06/19/09 12:00	173.908	ISCO	07/10/09 07:30	109.639	ISCO
05/18/09 03:00	126.774	ISCO	06/19/09 12:45	171.136	ISCO	07/10/09 10:30	173.556	ISCO
05/18/09 06:00	120.782	ISCO	06/19/09 15:45	158.176	ISCO	07/10/09 12:00	167.104	ISCO
05/18/09 09:00	101.020	ISCO	06/19/09 16:45	4689.046	ISCO	07/10/09 13:30	208.974	ISCO
05/18/09 12:00	89.378	ISCO	06/19/09 18:45	2091.178	ISCO	07/10/09 16:30	294.164	ISCO
05/18/09 15:00	84.109	ISCO	06/19/09 21:45	1371.387	ISCO	07/14/09 08:41	116.015	DIP
05/18/09 18:00	87.464	ISCO	06/20/09 00:45	1003.654	ISCO	07/14/09 12:00	124.294	ISCO
05/18/09 21:00	84.185	ISCO	06/20/09 03:45	604.432	ISCO	07/15/09 12:00	116.913	ISCO
05/19/09 08:06	64.393	DIP	06/22/09 09:37	838.295	DH-76	07/16/09 12:00	79.298	ISCO
05/19/09 12:00	65.119	ISCO	06/22/09 12:00	473.042	ISCO	07/16/09 23:30	177.807	ISCO
05/20/09 12:00	68.710	ISCO	06/22/09 12:45	396.379	ISCO	07/17/09 02:30	293.605	ISCO
05/21/09 12:00	83.385	ISCO	06/22/09 15:45	256.457	ISCO	07/17/09 05:30	1046.346	ISCO
05/22/09 12:00	80.550	ISCO	06/22/09 18:45	186.460	ISCO	07/17/09 08:30	874.459	ISCO
05/23/09 12:00	106.112	ISCO	06/22/09 21:45	153.006	ISCO	07/17/09 12:00	326.517	ISCO
05/24/09 12:00	93.506	ISCO	06/23/09 00:45	137.407	ISCO	07/18/09 12:00	119.477	ISCO
05/25/09 12:00	100.027	ISCO	06/23/09 03:45	135.107	ISCO	07/19/09 12:00	108.304	ISCO
05/26/09 09:44	60.765	DIP	06/23/09 06:45	131.713	ISCO	07/20/09 08:11	141.609	DIP
05/26/09 12:00	81.520	ISCO	06/23/09 12:00	125.183	ISCO	07/20/09 12:00	112.726	ISCO
05/27/09 12:00	80.551	ISCO	06/24/09 12:00	144.895	ISCO	07/21/09 12:00	116.931	ISCO
05/28/09 12:00	81.212	ISCO	06/25/09 12:00	122.073	ISCO	07/22/09 12:00	117.980	ISCO
05/29/09 12:00	66.392	ISCO	06/26/09 12:00	98.748	ISCO	07/23/09 12:00	126.354	ISCO
05/29/09 13:45	53.492	ISCO	06/27/09 12:00	80.771	ISCO	07/24/09 12:00	104.483	ISCO
05/30/09 12:00	82.039	ISCO	06/27/09 19:00	3160.214	ISCO	07/24/09 23:00	1292.142	ISCO
05/31/09 12:00	125.060	ISCO	06/28/09 01:00	1766.208	ISCO	07/25/09 02:00	1097.829	ISCO
06/01/09 12:00	147.191	ISCO	06/28/09 07:00	654.498	ISCO	07/25/09 05:00	2805.333	ISCO
06/01/09 17:30	2285.772	ISCO	06/28/09 09:42	282.015	DIP	07/25/09 08:00	1907.028	ISCO
06/01/09 23:30	1726.539	ISCO	06/28/09 10:00	276.871	ISCO	07/25/09 11:00	540.899	ISCO
06/02/09 02:30	1043.630	ISCO	06/28/09 12:00	217.060	ISCO	07/25/09 12:00	382.632	ISCO
06/02/09 05:30	571.817	ISCO	06/28/09 13:00	188.901	ISCO	07/25/09 14:00	232.461	ISCO
06/02/09 08:30	265.637	ISCO	06/28/09 16:00	142.161	ISCO	07/25/09 17:00	156.882	ISCO
06/02/09 09:01	196.300	DIP	06/28/09 19:00	119.249	ISCO	07/26/09 12:00	132.925	ISCO
06/02/09 12:00	235.771	ISCO	06/28/09 22:00	111.609	ISCO	07/27/09 08:37	114.314	DIP
06/03/09 12:00	167.751	ISCO	06/29/09 08:46	112.548	DIP	07/27/09 12:00	124.934	ISCO
06/04/09 12:00	137.365	ISCO	06/29/09 12:00	118.890	ISCO	07/28/09 12:00	139.681	ISCO
06/05/09 12:00	178.203	ISCO	06/30/09 12:00	97.564	ISCO	07/29/09 12:00	139.810	ISCO
06/06/09 12:00	156.040	ISCO	07/01/09 12:00	114.476	ISCO	07/30/09 12:00	124.067	ISCO
06/07/09 12:00	140.546	ISCO	07/02/09 12:00	72.455	ISCO	07/31/09 12:00	150.822	ISCO
06/08/09 12:00	134.785	ISCO	07/03/09 12:00	100.024	ISCO	08/01/09 12:00	106.689	ISCO
06/09/09 08:45	128.821	DIP	07/04/09 11:30	230.081	ISCO	08/02/09 12:00	97.565	ISCO
06/09/09 12:00	142.953	ISCO	07/04/09 12:00	198.786	ISCO	08/03/09 12:00	74.597	ISCO
06/10/09 12:00	162.731	ISCO	07/04/09 14:30	222.123	ISCO	08/04/09 08:07	130.795	DIP
06/11/09 07:15	213.778	ISCO	07/04/09 17:30	261.048	ISCO	08/04/09 12:00	101.647	ISCO
06/11/09 10:15	185.115	ISCO	07/04/09 20:30	588.304	ISCO	08/05/09 12:00	76.554	ISCO
06/11/09 12:00	260.587	ISCO	07/04/09 23:30	437.115	ISCO	08/06/09 12:00	78.376	ISCO
06/11/09 13:15	286.063	ISCO	07/05/09 02:30	190.560	ISCO	08/07/09 12:00	983.592	ISCO
06/12/09 12:00	117.138	ISCO	07/05/09 12:00	73.317	ISCO	08/07/09 14:30	504.572	ISCO
06/13/09 12:00	160.828	ISCO	07/06/09 12:00	83.505	ISCO	08/07/09 17:30	376.986	ISCO
06/14/09 12:00	136.644	ISCO	07/07/09 08:04	84.516	DIP	08/07/09 20:30	163.908	ISCO
06/15/09 12:00	139.077	ISCO	07/07/09 12:00	110.573	ISCO	08/07/09 23:30	150.731	ISCO
06/16/09 12:00	144.261	ISCO	07/08/09 12:00	267.851	ISCO	08/08/09 02:30	136.124	ISCO
06/17/09 07:38	109.020	DIP	07/08/09 13:30	206.743	ISCO	08/08/09 12:00	124.159	ISCO
06/17/09 12:00	102.765	ISCO	07/08/09 16:30	430.231	ISCO	08/09/09 12:00	48.710	ISCO
06/18/09 03:45	14564.678	ISCO	07/08/09 17:45	1511.296	ISCO	08/10/09 12:00	51.819	ISCO
06/18/09 04:15	13752.048	ISCO	07/08/09 18:45	2565.193	ISCO	08/11/09 08:49	110.417	DIP
06/18/09 04:30	13868.891	ISCO	07/08/09 19:30	3510.831	ISCO	08/11/09 12:00	110.245	ISCO
06/18/09 06:45	5233.481	ISCO	07/08/09 22:30	1485.793	ISCO	08/12/09 12:00	144.082	ISCO
06/18/09 09:45	3153.458	ISCO	07/09/09 01:30	726.341	ISCO	08/13/09 12:00	158.790	ISCO
06/18/09 11:30	1635.873	ISCO	07/09/09 04:30	415.512	ISCO	08/14/09 12:00	129.760	ISCO
06/18/09 12:00	1419.083	ISCO	07/09/09 07:30	284.409	ISCO	08/15/09 12:00	129.042	ISCO
06/18/09 12:45	1223.244	ISCO	07/09/09 10:30	212.087	ISCO	08/16/09 12:00	119.315	ISCO
06/18/09 15:45	770.363	ISCO	07/09/09 12:00	185.165	ISCO	08/17/09 12:00	137.759	ISCO
06/18/09 18:45	518.509	ISCO	07/09/09 13:30	163.990	ISCO	08/18/09 12:00	85.107	ISCO
06/18/09 21:45	425.828	ISCO	07/09/09 16:30	143.897	ISCO	08/18/09 13:49	29.517	DIP
06/19/09 00:45	339.795	ISCO	07/09/09 19:30	135.822	ISCO	08/19/09 12:00	76.307	ISCO
06/19/09 03:45	261.903	ISCO	07/09/09 22:30	129.097	ISCO	08/19/09 20:15	214.829	ISCO
06/19/09 06:45	222.194	ISCO	07/10/09 01:30	124.325	ISCO	08/19/09 23:15	175.717	ISCO
06/19/09 09:45	191.546	ISCO	07/10/09 04:30	120.137	ISCO	08/20/09 02:15	205.549	ISCO

**Table C4. (Continued)**

Date/Time (CST)	SSC (mg/L)	Sampling Method	Date/Time (CST)	SSC (mg/L)	Sampling Method	Date/Time (CST)	SSC (mg/L)	Sampling Method
08/20/09 05:15	197.596	ISCO	10/14/09 12:00	105.561	ISCO	11/02/09 12:00	91.973	ISCO
08/20/09 12:00	219.603	ISCO	10/15/09 12:00	119.322	ISCO	11/03/09 10:01	139.490	DIP
08/21/09 12:00	129.362	ISCO	10/16/09 12:00	119.616	ISCO	11/03/09 12:00	57.201	ISCO
08/22/09 12:00	195.343	ISCO	10/17/09 12:00	108.061	ISCO	11/04/09 12:00	60.005	ISCO
08/23/09 12:00	160.573	ISCO	10/18/09 12:00	98.706	ISCO	11/05/09 12:00	58.708	ISCO
08/24/09 12:00	173.036	ISCO	10/19/09 07:57	143.923	DIP	11/06/09 12:00	55.937	ISCO
08/25/09 07:59	118.451	DIP	10/19/09 12:00	121.460	ISCO	11/07/09 12:00	122.534	ISCO
08/25/09 12:00	94.419	ISCO	10/20/09 12:00	105.758	ISCO	11/08/09 12:00	85.589	ISCO
08/26/09 12:00	203.690	ISCO	10/21/09 12:00	75.052	ISCO	11/10/09 09:02	108.697	DIP
08/27/09 12:00	215.409	ISCO	10/22/09 12:00	128.756	ISCO	11/10/09 12:00	82.919	ISCO
08/28/09 07:45	201.009	ISCO	10/22/09 18:00	139.830	ISCO	11/11/09 12:00	80.628	ISCO
08/28/09 10:45	144.531	ISCO	10/23/09 00:00	344.351	ISCO	11/12/09 12:00	66.275	ISCO
08/28/09 12:00	104.644	ISCO	10/23/09 03:00	597.770	ISCO	11/13/09 12:00	53.050	ISCO
08/28/09 13:45	128.907	ISCO	10/23/09 06:00	668.901	ISCO	11/14/09 12:00	44.223	ISCO
08/29/09 12:00	177.258	ISCO	10/23/09 09:00	328.319	ISCO	11/15/09 12:00	51.270	ISCO
08/30/09 12:00	165.814	ISCO	10/23/09 12:00	186.991	ISCO	11/16/09 12:00	39.713	ISCO
08/31/09 12:00	208.570	ISCO	10/23/09 15:00	135.022	ISCO	11/17/09 10:09	80.026	DIP
09/01/09 12:00	159.680	ISCO	10/23/09 18:00	146.807	ISCO	11/17/09 12:00	176.577	ISCO
09/02/09 07:53	94.159	DIP	10/23/09 21:00	89.985	ISCO	11/17/09 13:30	272.327	ISCO
09/02/09 12:00	104.541	ISCO	10/24/09 00:00	72.059	ISCO	11/17/09 16:30	208.466	ISCO
09/03/09 12:00	159.771	ISCO	10/24/09 03:00	65.603	ISCO	11/17/09 19:30	181.574	ISCO
09/04/09 12:00	173.022	ISCO	10/24/09 06:00	59.785	ISCO	11/17/09 22:30	148.306	ISCO
09/05/09 12:00	139.148	ISCO	10/24/09 09:00	63.677	ISCO	11/18/09 01:30	167.036	ISCO
09/06/09 12:00	125.580	ISCO	10/24/09 12:00	37.032	ISCO	11/18/09 04:30	234.036	ISCO
09/07/09 12:00	119.357	ISCO	10/24/09 15:00	39.819	ISCO	11/18/09 07:30	112.466	ISCO
09/08/09 12:00	117.776	ISCO	10/24/09 18:00	68.977	ISCO	11/18/09 08:31	70.102	DIP
09/09/09 07:20	58.367	DIP	10/24/09 21:00	67.945	ISCO	11/18/09 10:30	64.963	ISCO
09/09/09 12:00	83.576	ISCO	10/25/09 00:00	81.290	ISCO	11/18/09 12:00	51.868	ISCO
09/10/09 12:00	78.092	ISCO	10/25/09 03:00	101.211	ISCO	11/18/09 13:30	51.755	ISCO
09/11/09 12:00	103.667	ISCO	10/26/09 09:38	145.746	DH-76	11/18/09 16:30	77.545	ISCO
09/12/09 12:00	73.243	ISCO	10/26/09 11:15	250.367	ISCO	11/18/09 19:30	71.383	ISCO
09/13/09 12:00	110.220	ISCO	10/26/09 12:00	256.692	ISCO	11/18/09 22:30	65.730	ISCO
09/14/09 12:00	84.330	ISCO	10/26/09 14:15	192.792	ISCO	11/19/09 01:30	59.010	ISCO
09/15/09 06:51	82.598	DIP	10/26/09 17:15	116.216	ISCO	11/19/09 04:30	103.380	ISCO
09/15/09 12:00	39.507	ISCO	10/26/09 20:15	84.838	ISCO	11/19/09 12:00	76.421	ISCO
09/16/09 12:00	86.849	ISCO	10/26/09 23:15	76.255	ISCO	11/20/09 12:00	91.904	ISCO
09/17/09 12:00	85.577	ISCO	10/27/09 02:15	72.581	ISCO	11/21/09 12:00	88.443	ISCO
09/18/09 12:00	98.605	ISCO	10/27/09 05:15	93.078	ISCO	11/22/09 12:00	91.339	ISCO
09/19/09 12:00	85.200	ISCO	10/27/09 08:47	111.233	DIP	11/23/09 12:00	128.810	ISCO
09/20/09 12:00	89.012	ISCO	10/27/09 12:00	56.450	ISCO	11/24/09 07:23	109.858	DIP
09/21/09 12:00	84.799	ISCO	10/28/09 12:00	68.356	ISCO	11/24/09 12:00	90.156	ISCO
09/21/09 14:26	39.840	DIP	10/29/09 12:00	80.847	ISCO	11/24/09 16:00	219.736	ISCO
09/22/09 12:00	101.660	ISCO	10/29/09 18:45	446.945	ISCO	11/24/09 19:00	463.517	ISCO
09/23/09 12:00	73.380	ISCO	10/29/09 21:45	975.941	ISCO	11/24/09 22:00	391.679	ISCO
09/24/09 12:00	137.918	ISCO	10/29/09 23:30	1464.908	ISCO	11/25/09 01:00	506.067	ISCO
09/25/09 12:00	90.585	ISCO	10/30/09 00:45	1582.043	ISCO	11/25/09 04:00	354.904	ISCO
09/26/09 12:00	145.062	ISCO	10/30/09 03:45	1296.837	ISCO	11/25/09 07:00	194.909	ISCO
09/27/09 12:00	135.984	ISCO	10/30/09 05:34	993.309	DH-76	11/25/09 10:00	119.628	ISCO
09/28/09 07:04	123.781	DIP	10/30/09 06:45	677.030	ISCO	11/25/09 12:00	85.824	ISCO
09/28/09 12:00	76.550	ISCO	10/30/09 09:45	958.121	ISCO	11/25/09 13:00	72.809	ISCO
09/29/09 12:00	84.527	ISCO	10/30/09 12:00	583.811	ISCO	11/25/09 16:00	75.321	ISCO
09/30/09 12:00	94.614	ISCO	10/30/09 12:45	477.987	ISCO	11/25/09 19:00	87.261	ISCO
10/01/09 12:00	82.644	ISCO	10/30/09 13:18	439.183	ISCO	11/25/09 22:00	86.584	ISCO
10/02/09 12:00	118.182	ISCO	10/30/09 15:45	308.579	ISCO	11/26/09 01:00	102.944	ISCO
10/03/09 12:00	111.083	ISCO	10/30/09 18:45	269.557	ISCO	11/26/09 04:00	91.997	ISCO
10/04/09 12:00	116.737	ISCO	10/30/09 21:45	230.927	ISCO	11/26/09 07:00	93.613	ISCO
10/05/09 12:00	112.327	ISCO	10/31/09 00:45	200.655	ISCO	11/26/09 10:00	86.591	ISCO
10/06/09 09:59	28.519	DIP	10/31/09 03:45	201.272	ISCO	11/26/09 12:00	64.911	ISCO
10/06/09 12:00	92.351	ISCO	10/31/09 06:45	158.559	ISCO	11/26/09 13:00	77.086	ISCO
10/07/09 12:00	121.368	ISCO	10/31/09 07:17	113.268	DH-76	11/26/09 16:00	92.687	ISCO
10/08/09 12:00	115.362	ISCO	10/31/09 07:30	123.436	ISCO	11/26/09 19:00	81.265	ISCO
10/09/09 12:00	141.013	ISCO	10/31/09 10:30	106.330	ISCO	11/26/09 22:00	96.320	ISCO
10/10/09 12:00	144.473	ISCO	10/31/09 12:00	97.366	ISCO	11/27/09 01:00	94.654	ISCO
10/11/09 12:00	138.605	ISCO	10/31/09 13:30	98.609	ISCO	11/27/09 04:00	62.827	ISCO
10/12/09 12:00	109.498	ISCO	10/31/09 16:30	100.938	ISCO	12/01/09 09:19	128.368	DIP
10/13/09 08:53	96.076	DIP	10/31/09 19:30	102.116	ISCO	12/01/09 12:00	55.741	ISCO
10/13/09 12:00	92.199	ISCO	11/01/09 12:00	76.833	ISCO	12/02/09 12:00	64.144	ISCO

**Table C4. (Continued)**

Date/Time (CST)	SSC (mg/L)	Sampling Method	Date/Time (CST)	SSC (mg/L)	Sampling Method	Date/Time (CST)	SSC (mg/L)	Sampling Method
12/03/09 12:00	46.411	ISCO	03/10/10 04:30	1403.936	ISCO	03/30/10 08:08	47.825	DIP
12/06/09 12:00	44.381	ISCO	03/10/10 07:30	1300.454	ISCO	03/31/10 12:00	86.244	ISCO
12/07/09 12:00	36.095	ISCO	03/10/10 10:30	646.674	ISCO	04/06/10 08:31	72.439	DIP
12/08/09 09:13	80.068	DIP	03/10/10 12:00	560.778	ISCO	04/06/10 12:00	57.211	ISCO
12/15/09 09:09	106.111	DIP	03/10/10 13:30	474.773	ISCO	04/07/10 12:00	105.277	ISCO
12/21/09 08:06	113.601	DIP	03/10/10 16:30	393.822	ISCO	04/08/10 12:00	60.449	ISCO
12/23/09 12:00	56.916	ISCO	03/10/10 19:30	350.517	ISCO	04/09/10 12:00	43.635	ISCO
12/23/09 20:30	125.832	ISCO	03/10/10 22:30	300.303	ISCO	04/10/10 12:00	65.584	ISCO
12/23/09 23:30	244.600	ISCO	03/11/10 01:30	258.843	ISCO	04/11/10 12:00	37.395	ISCO
12/24/09 02:30	304.572	ISCO	03/11/10 09:02	228.613	DH-76	04/12/10 12:00	29.953	ISCO
12/24/09 05:30	349.032	ISCO	03/11/10 09:30	227.394	ISCO	04/13/10 07:41	81.166	DIP
12/24/09 07:26	369.247	DH-76	03/11/10 12:00	217.232	ISCO	04/13/10 12:00	57.673	ISCO
12/24/09 08:30	444.896	ISCO	03/11/10 12:30	216.817	ISCO	04/14/10 12:00	51.559	ISCO
12/24/09 11:30	466.508	ISCO	03/12/10 12:00	95.944	ISCO	04/15/10 12:00	52.123	ISCO
12/24/09 12:00	423.914	ISCO	03/12/10 23:00	1083.773	ISCO	04/16/10 12:00	72.513	ISCO
12/24/09 14:30	425.980	ISCO	03/13/10 01:45	1876.989	ISCO	04/17/10 12:00	72.368	ISCO
12/24/09 17:30	1094.622	ISCO	03/13/10 02:00	2019.163	ISCO	04/18/10 12:00	61.382	ISCO
12/24/09 19:30	1823.205	ISCO	03/13/10 04:00	3850.274	ISCO	04/19/10 12:00	67.614	ISCO
12/24/09 20:30	2335.078	ISCO	03/13/10 05:00	4955.887	ISCO	04/20/10 12:00	76.847	ISCO
12/24/09 22:45	2478.933	ISCO	03/13/10 08:00	4132.305	ISCO	04/21/10 08:28	66.688	GRAB
12/24/09 23:30	2470.517	ISCO	03/13/10 11:00	2339.566	ISCO	04/21/10 12:00	93.266	ISCO
12/25/09 02:30	1473.279	ISCO	03/13/10 14:00	1491.711	ISCO	04/22/10 12:00	104.769	ISCO
12/25/09 05:30	970.385	ISCO	03/13/10 17:00	798.488	ISCO	04/23/10 12:00	141.648	ISCO
12/25/09 08:30	925.464	ISCO	03/13/10 20:00	1032.422	ISCO	04/24/10 12:00	149.745	ISCO
12/25/09 11:30	1051.266	ISCO	03/13/10 23:00	653.667	ISCO	04/24/10 19:15	933.345	ISCO
12/25/09 12:00	937.145	ISCO	03/14/10 02:00	550.810	ISCO	04/24/10 23:00	7487.738	ISCO
12/25/09 14:30	810.061	ISCO	03/14/10 05:00	472.573	ISCO	04/25/10 01:15	4724.041	ISCO
12/25/09 17:30	642.222	ISCO	03/14/10 08:00	434.445	ISCO	04/25/10 04:15	2451.493	ISCO
12/25/09 20:30	530.966	ISCO	03/14/10 09:02	406.229	DH-76	04/25/10 07:15	1107.830	ISCO
12/25/09 23:30	408.482	ISCO	03/14/10 11:00	362.074	ISCO	04/25/10 12:00	643.887	ISCO
12/26/09 02:30	321.159	ISCO	03/14/10 12:00	345.976	ISCO	04/25/10 13:15	544.459	ISCO
12/29/09 16:50	112.949	DIP	03/14/10 14:00	332.197	ISCO	04/25/10 16:15	491.780	ISCO
01/05/10 09:16	129.825	GRAB	03/14/10 17:00	289.248	ISCO	04/25/10 18:31	388.063	DH-76
01/12/10 09:18	107.795	GRAB	03/14/10 20:00	285.454	ISCO	04/25/10 19:15	373.726	ISCO
01/20/10 08:55	122.735	GRAB	03/15/10 09:35	181.598	ISCO	04/25/10 22:15	321.860	ISCO
01/24/10 11:47	1699.610	DH-76	03/15/10 12:00	162.835	ISCO	04/26/10 01:15	301.015	ISCO
01/24/10 12:00	1563.237	ISCO	03/16/10 07:33	116.060	DH-76	04/26/10 04:15	250.363	ISCO
01/24/10 14:45	1262.623	ISCO	03/16/10 12:00	90.108	ISCO	04/26/10 07:15	219.216	ISCO
01/24/10 15:00	1199.758	ISCO	03/17/10 12:00	102.875	ISCO	04/26/10 09:38	187.545	ISCO
01/24/10 15:05	1215.050	ISCO	03/18/10 12:00	76.219	ISCO	04/26/10 09:39	169.907	DH-76
01/24/10 15:06	1237.765	DH-76	03/19/10 12:00	107.128	ISCO	04/26/10 09:49	169.425	DH-76
01/24/10 15:15	1197.054	DH-76	03/20/10 12:00	113.843	ISCO	04/26/10 09:51	178.066	ISCO
01/24/10 15:16	1183.861	ISCO	03/21/10 12:00	122.715	ISCO	04/26/10 12:00	151.657	ISCO
01/24/10 18:00	939.728	ISCO	03/21/10 15:30	449.390	ISCO	04/27/10 08:43	131.874	DIP
01/25/10 00:00	584.432	ISCO	03/21/10 18:30	451.467	ISCO	04/27/10 12:00	145.912	ISCO
01/25/10 03:00	489.456	ISCO	03/21/10 21:30	458.900	ISCO	05/04/10 08:22	110.939	DIP
01/25/10 06:00	393.152	ISCO	03/22/10 00:30	295.990	ISCO	05/04/10 12:00	161.845	ISCO
01/25/10 08:48	323.934	DH-76	03/22/10 03:30	182.829	ISCO	05/05/10 12:00	307.004	ISCO
01/25/10 09:00	321.734	ISCO	03/22/10 06:30	134.843	ISCO	05/06/10 12:00	267.234	ISCO
01/25/10 12:00	270.316	ISCO	03/22/10 09:30	102.475	ISCO	05/07/10 03:15	2330.727	ISCO
01/25/10 15:00	225.651	ISCO	03/22/10 12:00	79.505	ISCO	05/07/10 05:00	3604.401	ISCO
01/25/10 18:00	197.111	ISCO	03/22/10 12:30	77.494	ISCO	05/07/10 05:45	4302.650	ISCO
01/25/10 21:00	185.342	ISCO	03/23/10 12:00	73.346	ISCO	05/07/10 06:15	3795.841	ISCO
01/26/10 00:00	162.247	ISCO	03/24/10 08:15	70.356	DIP	05/07/10 09:15	2517.734	ISCO
01/26/10 06:00	116.980	ISCO	03/24/10 12:00	45.099	ISCO	05/07/10 09:26	2402.809	DH-76
01/26/10 09:37	76.046	DIP	03/25/10 02:45	133.620	ISCO	05/07/10 12:00	1402.171	ISCO
02/02/10 09:11	88.836	GRAB	03/25/10 05:45	189.908	ISCO	05/07/10 12:15	1385.452	ISCO
02/09/10 09:07	114.456	GRAB	03/25/10 08:45	169.564	ISCO	05/07/10 14:45	978.918	ISCO
02/16/10 09:13	56.404	GRAB	03/25/10 11:45	158.522	ISCO	05/07/10 15:15	909.365	ISCO
02/23/10 09:05	52.878	GRAB	03/25/10 12:00	142.104	ISCO	05/07/10 18:15	702.700	ISCO
03/02/10 08:12	44.515	GRAB	03/25/10 14:45	87.571	ISCO	05/07/10 21:15	554.296	ISCO
03/09/10 09:41	67.868	DIP	03/25/10 17:45	63.504	ISCO	05/08/10 00:15	467.243	ISCO
03/09/10 12:00	88.036	ISCO	03/25/10 20:45	55.188	ISCO	05/08/10 03:15	427.100	ISCO
03/09/10 16:30	391.913	ISCO	03/26/10 12:00	39.611	ISCO	05/08/10 06:15	404.580	ISCO
03/09/10 19:30	524.397	ISCO	03/27/10 12:00	50.408	ISCO	05/08/10 09:15	330.878	ISCO
03/09/10 22:30	510.193	ISCO	03/28/10 12:00	48.957	ISCO	05/08/10 12:00	279.296	ISCO
03/10/10 01:30	1479.100	ISCO	03/29/10 12:00	46.032	ISCO	05/08/10 12:15	194.283	ISCO

**Table C4. (Continued)**

Date/Time (CST)	SSC (mg/L)	Sampling Method	Date/Time (CST)	SSC (mg/L)	Sampling Method	Date/Time (CST)	SSC (mg/L)	Sampling Method
05/08/10 15:15	224.669	ISCO	06/01/10 12:00	70.121	ISCO	06/15/10 23:45	732.115	ISCO
05/08/10 16:01	128.418	DH-76	06/02/10 00:15	4282.199	ISCO	06/16/10 02:45	542.695	ISCO
05/09/10 12:00	342.645	ISCO	06/02/10 00:45	5625.458	ISCO	06/16/10 08:45	274.143	ISCO
05/10/10 12:00	378.592	ISCO	06/02/10 00:51	9339.657	DIP	06/16/10 11:45	208.605	ISCO
05/11/10 06:31	1401.940	DH-76	06/02/10 01:15	9743.087	ISCO	06/16/10 12:00	201.438	ISCO
05/11/10 09:30	589.642	ISCO	06/02/10 01:45	6778.739	ISCO	06/17/10 12:00	130.238	ISCO
05/11/10 12:00	425.593	ISCO	06/02/10 02:30	6984.937	ISCO	06/18/10 12:00	106.998	ISCO
05/11/10 15:30	313.982	ISCO	06/02/10 03:15	5636.295	ISCO	06/18/10 16:15	1053.802	ISCO
05/11/10 18:30	251.518	ISCO	06/02/10 04:51	3189.221	ISCO	06/18/10 16:30	1027.158	ISCO
05/11/10 21:30	200.482	ISCO	06/02/10 04:52	3262.338	DH-76	06/18/10 18:00	2097.737	ISCO
05/12/10 00:30	169.436	ISCO	06/02/10 05:03	3006.520	DH-76	06/18/10 19:30	1718.585	ISCO
05/12/10 03:30	152.934	ISCO	06/02/10 05:04	2956.067	ISCO	06/18/10 21:00	7740.012	ISCO
05/12/10 06:30	139.309	ISCO	06/02/10 06:15	2103.688	ISCO	06/18/10 21:30	7374.693	ISCO
05/12/10 09:30	130.060	ISCO	06/02/10 07:15	1748.550	ISCO	06/19/10 09:58	927.833	DH-76
05/12/10 09:51	89.248	DIP	06/02/10 08:30	1478.802	ISCO	06/19/10 10:30	848.683	ISCO
05/12/10 12:00	126.481	ISCO	06/02/10 09:45	1285.716	ISCO	06/19/10 12:00	706.275	ISCO
05/13/10 02:00	3857.327	ISCO	06/02/10 12:00	996.691	ISCO	06/19/10 13:30	614.725	ISCO
05/13/10 02:30	9463.518	ISCO	06/02/10 12:45	918.316	ISCO	06/19/10 16:30	524.073	ISCO
05/13/10 02:45	8819.846	ISCO	06/02/10 15:45	641.776	ISCO	06/19/10 19:30	400.259	ISCO
05/13/10 03:15	8159.339	ISCO	06/02/10 18:45	516.864	ISCO	06/19/10 22:30	304.497	ISCO
05/13/10 03:45	7347.153	ISCO	06/02/10 21:45	390.162	ISCO	06/20/10 01:30	248.647	ISCO
05/13/10 03:51	7280.685	DH-76	06/03/10 00:45	330.592	ISCO	06/20/10 04:30	2070.842	ISCO
05/13/10 04:30	6736.511	ISCO	06/03/10 12:00	225.224	ISCO	06/20/10 05:00	4725.916	ISCO
05/13/10 05:00	6003.035	ISCO	06/03/10 12:55	192.165	DIP	06/20/10 05:45	3507.376	ISCO
05/13/10 08:00	2434.515	ISCO	06/04/10 12:00	496.837	ISCO	06/20/10 06:25	3827.860	DH-76
05/13/10 09:45	1886.459	ISCO	06/05/10 12:00	182.969	ISCO	06/20/10 07:00	3115.737	ISCO
05/13/10 11:00	1635.451	ISCO	06/06/10 12:00	86.390	ISCO	06/20/10 07:30	2834.997	ISCO
05/13/10 12:00	1587.192	ISCO	06/07/10 12:00	82.185	ISCO	06/20/10 09:30	1681.600	ISCO
05/13/10 13:30	1477.535	ISCO	06/08/10 07:28	44.668	DIP	06/20/10 10:30	1247.715	ISCO
05/13/10 14:00	1464.663	ISCO	06/08/10 12:00	230.852	ISCO	06/20/10 12:00	910.258	ISCO
05/13/10 18:52	1044.624	DH-76	06/09/10 12:00	107.579	ISCO	06/20/10 13:30	796.476	ISCO
05/13/10 19:15	976.286	ISCO	06/10/10 12:00	185.285	ISCO	06/20/10 16:30	485.891	ISCO
05/13/10 22:15	802.960	ISCO	06/11/10 12:00	83.382	ISCO	06/20/10 19:30	371.027	ISCO
05/14/10 01:15	586.574	ISCO	06/12/10 12:00	88.105	ISCO	06/20/10 22:30	288.520	ISCO
05/14/10 04:15	467.427	ISCO	06/12/10 17:45	561.257	ISCO	06/21/10 01:30	229.984	ISCO
05/14/10 07:15	373.705	ISCO	06/12/10 18:00	542.565	ISCO	06/21/10 04:30	190.307	ISCO
05/14/10 07:45	358.524	ISCO	06/13/10 00:00	647.834	ISCO	06/21/10 12:00	146.247	ISCO
05/14/10 12:00	389.562	ISCO	06/13/10 12:00	1846.388	ISCO	06/21/10 13:11	122.522	DH-76
05/15/10 12:00	130.583	ISCO	06/13/10 12:15	2399.955	ISCO	06/22/10 12:00	135.588	ISCO
05/16/10 12:00	97.616	ISCO	06/13/10 15:15	508.595	ISCO	06/23/10 12:00	114.310	ISCO
05/17/10 12:00	150.202	ISCO	06/13/10 16:14	296.153	DH-76	06/23/10 17:30	4611.871	ISCO
05/18/10 08:05	81.271	DIP	06/13/10 18:15	380.490	ISCO	06/23/10 18:00	5413.246	ISCO
05/18/10 12:00	62.049	ISCO	06/13/10 21:15	947.569	ISCO	06/23/10 18:30	5087.836	ISCO
05/19/10 12:00	84.301	ISCO	06/14/10 00:15	419.423	ISCO	06/23/10 20:00	3564.481	ISCO
05/20/10 12:00	59.967	ISCO	06/14/10 07:00	1322.605	ISCO	06/23/10 20:30	3519.099	ISCO
05/21/10 11:30	134.634	ISCO	06/14/10 12:00	1074.252	ISCO	06/23/10 23:30	1490.562	ISCO
05/21/10 12:00	207.571	ISCO	06/14/10 13:00	1553.127	ISCO	06/24/10 01:15	992.991	ISCO
05/21/10 14:30	394.154	ISCO	06/14/10 15:09	673.224	DH-76	06/24/10 02:30	777.031	ISCO
05/21/10 17:30	295.427	ISCO	06/14/10 16:00	528.422	ISCO	06/24/10 05:30	616.712	ISCO
05/21/10 20:30	601.658	ISCO	06/14/10 18:15	3545.247	ISCO	06/24/10 08:30	373.914	ISCO
05/21/10 23:30	266.053	ISCO	06/14/10 19:00	3186.135	ISCO	06/24/10 11:30	291.659	ISCO
05/22/10 02:30	142.275	ISCO	06/14/10 21:00	3006.105	ISCO	06/24/10 12:00	248.808	ISCO
05/22/10 12:00	131.459	ISCO	06/14/10 22:00	2053.748	ISCO	06/24/10 14:30	198.216	ISCO
05/23/10 12:00	83.459	ISCO	06/14/10 23:45	1394.217	ISCO	06/25/10 12:00	136.434	ISCO
05/24/10 12:00	97.892	ISCO	06/15/10 01:00	1019.820	ISCO	06/26/10 12:00	977.648	ISCO
05/25/10 08:37	159.804	DIP	06/15/10 04:00	579.555	ISCO	06/27/10 12:00	87.140	ISCO
05/25/10 12:00	113.057	ISCO	06/15/10 07:00	372.078	ISCO	06/28/10 12:00	86.159	ISCO
05/26/10 09:15	178.235	ISCO	06/15/10 07:49	306.128	DH-76	06/29/10 06:54	91.737	DIP
05/26/10 12:00	799.902	ISCO	06/15/10 11:00	254.624	ISCO	06/29/10 12:00	105.836	ISCO
05/26/10 12:15	873.388	ISCO	06/15/10 12:00	232.332	ISCO	06/30/10 12:00	110.882	ISCO
05/26/10 15:15	760.746	ISCO	06/15/10 14:00	512.232	ISCO	07/01/10 12:00	117.027	ISCO
05/26/10 18:15	305.985	ISCO	06/15/10 14:45	487.329	ISCO	07/02/10 12:00	110.187	ISCO
05/27/10 12:00	120.130	ISCO	06/15/10 16:30	782.093	ISCO	07/03/10 12:00	106.785	ISCO
05/28/10 12:00	106.363	ISCO	06/15/10 17:30	1812.783	ISCO	07/04/10 12:00	114.077	ISCO
05/29/10 12:00	83.123	ISCO	06/15/10 17:45	2051.615	ISCO	07/05/10 12:00	106.162	ISCO
05/30/10 12:00	109.342	ISCO	06/15/10 20:45	1407.804	ISCO	07/06/10 12:00	99.521	ISCO
05/31/10 12:00	94.043	ISCO	06/15/10 23:30	775.378	ISCO	07/07/10 12:00	134.256	ISCO



**Table C4. (Continued)**

Date/Time (CST)	SSC (mg/L)	Sampling Method	Date/Time (CST)	SSC (mg/L)	Sampling Method	Date/Time (CST)	SSC (mg/L)	Sampling Method
07/07/10 13:22	96.913	GRAB	08/20/10 22:00	5841.466	ISCO	09/29/10 12:00	112.475	ISCO
07/07/10 22:30	612.462	ISCO	08/20/10 22:30	4807.912	ISCO	09/30/10 12:00	120.867	ISCO
07/08/10 01:30	258.000	ISCO	08/21/10 01:30	1579.503	ISCO	10/01/10 12:00	96.867	ISCO
07/08/10 04:30	173.801	ISCO	08/21/10 04:30	867.708	ISCO	10/02/10 12:00	111.125	ISCO
07/08/10 12:00	106.304	ISCO	08/21/10 07:30	487.643	ISCO	10/03/10 12:00	125.895	ISCO
07/09/10 12:00	126.865	ISCO	08/21/10 10:30	323.848	ISCO	10/04/10 12:00	120.917	ISCO
07/10/10 12:00	143.704	ISCO	08/21/10 11:53	274.425	DH-76	10/05/10 08:56	138.327	DIP
07/11/10 12:00	166.286	ISCO	08/21/10 12:00	275.067	ISCO	10/05/10 12:00	106.893	ISCO
07/12/10 07:08	125.518	DIP	08/22/10 12:00	90.240	ISCO	10/06/10 12:00	125.336	ISCO
07/12/10 12:00	116.839	ISCO	08/23/10 12:00	116.676	ISCO	10/07/10 12:00	126.378	ISCO
07/13/10 12:00	147.685	ISCO	08/24/10 04:59	139.324	DIP	10/08/10 12:00	115.697	ISCO
07/14/10 12:00	127.358	ISCO	08/24/10 12:00	108.420	ISCO	10/09/10 12:00	117.429	ISCO
07/15/10 12:00	147.465	ISCO	08/25/10 12:00	128.320	ISCO	10/10/10 12:00	106.316	ISCO
07/16/10 12:00	158.067	ISCO	08/26/10 12:00	109.911	ISCO	10/11/10 12:00	117.177	ISCO
07/17/10 12:00	127.468	ISCO	08/27/10 12:00	40.973	ISCO	10/12/10 12:00	112.403	ISCO
07/18/10 12:00	106.953	ISCO	08/28/10 12:00	31.770	ISCO	10/12/10 13:48	124.992	DIP
07/19/10 12:00	130.666	ISCO	08/29/10 12:00	26.180	ISCO	10/13/10 12:00	87.838	ISCO
07/20/10 06:35	136.675	DIP	08/30/10 12:01	21.005	DIP	10/14/10 12:00	110.961	ISCO
07/20/10 12:00	115.504	ISCO	08/31/10 12:00	28.460	ISCO	10/15/10 12:00	86.719	ISCO
07/21/10 12:00	133.659	ISCO	09/01/10 10:30	102.374	ISCO	10/16/10 12:00	101.232	ISCO
07/22/10 12:00	115.948	ISCO	09/01/10 12:00	94.813	ISCO	10/17/10 12:00	109.774	ISCO
07/23/10 12:00	140.756	ISCO	09/01/10 13:30	81.836	ISCO	10/18/10 12:00	96.749	ISCO
07/24/10 09:30	331.609	ISCO	09/01/10 16:30	83.727	ISCO	10/19/10 09:36	136.980	DIP
07/24/10 12:00	377.657	ISCO	09/02/10 12:00	66.695	ISCO	10/19/10 12:00	86.812	ISCO
07/24/10 12:30	280.922	ISCO	09/02/10 20:45	397.749	ISCO	10/20/10 12:00	107.811	ISCO
07/24/10 15:30	166.859	ISCO	09/02/10 23:30	1316.619	ISCO	10/21/10 12:00	116.284	ISCO
07/24/10 18:30	157.048	ISCO	09/02/10 23:45	1207.023	ISCO	10/22/10 12:00	106.231	ISCO
07/24/10 21:30	152.257	ISCO	09/03/10 02:45	6526.990	ISCO	10/23/10 12:00	112.693	ISCO
07/25/10 12:00	153.361	ISCO	09/03/10 05:45	1965.623	ISCO	10/23/10 16:30	186.025	ISCO
07/26/10 12:00	125.586	ISCO	09/03/10 08:45	1050.858	ISCO	10/23/10 19:30	155.436	ISCO
07/27/10 08:07	94.025	DIP	09/03/10 11:45	504.889	ISCO	10/23/10 22:30	152.701	ISCO
07/27/10 12:00	110.083	ISCO	09/03/10 12:00	478.010	ISCO	10/24/10 12:00	127.076	ISCO
07/28/10 12:00	153.304	ISCO	09/03/10 14:45	325.321	ISCO	10/25/10 12:00	123.068	ISCO
07/29/10 12:00	170.232	ISCO	09/03/10 17:45	240.839	ISCO	10/26/10 04:45	267.292	ISCO
07/30/10 12:00	166.540	ISCO	09/04/10 12:00	104.776	ISCO	10/26/10 10:09	479.566	DH-76
07/31/10 07:15	234.030	ISCO	09/05/10 12:00	141.547	ISCO	10/26/10 10:45	364.602	ISCO
07/31/10 10:15	159.325	ISCO	09/06/10 12:00	93.155	ISCO	10/26/10 12:00	327.467	ISCO
07/31/10 12:00	135.389	ISCO	09/07/10 09:32	108.389	DIP	10/26/10 13:45	392.427	ISCO
07/31/10 13:15	134.017	ISCO	09/07/10 12:00	86.303	ISCO	10/26/10 16:45	1639.723	ISCO
08/01/10 12:00	105.616	ISCO	09/08/10 12:00	102.359	ISCO	10/26/10 19:45	1177.268	ISCO
08/02/10 12:00	162.883	ISCO	09/09/10 12:00	97.335	ISCO	10/27/10 10:46	182.960	DH-76
08/03/10 09:10	78.582	DIP	09/10/10 12:00	74.575	ISCO	10/27/10 12:00	176.837	ISCO
08/03/10 12:00	89.789	ISCO	09/11/10 12:00	101.957	ISCO	10/28/10 12:00	188.989	ISCO
08/04/10 12:00	112.136	ISCO	09/12/10 12:00	73.470	ISCO	10/29/10 12:00	201.729	ISCO
08/05/10 12:00	99.507	ISCO	09/13/10 12:00	80.224	ISCO	10/30/10 12:00	154.542	ISCO
08/06/10 12:00	76.777	ISCO	09/14/10 05:44	84.403	DIP	10/31/10 12:00	177.180	ISCO
08/07/10 12:00	80.323	ISCO	09/14/10 12:00	51.810	ISCO	11/01/10 12:00	168.269	ISCO
08/08/10 12:00	74.004	ISCO	09/15/10 12:00	70.939	ISCO	11/02/10 09:40	176.772	DIP
08/10/10 08:53	108.400	DIP	09/16/10 12:00	69.464	ISCO	11/03/10 12:00	158.953	ISCO
08/10/10 12:00	86.517	ISCO	09/17/10 12:00	51.056	ISCO	11/04/10 12:00	147.350	ISCO
08/11/10 12:00	107.811	ISCO	09/18/10 12:00	67.153	ISCO	11/05/10 12:00	139.963	ISCO
08/12/10 12:00	72.990	ISCO	09/19/10 07:45	242.495	ISCO	11/06/10 12:00	134.866	ISCO
08/13/10 12:00	106.494	ISCO	09/19/10 10:45	134.001	ISCO	11/07/10 12:00	118.330	ISCO
08/14/10 12:00	95.873	ISCO	09/19/10 12:00	124.404	ISCO	11/08/10 12:00	123.335	ISCO
08/15/10 12:00	115.015	ISCO	09/19/10 13:45	95.679	ISCO	11/09/10 09:51	122.328	DIP
08/16/10 12:00	131.249	ISCO	09/19/10 16:45	119.630	ISCO	11/09/10 12:00	120.777	ISCO
08/17/10 06:16	86.990	DIP	09/20/10 12:00	118.575	ISCO	11/10/10 12:00	136.877	ISCO
08/17/10 12:00	101.532	ISCO	09/21/10 09:18	60.487	DIP	11/11/10 12:00	138.793	ISCO
08/18/10 12:00	114.518	ISCO	09/21/10 12:00	67.482	ISCO	11/12/10 12:00	151.416	ISCO
08/19/10 12:00	113.860	ISCO	09/22/10 12:00	148.247	ISCO	11/13/10 12:00	115.187	ISCO
08/20/10 12:00	143.475	ISCO	09/23/10 12:00	121.931	ISCO	11/14/10 12:00	111.447	ISCO
08/20/10 13:30	7775.684	ISCO	09/24/10 12:00	95.594	ISCO	11/15/10 12:00	120.918	ISCO
08/20/10 14:00	5212.423	ISCO	09/25/10 12:00	133.518	ISCO	11/16/10 09:50	116.832	DIP
08/20/10 14:30	5386.521	ISCO	09/26/10 12:00	167.817	ISCO	11/16/10 12:00	92.992	ISCO
08/20/10 16:30	2093.614	ISCO	09/27/10 12:00	145.265	ISCO	11/17/10 12:00	95.423	ISCO
08/20/10 17:16	2421.377	DH-76	09/28/10 08:51	141.361	DIP	11/18/10 12:00	116.977	ISCO
08/20/10 19:30	1973.143	ISCO	09/28/10 12:00	115.611	ISCO	11/19/10 12:00	73.102	ISCO

**Table C4. (Continued)**

Date/Time (CST)	SSC (mg/L)	Sampling Method	Date/Time (CST)	SSC (mg/L)	Sampling Method	Date/Time (CST)	SSC (mg/L)	Sampling Method
11/20/10 12:00	87.133	ISCO	03/09/11 18:00	102.204	ISCO	04/19/11 14:45	2446.269	ISCO
11/21/10 12:00	88.333	ISCO	03/09/11 21:00	77.207	ISCO	04/19/11 15:09	3901.418	DH-76
11/22/10 09:31	109.743	DIP	03/10/11 12:00	71.010	ISCO	04/19/11 17:45	1571.052	ISCO
11/22/10 12:00	59.526	ISCO	03/11/11 12:00	75.301	ISCO	04/19/11 20:45	773.783	ISCO
11/22/10 14:30	84.166	ISCO	03/12/11 12:00	73.286	ISCO	04/19/11 23:45	470.821	ISCO
11/22/10 17:30	236.187	ISCO	03/13/11 12:00	52.596	ISCO	04/20/11 02:45	348.581	ISCO
11/22/10 20:30	132.709	ISCO	03/14/11 12:00	51.929	ISCO	04/20/11 05:45	221.906	ISCO
11/22/10 23:30	131.809	ISCO	03/15/11 09:08	105.196	DIP	04/20/11 08:45	163.187	ISCO
11/23/10 02:30	148.400	ISCO	03/15/11 12:00	54.593	ISCO	04/20/11 11:45	124.272	ISCO
11/23/10 05:30	123.713	ISCO	03/16/11 12:00	64.610	ISCO	04/20/11 12:00	118.319	ISCO
11/23/10 08:30	107.337	ISCO	03/17/11 12:00	68.343	ISCO	04/20/11 13:59	98.486	DH-76
11/23/10 11:30	130.386	ISCO	03/18/11 12:00	56.943	ISCO	04/20/11 14:15	113.171	ISCO
11/23/10 12:00	103.815	ISCO	03/19/11 12:00	54.292	ISCO	04/20/11 17:15	89.943	ISCO
11/24/10 12:00	113.730	ISCO	03/20/11 12:00	62.904	ISCO	04/20/11 20:15	117.843	ISCO
11/25/10 12:00	95.577	ISCO	03/21/11 12:00	38.921	ISCO	04/20/11 23:15	100.022	ISCO
11/27/10 12:00	97.817	ISCO	03/22/11 08:47	86.149	DIP	04/21/11 02:15	118.034	ISCO
11/28/10 12:00	52.620	ISCO	03/22/11 12:00	37.774	ISCO	04/21/11 05:15	123.601	ISCO
11/29/10 10:01	125.913	DIP	03/23/11 12:00	53.543	ISCO	04/21/11 08:56	96.265	DH-76
11/29/10 12:00	168.999	ISCO	03/24/11 12:00	70.087	ISCO	04/21/11 12:00	82.620	ISCO
11/30/10 12:00	84.889	ISCO	03/25/11 12:00	49.316	ISCO	04/21/11 23:45	142.590	ISCO
12/07/10 10:10	82.111	DIP	03/26/11 12:00	61.927	ISCO	04/22/11 02:45	321.582	ISCO
12/14/10 11:20	122.396	GRAB	03/27/11 12:00	41.616	ISCO	04/22/11 05:45	649.068	ISCO
12/21/10 09:24	147.215	GRAB	03/28/11 12:00	56.862	ISCO	04/22/11 08:45	587.171	ISCO
12/28/10 09:10	131.768	GRAB	03/29/11 08:57	93.611	DIP	04/22/11 10:15	2724.584	ISCO
12/31/10 13:57	711.849	DH-76	03/29/11 12:00	43.720	ISCO	04/22/11 11:15	4409.158	ISCO
01/04/11 09:26	143.610	DIP	03/30/11 12:00	69.769	ISCO	04/22/11 11:45	3687.861	ISCO
01/11/11 07:05	137.461	GRAB	03/31/11 12:00	63.774	ISCO	04/22/11 12:00	3734.773	ISCO
01/19/11 09:20	131.955	GRAB	04/01/11 12:00	70.020	ISCO	04/22/11 13:33	4153.557	DH-76
01/24/11 10:32	123.279	GRAB	04/02/11 12:00	66.086	ISCO	04/23/11 07:45	278.961	ISCO
01/31/11 08:39	134.310	GRAB	04/03/11 12:00	76.270	ISCO	04/23/11 10:45	225.556	ISCO
02/09/11 09:51	157.041	GRAB	04/04/11 12:00	72.496	ISCO	04/23/11 12:00	205.835	ISCO
02/15/11 09:37	71.468	GRAB	04/05/11 09:12	29.579	DIP	04/23/11 13:45	182.427	ISCO
02/17/11 10:34	800.478	DH-76	04/05/11 12:00	23.823	ISCO	04/23/11 16:45	180.557	ISCO
02/21/11 09:06	327.428	DH-76	04/06/11 12:00	28.447	ISCO	04/23/11 19:45	164.396	ISCO
02/21/11 12:00	278.406	ISCO	04/07/11 12:00	35.659	ISCO	04/23/11 22:45	148.552	ISCO
02/22/11 10:55	140.055	DIP	04/08/11 06:00	87.663	ISCO	04/24/11 12:00	123.454	ISCO
02/22/11 12:00	125.182	ISCO	04/08/11 09:00	58.718	ISCO	04/25/11 09:36	138.089	DH-76
02/23/11 12:00	119.703	ISCO	04/08/11 12:00	43.792	ISCO	04/25/11 12:00	116.904	ISCO
02/24/11 12:00	114.096	ISCO	04/09/11 12:00	38.616	ISCO	04/26/11 01:15	191.897	ISCO
02/25/11 12:00	108.797	ISCO	04/10/11 11:45	32.995	ISCO	04/26/11 04:15	499.640	ISCO
02/26/11 12:00	114.886	ISCO	04/10/11 12:00	49.243	ISCO	04/26/11 07:15	631.872	ISCO
02/27/11 12:00	108.030	ISCO	04/10/11 13:15	51.199	ISCO	04/26/11 10:30	491.270	ISCO
02/28/11 10:33	356.092	DH-76	04/10/11 13:30	69.816	ISCO	04/26/11 12:00	319.621	ISCO
02/28/11 10:45	319.186	ISCO	04/10/11 14:00	61.891	ISCO	04/26/11 13:30	109.171	ISCO
02/28/11 12:00	203.180	ISCO	04/11/11 12:00	51.580	ISCO	04/26/11 16:30	183.367	ISCO
02/28/11 13:45	134.807	ISCO	04/12/11 04:30	72.427	ISCO	04/27/11 12:00	109.051	ISCO
02/28/11 16:45	99.402	ISCO	04/12/11 08:30	53.935	ISCO	04/28/11 12:00	73.022	ISCO
02/28/11 19:45	82.557	ISCO	04/12/11 09:04	72.870	DIP	04/29/11 12:00	98.400	ISCO
02/28/11 22:45	97.394	ISCO	04/12/11 12:00	47.680	ISCO	04/30/11 12:00	104.233	ISCO
03/01/11 01:45	135.013	ISCO	04/13/11 12:00	58.218	ISCO	05/01/11 12:00	98.132	ISCO
03/01/11 04:45	74.636	ISCO	04/14/11 12:00	60.763	ISCO	05/02/11 12:00	122.200	ISCO
03/01/11 09:54	121.370	DH-76	04/15/11 12:00	59.784	ISCO	05/03/11 09:37	86.349	DIP
03/01/11 12:00	92.913	ISCO	04/15/11 21:45	250.144	ISCO	05/03/11 12:00	47.770	ISCO
03/02/11 12:00	86.221	ISCO	04/16/11 00:45	349.040	ISCO	05/04/11 12:00	62.734	ISCO
03/03/11 12:00	99.824	ISCO	04/16/11 06:45	1137.499	ISCO	05/05/11 12:00	59.696	ISCO
03/04/11 12:00	84.105	ISCO	04/16/11 09:45	374.733	ISCO	05/06/11 12:00	53.322	ISCO
03/05/11 01:00	163.267	ISCO	04/16/11 12:00	163.295	ISCO	05/07/11 12:00	53.782	ISCO
03/05/11 04:00	143.471	ISCO	04/16/11 12:59	99.716	DH-76	05/08/11 12:00	29.058	ISCO
03/05/11 12:00	102.163	ISCO	04/16/11 13:00	109.642	ISCO	05/09/11 12:00	53.981	ISCO
03/06/11 12:00	90.245	ISCO	04/16/11 16:00	67.548	ISCO	05/10/11 09:19	92.752	DIP
03/07/11 10:01	123.624	DIP	04/16/11 19:00	91.324	ISCO	05/10/11 12:00	79.127	ISCO
03/07/11 12:00	72.731	ISCO	04/17/11 12:00	87.860	ISCO	05/11/11 12:00	99.331	ISCO
03/08/11 12:00	86.635	ISCO	04/18/11 12:00	54.561	ISCO	05/12/11 12:00	109.381	ISCO
03/09/11 06:00	132.161	ISCO	04/19/11 08:45	161.444	ISCO	05/13/11 12:00	118.028	ISCO
03/09/11 09:00	251.171	ISCO	04/19/11 09:23	267.940	DH-76	05/14/11 12:00	186.257	ISCO
03/09/11 12:00	419.892	ISCO	04/19/11 11:45	1060.541	ISCO	05/15/11 00:30	290.594	ISCO
03/09/11 15:00	168.293	ISCO	04/19/11 12:00	972.182	ISCO	05/15/11 03:30	281.054	ISCO

**Table C4. (Continued)**

Date/Time (CST)	SSC (mg/L)	Sampling Method	Date/Time (CST)	SSC (mg/L)	Sampling Method	Date/Time (CST)	SSC (mg/L)	Sampling Method
05/15/11 06:30	324.442	ISCO	06/03/11 04:30	777.892	ISCO	07/06/11 12:00	90.972	ISCO
05/15/11 09:30	212.083	ISCO	06/03/11 12:00	99.512	ISCO	07/07/11 12:00	90.837	ISCO
05/15/11 12:00	114.940	ISCO	06/04/11 12:00	83.603	ISCO	07/08/11 12:00	68.928	ISCO
05/15/11 12:30	101.165	ISCO	06/05/11 09:00	2222.849	ISCO	07/09/11 12:00	60.578	ISCO
05/15/11 15:30	94.657	ISCO	06/05/11 10:00	1493.679	ISCO	07/10/11 12:00	83.878	ISCO
05/15/11 18:30	116.571	ISCO	06/05/11 10:45	3455.551	ISCO	07/11/11 12:00	60.513	ISCO
05/15/11 21:30	160.442	ISCO	06/05/11 11:36	3870.793	ISCO	07/12/11 10:07	53.275	DIP
05/15/11 21:30	93.775	ISCO	06/05/11 11:37	3942.776	DH-76	07/12/11 12:00	45.883	ISCO
05/16/11 00:30	138.773	ISCO	06/05/11 11:50	4147.940	DH-76	07/13/11 12:00	36.388	ISCO
05/16/11 12:00	113.180	ISCO	06/05/11 11:52	4259.565	ISCO	07/14/11 12:00	18.123	ISCO
05/17/11 09:21	122.981	DIP	06/05/11 13:30	2265.864	ISCO	07/15/11 12:00	58.153	ISCO
05/17/11 12:00	78.649	ISCO	06/05/11 15:00	1287.887	ISCO	07/16/11 12:00	62.953	ISCO
05/18/11 12:00	105.113	ISCO	06/05/11 18:00	681.425	ISCO	07/17/11 12:00	48.013	ISCO
05/19/11 12:00	106.707	ISCO	06/06/11 11:48	134.552	DH-76	07/18/11 12:00	22.377	ISCO
05/20/11 12:00	104.085	ISCO	06/06/11 12:00	138.592	ISCO	07/19/11 10:46	12.092	DIP
05/21/11 12:00	88.708	ISCO	06/07/11 08:39	114.347	DH-76	07/19/11 12:00	51.926	ISCO
05/22/11 12:00	73.595	ISCO	06/07/11 12:00	125.753	ISCO	07/20/11 12:00	53.578	ISCO
05/23/11 12:00	100.661	ISCO	06/08/11 12:00	111.567	ISCO	07/21/11 12:00	38.161	ISCO
05/24/11 12:00	87.516	ISCO	06/09/11 12:00	112.677	ISCO	07/22/11 12:00	35.021	ISCO
05/24/11 13:47	75.507	DIP	06/10/11 12:00	119.969	ISCO	07/23/11 12:00	32.350	ISCO
05/25/11 05:15	6665.336	ISCO	06/11/11 12:00	82.974	ISCO	07/24/11 12:00	65.872	ISCO
05/25/11 06:00	6033.739	ISCO	06/12/11 12:00	125.991	ISCO	07/25/11 12:00	59.565	ISCO
05/25/11 06:40	9596.212	DH-76	06/13/11 12:00	91.274	ISCO	07/26/11 09:27	42.951	DIP
05/25/11 08:15	2185.956	ISCO	06/14/11 09:26	100.413	DIP	07/26/11 12:00	77.588	ISCO
05/25/11 11:15	1922.361	ISCO	06/14/11 12:00	105.883	ISCO	07/27/11 12:00	86.818	ISCO
05/25/11 12:00	1743.620	ISCO	06/15/11 00:45	3816.071	ISCO	07/28/11 12:00	104.221	ISCO
05/25/11 14:15	1538.309	ISCO	06/15/11 01:15	4665.746	ISCO	07/29/11 12:00	52.971	ISCO
05/25/11 17:15	746.747	ISCO	06/15/11 01:45	6554.043	ISCO	07/30/11 12:00	58.760	ISCO
05/25/11 17:45	10817.264	ISCO	06/15/11 03:45	3300.300	ISCO	07/31/11 12:00	50.349	ISCO
05/25/11 18:00	15137.104	ISCO	06/15/11 06:45	2048.098	ISCO	08/01/11 09:52	66.873	DIP
05/25/11 18:15	11969.081	ISCO	06/15/11 09:45	1002.874	ISCO	08/01/11 12:00	61.665	ISCO
05/25/11 18:45	12355.310	ISCO	06/15/11 12:00	680.760	ISCO	08/02/11 12:00	75.015	ISCO
05/25/11 20:00	6917.130	ISCO	06/15/11 12:45	623.118	ISCO	08/03/11 12:00	66.161	ISCO
05/25/11 21:45	4580.575	ISCO	06/15/11 15:45	805.825	ISCO	08/04/11 12:00	28.266	ISCO
05/25/11 23:15	3161.107	ISCO	06/15/11 18:45	382.810	ISCO	08/05/11 12:00	30.120	ISCO
05/26/11 00:30	2352.930	ISCO	06/15/11 21:45	273.422	ISCO	08/06/11 12:00	24.723	ISCO
05/26/11 01:30	2120.648	ISCO	06/16/11 00:45	218.895	ISCO	08/07/11 12:00	24.757	ISCO
05/26/11 02:15	1951.885	ISCO	06/16/11 03:45	181.122	ISCO	08/08/11 12:00	25.484	ISCO
05/26/11 05:15	1649.236	ISCO	06/16/11 06:45	153.329	ISCO	08/09/11 09:09	30.087	DIP
05/26/11 08:15	1374.221	ISCO	06/16/11 09:31	131.197	DH-76	08/09/11 12:00	37.778	ISCO
05/26/11 11:00	1130.083	ISCO	06/16/11 12:00	124.629	ISCO	08/10/11 12:00	36.423	ISCO
05/26/11 11:15	1114.933	ISCO	06/17/11 12:00	103.458	ISCO	08/11/11 12:00	36.448	ISCO
05/26/11 12:00	1063.096	ISCO	06/18/11 12:00	97.597	ISCO	08/12/11 12:00	45.295	ISCO
05/26/11 14:15	1120.472	ISCO	06/19/11 12:00	99.728	ISCO	08/13/11 12:00	49.903	ISCO
05/26/11 19:17	770.905	DH-76	06/20/11 11:30	383.229	ISCO	08/14/11 12:00	34.180	ISCO
05/27/11 07:35	308.171	DH-76	06/20/11 12:00	810.433	ISCO	08/15/11 11:13	53.183	DIP
05/27/11 12:00	249.973	ISCO	06/20/11 14:30	934.914	ISCO	08/15/11 12:00	49.162	ISCO
05/29/11 10:45	3595.463	ISCO	06/20/11 17:30	418.493	ISCO	08/16/11 12:00	56.616	ISCO
05/29/11 11:15	4050.746	ISCO	06/20/11 20:30	808.985	ISCO	08/17/11 12:00	63.959	ISCO
05/29/11 11:45	6722.695	ISCO	06/21/11 09:52	114.850	DIP	08/18/11 12:00	60.676	ISCO
05/29/11 12:00	5622.215	ISCO	06/21/11 12:00	86.096	ISCO	08/19/11 12:00	57.684	ISCO
05/29/11 13:45	3140.204	ISCO	06/22/11 12:00	74.225	ISCO	08/20/11 12:00	47.756	ISCO
05/29/11 16:45	1760.458	ISCO	06/23/11 12:00	84.948	ISCO	08/21/11 12:00	42.705	ISCO
05/29/11 18:15	1210.178	ISCO	06/24/11 12:00	91.234	ISCO	08/22/11 09:44	38.228	DIP
05/29/11 19:45	938.849	ISCO	06/25/11 12:00	98.728	ISCO	08/22/11 12:00	40.194	ISCO
05/29/11 22:45	587.914	ISCO	06/26/11 12:00	91.941	ISCO	08/23/11 12:00	101.692	ISCO
05/30/11 01:45	396.648	ISCO	06/27/11 12:00	70.921	ISCO	08/23/11 18:45	88.688	ISCO
05/30/11 04:45	314.700	ISCO	06/28/11 08:59	55.060	DIP	08/23/11 21:45	84.813	ISCO
05/30/11 07:45	260.667	ISCO	06/28/11 12:00	92.696	ISCO	08/24/11 00:45	81.763	ISCO
05/30/11 10:45	220.058	ISCO	06/29/11 12:00	98.894	ISCO	08/24/11 12:00	52.384	ISCO
05/30/11 12:00	316.920	ISCO	06/30/11 12:00	90.662	ISCO	08/25/11 12:00	55.746	ISCO
05/31/11 09:44	111.206	DH-76	07/01/11 12:00	48.045	ISCO	08/26/11 12:00	44.380	ISCO
05/31/11 12:00	110.051	ISCO	07/02/11 12:00	35.801	ISCO	08/27/11 12:00	36.035	ISCO
06/01/11 12:00	105.844	ISCO	07/03/11 12:00	65.080	ISCO	08/28/11 12:00	30.652	ISCO
06/02/11 12:00	85.920	ISCO	07/04/11 12:00	19.485	ISCO	08/29/11 12:00	38.176	ISCO
06/02/11 22:30	254.840	ISCO	07/05/11 09:19	86.480	DIP	08/30/11 10:13	101.155	DIP
06/03/11 01:30	184.159	ISCO	07/05/11 12:00	62.425	ISCO	08/30/11 12:00	67.378	ISCO

**Table C4. (Concluded)**

<i>Date/Time (CST)</i>	<i>SSC (mg/L)</i>	<i>Sampling Method</i>
08/31/11 12:00	63.516	ISCO
09/01/11 12:00	43.867	ISCO
09/02/11 12:00	45.937	ISCO
09/03/11 12:00	42.587	ISCO
09/04/11 12:00	43.816	ISCO
09/05/11 12:00	40.888	ISCO
09/06/11 09:25	93.925	DIP
09/06/11 12:00	67.429	ISCO
09/07/11 12:00	75.571	ISCO
09/08/11 12:00	90.739	ISCO
09/09/11 12:00	75.495	ISCO
09/10/11 12:00	68.517	ISCO
09/11/11 12:00	78.104	ISCO
09/12/11 12:00	68.661	ISCO
09/13/11 09:24	107.554	DIP
09/13/11 12:00	62.122	ISCO
09/14/11 12:00	65.772	ISCO
09/15/11 12:00	71.011	ISCO
09/16/11 12:00	58.379	ISCO
09/17/11 12:00	68.983	ISCO
09/18/11 12:00	73.518	ISCO
09/19/11 12:00	53.329	ISCO
09/20/11 09:38	80.145	DIP
09/20/11 12:00	58.780	ISCO
09/21/11 12:00	57.221	ISCO
09/22/11 12:00	72.664	ISCO
09/23/11 12:00	74.757	ISCO
09/24/11 12:00	76.533	ISCO
09/25/11 12:00	65.654	ISCO
09/26/11 12:00	32.061	ISCO
09/27/11 03:00	47.209	ISCO
09/27/11 06:00	93.379	ISCO
09/27/11 09:00	58.292	ISCO
09/27/11 10:56	76.905	DIP
09/27/11 12:00	47.312	ISCO
09/28/11 12:00	52.389	ISCO
09/29/11 12:00	22.992	ISCO
09/30/11 12:00	13.253	ISCO

**Table C5. Suspended Sediment Concentrations (SSC)  
for Haw Creek (Station 303)**

<i>Date/Time (CST)</i>	<i>SSC (mg/L)</i>	<i>Sampling Method</i>	<i>Date/Time (CST)</i>	<i>SSC (mg/L)</i>	<i>Sampling Method</i>	<i>Date/Time (CST)</i>	<i>SSC (mg/L)</i>	<i>Sampling Method</i>
09/28/99 02:15	3904.836	ISCO	06/14/00 13:30	1269.692	ISCO	06/25/00 04:15	1240.993	ISCO
09/28/99 02:45	3311.530	ISCO	06/14/00 13:56	1219.075	DH-76	06/25/00 04:45	1201.076	ISCO
09/28/99 03:15	3629.832	ISCO	06/14/00 15:15	1202.216	ISCO	06/25/00 06:45	976.554	ISCO
09/28/99 04:00	3100.914	ISCO	06/14/00 16:30	1601.898	ISCO	06/25/00 07:45	940.817	ISCO
09/28/99 05:15	2072.824	ISCO	06/14/00 19:30	1228.477	ISCO	06/25/00 09:15	951.062	ISCO
09/28/99 06:00	1559.898	ISCO	06/14/00 19:40	1165.958	DH-76	06/25/00 10:36	1028.302	DH-76
09/28/99 08:15	1557.454	ISCO	06/14/00 22:30	879.595	ISCO	06/25/00 10:45	931.564	ISCO
09/28/99 10:15	1923.642	ISCO	06/15/00 04:30	618.552	ISCO	06/25/00 12:00	890.869	ISCO
09/28/99 11:15	1708.594	ISCO	06/15/00 07:30	482.466	ISCO	06/25/00 13:45	771.691	ISCO
09/28/99 13:30	1166.726	ISCO	06/15/00 10:30	386.266	ISCO	06/25/00 16:45	668.227	ISCO
09/28/99 14:15	1060.127	ISCO	06/15/00 12:00	353.859	ISCO	06/25/00 19:45	700.568	ISCO
12/15/99 13:36	4.962	GRAB	06/15/00 13:30	326.141	ISCO	06/25/00 22:45	550.211	ISCO
12/27/99 13:30	6.723	GRAB	06/16/00 20:30	269.334	ISCO	06/26/00 01:45	482.371	ISCO
01/04/00 13:04	8.446	GRAB	06/20/00 11:39	818.307	DH-48	06/26/00 04:45	404.380	ISCO
01/12/00 10:41	12.936	GRAB	06/20/00 11:45	1087.811	ISCO	06/26/00 07:45	353.722	ISCO
01/18/00 13:50	4.955	GRAB	06/20/00 12:00	1562.111	ISCO	06/26/00 10:45	317.816	ISCO
01/25/00 13:21	4.570	GRAB	06/20/00 14:45	692.606	ISCO	06/26/00 12:00	303.932	ISCO
02/01/00 12:50	5.180	GRAB	06/20/00 17:45	815.828	ISCO	06/26/00 12:51	307.859	DH-76
02/08/00 12:46	4.085	GRAB	06/20/00 20:45	1026.099	ISCO	06/26/00 13:00	297.045	ISCO
02/15/00 13:10	8.829	GRAB	06/20/00 23:45	1222.352	ISCO	06/26/00 16:00	280.591	ISCO
02/22/00 13:05	66.322	DH-48	06/21/00 02:45	1240.955	ISCO	06/26/00 19:00	247.506	ISCO
03/01/00 07:25	91.058	DH-48	06/21/00 05:45	1096.224	ISCO	06/26/00 22:00	246.282	ISCO
03/07/00 10:30	22.305	GRAB	06/21/00 08:45	847.173	ISCO	06/27/00 01:00	188.281	ISCO
03/14/00 14:22	9.421	GRAB	06/21/00 11:45	748.717	ISCO	06/27/00 04:00	187.021	ISCO
03/22/00 10:49	14.812	GRAB	06/21/00 12:00	736.568	ISCO	06/27/00 07:00	189.080	ISCO
03/28/00 13:29	12.360	GRAB	06/21/00 14:45	652.869	ISCO	06/27/00 10:00	195.389	ISCO
04/04/00 12:28	5.790	GRAB	06/21/00 20:45	328.116	ISCO	06/27/00 12:00	179.035	ISCO
04/11/00 12:10	8.808	GRAB	06/21/00 23:45	262.813	ISCO	06/27/00 13:00	172.383	ISCO
04/18/00 13:09	13.065	GRAB	06/22/00 02:45	231.325	ISCO	06/27/00 16:00	158.701	ISCO
04/25/00 14:05	24.755	GRAB	06/22/00 05:45	183.464	ISCO	06/27/00 19:00	168.584	ISCO
05/02/00 13:34	13.514	GRAB	06/22/00 08:45	149.265	ISCO	06/27/00 22:00	145.119	ISCO
05/10/00 12:07	232.891	DH-48	06/22/00 11:45	183.480	ISCO	06/28/00 12:00	122.704	ISCO
05/16/00 12:01	49.748	GRAB	06/22/00 12:00	185.234	ISCO	06/29/00 10:11	92.284	ISCO
05/23/00 12:24	35.570	GRAB	06/22/00 14:45	143.837	ISCO	06/29/00 10:12	94.190	ISCO
05/30/00 07:36	54.519	GRAB	06/22/00 17:45	148.203	ISCO	06/29/00 10:13	93.325	ISCO
05/31/00 07:45	3063.655	ISCO	06/22/00 20:45	130.628	ISCO	06/29/00 10:14	82.614	ISCO
05/31/00 09:00	3952.453	ISCO	06/22/00 23:45	109.185	ISCO	06/29/00 10:20	91.385	ISCO
05/31/00 09:15	3971.837	ISCO	06/23/00 02:45	108.873	ISCO	06/29/00 10:21	91.402	ISCO
05/31/00 09:45	4603.657	ISCO	06/23/00 05:45	118.414	ISCO	06/29/00 10:24	91.070	ISCO
05/31/00 10:30	4410.268	ISCO	06/23/00 11:45	115.009	ISCO	06/29/00 10:25	91.260	ISCO
05/31/00 11:45	4125.023	ISCO	06/23/00 16:45	726.459	ISCO	06/30/00 12:00	82.563	ISCO
05/31/00 12:00	4035.569	ISCO	06/23/00 17:15	1308.766	ISCO	07/01/00 12:00	73.606	ISCO
05/31/00 12:15	3833.849	ISCO	06/23/00 17:45	3822.510	ISCO	07/02/00 12:00	73.374	ISCO
05/31/00 15:15	3458.814	ISCO	06/23/00 18:30	4962.617	ISCO	07/03/00 12:00	175.442	ISCO
05/31/00 18:15	2378.120	ISCO	06/23/00 19:45	3137.679	ISCO	07/04/00 12:00	110.857	ISCO
05/31/00 20:15	1670.364	ISCO	06/23/00 20:45	2584.243	ISCO	07/04/00 21:45	351.475	ISCO
05/31/00 21:15	1461.815	ISCO	06/23/00 21:30	3145.934	ISCO	07/05/00 00:45	495.688	ISCO
05/31/00 22:30	1171.625	ISCO	06/23/00 22:45	3180.594	ISCO	07/05/00 03:45	994.295	ISCO
06/01/00 00:15	1140.853	ISCO	06/24/00 01:45	1993.821	ISCO	07/05/00 06:00	1060.328	ISCO
06/01/00 03:15	923.544	ISCO	06/24/00 03:30	1737.131	ISCO	07/05/00 06:10	1107.246	DH-76
06/01/00 06:15	715.909	ISCO	06/24/00 04:45	1884.780	ISCO	07/05/00 09:00	764.128	ISCO
06/01/00 09:15	592.636	ISCO	06/24/00 06:30	1526.244	ISCO	07/05/00 12:00	458.508	ISCO
06/01/00 11:42	587.837	DH-76	06/24/00 07:45	1304.516	ISCO	07/05/00 15:00	344.458	ISCO
06/01/00 12:00	524.780	ISCO	06/24/00 09:15	1091.923	ISCO	07/05/00 18:00	333.658	ISCO
06/01/00 12:15	433.774	ISCO	06/24/00 10:45	956.532	ISCO	07/05/00 21:00	234.391	ISCO
06/01/00 15:15	502.329	ISCO	06/24/00 12:00	828.141	ISCO	07/06/00 12:00	139.962	ISCO
06/01/00 18:15	388.625	ISCO	06/24/00 13:45	920.388	ISCO	07/07/00 12:00	94.835	ISCO
06/06/00 12:59	64.357	GRAB	06/24/00 14:30	1419.522	ISCO	07/08/00 12:00	76.499	ISCO
06/13/00 02:46	1918.927	ISCO	06/24/00 15:15	1720.933	ISCO	07/09/00 12:00	85.044	ISCO
06/13/00 05:01	2944.047	ISCO	06/24/00 16:15	1922.420	ISCO	07/10/00 12:00	112.623	ISCO
06/13/00 08:01	1461.322	ISCO	06/24/00 16:45	1842.966	ISCO	07/11/00 05:45	326.627	ISCO
06/13/00 11:01	1902.496	ISCO	06/24/00 18:00	1740.380	ISCO	07/11/00 06:15	308.692	DH-48
06/13/00 12:01	2038.349	ISCO	06/24/00 19:45	2442.528	ISCO	07/11/00 12:00	298.054	ISCO
06/13/00 14:01	1346.452	ISCO	06/24/00 22:45	2200.263	ISCO	07/12/00 12:00	131.367	ISCO
06/14/00 10:46	940.231	ISCO	06/25/00 01:30	1435.128	ISCO	07/13/00 12:00	79.555	ISCO
06/14/00 12:01	1565.866	ISCO	06/25/00 01:45	1410.835	ISCO	07/14/00 12:00	80.965	ISCO

**Table C5. (Continued)**

<i>Date/Time (CST)</i>	<i>SSC (mg/L)</i>	<i>Sampling Method</i>	<i>Date/Time (CST)</i>	<i>SSC (mg/L)</i>	<i>Sampling Method</i>	<i>Date/Time (CST)</i>	<i>SSC (mg/L)</i>	<i>Sampling Method</i>
07/15/00 12:00	76.818	ISCO	11/20/00 13:01	78.913	GRAB	02/24/01 13:30	3416.310	ISCO
07/16/00 12:00	65.556	ISCO	11/28/00 13:17	74.977	GRAB	02/24/01 15:00	3796.787	ISCO
07/17/00 12:00	63.686	ISCO	12/05/00 11:59	72.467	GRAB	02/24/01 16:30	3817.935	ISCO
07/18/00 12:00	31.111	ISCO	12/12/00 13:17	109.605	GRAB	02/24/01 18:00	3936.162	ISCO
07/18/00 12:37	47.841	GRAB	12/19/00 12:48	110.789	GRAB	02/24/01 21:00	3496.798	ISCO
07/19/00 12:00	36.262	ISCO	12/26/00 13:47	105.015	GRAB	02/25/01 00:00	2826.670	ISCO
07/21/00 12:00	25.697	ISCO	01/02/01 12:34	66.922	GRAB	02/25/01 02:45	2820.425	ISCO
07/22/00 12:00	54.164	ISCO	01/09/01 11:54	81.699	GRAB	02/25/01 03:00	2609.878	ISCO
07/25/00 12:23	70.461	GRAB	01/16/01 13:30	33.724	GRAB	02/25/01 05:30	2232.080	ISCO
08/01/00 11:56	30.560	GRAB	01/23/01 08:46	82.403	GRAB	02/25/01 06:00	2140.190	ISCO
08/07/00 12:01	32.876	ISCO	01/29/01 23:13	384.488	DH-76	02/25/01 08:30	1985.393	ISCO
08/08/00 12:38	18.993	GRAB	01/30/01 07:51	389.027	DH-76	02/25/01 09:00	1871.099	ISCO
08/15/00 11:45	62.052	GRAB	02/06/01 11:35	102.900	GRAB	02/25/01 11:30	1627.726	ISCO
08/22/00 11:45	52.520	GRAB	02/09/01 00:25	3634.515	DH-76	02/25/01 12:00	1563.431	ISCO
08/29/00 14:26	55.491	GRAB	02/09/01 00:30	3316.537	ISCO	02/25/01 15:00	1341.637	ISCO
09/05/00 13:01	43.479	GRAB	02/09/01 03:30	2476.635	ISCO	02/25/01 18:00	1022.688	ISCO
09/12/00 11:22	100.662	GRAB	02/09/01 06:30	1957.730	ISCO	02/25/01 21:00	911.847	ISCO
09/19/00 11:05	17.514	GRAB	02/09/01 08:43	2649.945	DH-76	02/26/01 00:00	761.495	ISCO
09/23/00 00:31	849.987	ISCO	02/09/01 09:29	2014.937	DH-76	02/26/01 03:00	620.613	ISCO
09/23/00 01:46	1093.764	ISCO	02/09/01 09:30	1962.177	ISCO	02/26/01 06:00	532.630	ISCO
09/23/00 02:49	2477.006	DH-76	02/09/01 10:00	1908.540	DH-76	02/26/01 09:00	451.578	ISCO
09/23/00 03:31	1784.292	ISCO	02/09/01 12:00	1721.699	ISCO	02/26/01 12:00	382.676	ISCO
09/23/00 06:31	616.702	ISCO	02/09/01 12:30	1658.724	ISCO	02/26/01 15:00	335.040	ISCO
09/23/00 08:31	609.439	ISCO	02/09/01 15:30	1440.317	ISCO	02/26/01 18:00	305.032	ISCO
09/23/00 09:31	2486.283	ISCO	02/09/01 16:42	1651.248	D-74	02/26/01 21:00	278.693	ISCO
09/23/00 12:01	2669.322	ISCO	02/09/01 18:30	1621.613	ISCO	02/27/01 00:00	247.273	ISCO
09/23/00 12:31	2382.555	ISCO	02/09/01 20:45	1752.573	ISCO	02/27/01 03:00	233.372	ISCO
09/23/00 15:31	1535.134	ISCO	02/09/01 21:30	1833.174	ISCO	02/27/01 06:00	226.580	ISCO
09/23/00 18:31	958.596	ISCO	02/09/01 23:30	1809.842	ISCO	02/27/01 11:15	177.496	ISCO
09/23/00 21:31	685.202	ISCO	02/10/01 00:30	1656.807	ISCO	02/27/01 11:26	187.168	DH-76
09/24/00 00:31	520.601	ISCO	02/10/01 11:46	898.438	DIP	02/27/01 12:00	180.501	ISCO
09/24/00 03:31	394.803	ISCO	02/13/01 12:35	151.405	DH-76	02/27/01 14:15	170.346	ISCO
09/24/00 06:31	315.025	ISCO	02/13/01 12:45	187.458	ISCO	02/27/01 17:15	154.072	ISCO
09/24/00 09:31	269.085	ISCO	02/13/01 15:45	126.499	ISCO	02/27/01 20:15	164.894	ISCO
09/24/00 12:01	237.342	ISCO	02/13/01 18:45	139.888	ISCO	02/28/01 02:15	128.743	ISCO
09/25/00 12:01	91.018	ISCO	02/13/01 21:45	138.415	ISCO	02/28/01 11:15	143.573	ISCO
09/26/00 12:01	60.112	ISCO	02/14/01 00:45	167.838	ISCO	03/06/01 12:11	55.322	GRAB
09/26/00 12:42	52.378	GRAB	02/14/01 03:45	174.171	ISCO	03/07/01 12:00	38.106	ISCO
10/03/00 10:59	48.709	GRAB	02/14/01 06:45	170.727	ISCO	03/08/01 12:00	31.064	ISCO
10/04/00 04:00	185.836	ISCO	02/14/01 09:45	160.663	ISCO	03/09/01 12:00	27.146	ISCO
10/04/00 07:00	299.947	ISCO	02/14/01 12:00	172.557	ISCO	03/10/01 12:00	25.835	ISCO
10/04/00 10:00	243.664	ISCO	02/14/01 12:45	183.566	ISCO	03/11/01 12:00	26.562	ISCO
10/04/00 12:00	239.059	ISCO	02/14/01 15:45	305.185	ISCO	03/12/01 12:00	30.740	ISCO
10/04/00 13:00	211.698	ISCO	02/14/01 18:45	444.429	ISCO	03/13/01 12:00	36.458	ISCO
10/04/00 16:00	131.376	ISCO	02/14/01 21:45	519.029	ISCO	03/13/01 13:16	38.181	GRAB
10/04/00 19:00	178.803	ISCO	02/15/01 00:45	487.358	ISCO	03/14/01 12:00	21.998	ISCO
10/04/00 22:00	398.508	ISCO	02/15/01 03:45	423.378	ISCO	03/15/01 12:00	127.383	ISCO
10/05/00 01:00	191.353	ISCO	02/15/01 06:45	339.046	ISCO	03/15/01 12:45	130.794	ISCO
10/05/00 04:00	152.978	ISCO	02/15/01 09:45	276.808	ISCO	03/15/01 15:45	220.349	ISCO
10/05/00 07:00	138.210	ISCO	02/15/01 12:00	231.317	ISCO	03/15/01 18:45	342.033	ISCO
10/05/00 10:00	116.166	ISCO	02/15/01 12:45	216.602	ISCO	03/15/01 21:45	657.564	ISCO
10/05/00 12:00	88.789	ISCO	02/15/01 15:45	184.647	ISCO	03/16/01 00:45	909.822	ISCO
10/06/00 12:00	37.414	ISCO	02/15/01 18:45	163.767	ISCO	03/16/01 03:45	1050.540	ISCO
10/10/00 11:09	16.291	GRAB	02/15/01 21:45	148.912	ISCO	03/16/01 06:45	1181.756	ISCO
10/18/00 11:13	92.252	GRAB	02/16/01 00:45	144.639	ISCO	03/16/01 09:45	1065.328	ISCO
10/24/00 11:18	36.163	GRAB	02/16/01 03:45	123.620	ISCO	03/16/01 12:00	943.260	ISCO
10/31/00 08:31	76.493	GRAB	02/20/01 12:32	84.240	GRAB	03/16/01 12:45	860.548	ISCO
11/06/00 10:58	35.267	GRAB	02/20/01 12:45	92.621	ISCO	03/16/01 15:45	663.644	ISCO
11/07/00 12:00	22.680	ISCO	02/20/01 15:45	77.860	ISCO	03/16/01 18:45	504.242	ISCO
11/09/00 12:00	9.669	ISCO	02/20/01 18:45	74.716	ISCO	03/16/01 21:45	423.062	ISCO
11/10/00 05:00	23.936	ISCO	02/23/01 12:00	76.744	ISCO	03/17/01 00:45	346.848	ISCO
11/10/00 08:00	18.907	ISCO	02/24/01 06:00	141.204	ISCO	03/17/01 03:45	305.623	ISCO
11/10/00 11:00	13.577	ISCO	02/24/01 08:15	1028.393	ISCO	03/17/01 06:45	286.031	ISCO
11/10/00 12:00	9.800	ISCO	02/24/01 09:00	1852.246	ISCO	03/17/01 09:45	244.881	ISCO
11/11/00 12:00	8.728	ISCO	02/24/01 10:00	2508.171	ISCO	03/17/01 12:00	234.952	ISCO
11/12/00 12:00	11.048	ISCO	02/24/01 11:15	2724.854	ISCO	03/17/01 12:45	232.780	ISCO
11/14/00 10:27	56.370	GRAB	02/24/01 12:00	2501.540	ISCO	03/17/01 15:45	243.718	ISCO

**Table C5. (Continued)**

<i>Date/Time (CST)</i>	<i>SSC (mg/L)</i>	<i>Sampling Method</i>	<i>Date/Time (CST)</i>	<i>SSC (mg/L)</i>	<i>Sampling Method</i>	<i>Date/Time (CST)</i>	<i>SSC (mg/L)</i>	<i>Sampling Method</i>
03/17/01 18:45	202.504	ISCO	04/12/01 17:30	393.938	ISCO	05/17/01 16:45	3711.832	ISCO
03/17/01 21:45	211.962	ISCO	04/12/01 20:30	291.782	ISCO	05/17/01 19:45	2716.870	ISCO
03/20/01 13:45	74.455	ISCO	04/12/01 23:30	259.850	ISCO	05/17/01 22:45	1434.995	ISCO
03/20/01 13:46	69.528	GRAB	04/13/01 02:30	218.981	ISCO	05/18/01 01:45	974.530	ISCO
03/20/01 16:45	62.247	ISCO	04/13/01 05:30	196.790	ISCO	05/18/01 04:45	730.472	ISCO
03/20/01 19:45	75.723	ISCO	04/13/01 08:30	165.739	ISCO	05/18/01 07:45	586.373	ISCO
03/20/01 22:45	71.402	ISCO	04/13/01 11:30	139.337	ISCO	05/18/01 10:45	477.999	ISCO
03/21/01 01:45	65.863	ISCO	04/13/01 12:00	128.398	ISCO	05/18/01 12:00	432.007	ISCO
03/21/01 04:45	68.903	ISCO	04/13/01 14:30	116.758	ISCO	05/18/01 13:45	430.776	ISCO
03/21/01 07:45	61.634	ISCO	04/13/01 17:30	116.084	ISCO	05/18/01 16:45	361.738	ISCO
03/21/01 10:45	57.165	ISCO	04/13/01 20:30	108.647	ISCO	05/18/01 19:45	342.718	ISCO
03/21/01 12:00	56.159	ISCO	04/17/01 11:15	23.950	ISCO	05/18/01 22:45	306.248	ISCO
03/21/01 13:45	53.727	ISCO	04/17/01 11:26	16.108	GRAB	05/19/01 01:45	269.078	ISCO
03/21/01 16:45	52.582	ISCO	04/17/01 12:00	19.722	ISCO	05/19/01 04:45	252.572	ISCO
03/21/01 19:45	61.291	ISCO	04/18/01 12:00	18.573	ISCO	05/19/01 07:45	232.959	ISCO
03/21/01 22:45	58.843	ISCO	04/19/01 12:00	28.799	ISCO	05/19/01 10:45	210.889	ISCO
03/22/01 01:45	60.439	ISCO	04/20/01 12:00	28.895	ISCO	05/19/01 12:00	205.584	ISCO
03/22/01 04:45	53.655	ISCO	04/21/01 12:00	48.754	ISCO	05/19/01 13:45	194.336	ISCO
03/22/01 07:45	49.113	ISCO	04/22/01 12:00	50.044	ISCO	05/19/01 16:45	184.684	ISCO
03/22/01 10:45	45.728	ISCO	04/23/01 12:00	25.042	ISCO	05/19/01 19:45	205.734	ISCO
03/22/01 12:00	43.031	ISCO	04/24/01 12:00	13.435	ISCO	05/19/01 22:45	167.614	ISCO
03/22/01 13:45	42.789	ISCO	04/24/01 13:20	10.649	GRAB	05/20/01 01:45	164.228	ISCO
03/22/01 16:45	41.367	ISCO	04/25/01 12:00	18.674	ISCO	05/20/01 04:45	163.056	ISCO
03/22/01 19:30	47.009	ISCO	04/26/01 12:00	21.334	ISCO	05/20/01 12:00	141.102	ISCO
03/22/01 22:30	49.597	ISCO	04/27/01 12:00	46.670	ISCO	05/20/01 21:30	390.414	ISCO
03/23/01 01:30	49.714	ISCO	04/28/01 12:00	14.629	ISCO	05/20/01 22:45	2541.545	ISCO
03/23/01 04:30	54.847	ISCO	04/29/01 12:00	20.104	ISCO	05/20/01 23:15	5747.099	ISCO
03/26/01 13:06	41.709	GRAB	04/30/01 12:00	22.362	ISCO	05/21/01 00:00	9637.635	ISCO
03/27/01 12:00	219.574	ISCO	05/01/01 12:00	37.179	ISCO	05/21/01 00:30	9878.810	ISCO
03/28/01 12:00	31.260	ISCO	05/01/01 13:09	8.197	GRAB	05/22/01 09:16	333.874	DH-48
03/29/01 12:00	24.180	ISCO	05/02/01 12:00	23.442	ISCO	05/22/01 09:30	363.342	ISCO
03/30/01 12:00	24.058	ISCO	05/03/01 12:00	22.802	ISCO	05/22/01 12:00	284.956	ISCO
03/31/01 12:00	21.228	ISCO	05/04/01 12:00	29.297	ISCO	05/22/01 12:30	285.787	ISCO
04/01/01 12:00	14.675	ISCO	05/05/01 12:00	13.601	ISCO	05/22/01 15:30	258.557	ISCO
04/02/01 12:00	16.995	ISCO	05/06/01 12:00	12.935	ISCO	05/22/01 18:30	228.869	ISCO
04/03/01 11:00	13.737	ISCO	05/07/01 12:00	77.446	ISCO	05/22/01 21:30	205.386	ISCO
04/03/01 11:09	11.097	GRAB	05/08/01 07:40	30.654	GRAB	05/23/01 00:30	185.597	ISCO
04/03/01 12:00	23.138	ISCO	05/08/01 12:00	22.034	ISCO	05/23/01 03:30	208.956	ISCO
04/04/01 12:00	15.032	ISCO	05/09/01 12:00	25.323	ISCO	05/23/01 06:30	177.053	ISCO
04/05/01 12:00	45.481	ISCO	05/10/01 12:00	27.727	ISCO	05/23/01 09:30	169.929	ISCO
04/06/01 12:00	72.893	ISCO	05/11/01 12:00	532.529	ISCO	05/23/01 12:00	151.125	ISCO
04/06/01 16:45	121.346	ISCO	05/11/01 14:15	247.936	ISCO	05/23/01 12:30	145.475	ISCO
04/06/01 19:45	301.962	ISCO	05/11/01 17:15	270.922	ISCO	05/23/01 15:30	133.427	ISCO
04/06/01 22:45	671.190	ISCO	05/11/01 20:15	275.225	ISCO	05/23/01 18:30	129.094	ISCO
04/07/01 01:45	549.707	ISCO	05/11/01 23:15	261.193	ISCO	05/23/01 21:30	121.995	ISCO
04/07/01 04:45	784.881	ISCO	05/12/01 02:15	495.545	ISCO	05/24/01 00:30	106.139	ISCO
04/07/01 07:45	384.750	ISCO	05/12/01 12:00	121.071	ISCO	05/24/01 12:00	92.325	ISCO
04/07/01 10:45	190.616	ISCO	05/13/01 12:00	67.652	ISCO	05/25/01 12:00	68.173	ISCO
04/07/01 12:00	157.876	ISCO	05/14/01 12:00	113.967	ISCO	05/26/01 12:00	62.048	ISCO
04/07/01 13:45	125.889	ISCO	05/14/01 19:30	311.836	ISCO	05/27/01 12:00	75.789	ISCO
04/07/01 16:45	106.098	ISCO	05/14/01 22:30	268.719	ISCO	05/28/01 12:00	58.812	ISCO
04/07/01 19:45	97.058	ISCO	05/15/01 01:30	573.003	ISCO	05/29/01 12:00	49.303	ISCO
04/08/01 12:00	68.573	ISCO	05/15/01 04:30	669.489	ISCO	05/30/01 06:00	53.141	ISCO
04/09/01 12:00	78.692	ISCO	05/15/01 07:30	612.444	ISCO	05/30/01 06:07	48.601	GRAB
04/10/01 11:52	51.717	DH-48	05/15/01 12:00	247.569	ISCO	05/30/01 12:00	41.740	ISCO
04/10/01 12:00	61.909	ISCO	05/15/01 12:38	252.190	GRAB	05/31/01 11:15	283.491	ISCO
04/11/01 12:00	46.394	ISCO	05/16/01 12:00	106.174	ISCO	05/31/01 12:00	1027.861	ISCO
04/11/01 14:30	279.672	ISCO	05/17/01 04:45	2149.079	ISCO	05/31/01 14:15	1350.220	ISCO
04/11/01 17:00	1286.807	ISCO	05/17/01 05:15	5278.872	ISCO	05/31/01 17:15	1164.144	ISCO
04/11/01 17:30	1334.675	ISCO	05/17/01 07:45	5852.925	ISCO	05/31/01 20:15	1541.450	DH-76
04/11/01 20:30	1163.840	ISCO	05/17/01 09:00	2721.231	ISCO	05/31/01 20:15	1440.933	ISCO
04/11/01 23:30	1253.934	ISCO	05/17/01 09:55	3119.420	DH-76	05/31/01 21:11	1380.355	DH-76
04/12/01 02:30	1659.373	ISCO	05/17/01 10:09	3468.261	DH-76	05/31/01 23:15	900.709	ISCO
04/12/01 05:30	1782.120	ISCO	05/17/01 10:15	3665.676	ISCO	06/01/01 02:15	637.009	ISCO
04/12/01 08:30	1322.233	ISCO	05/17/01 10:45	4738.330	ISCO	06/01/01 05:15	512.996	ISCO
04/12/01 12:00	744.035	ISCO	05/17/01 12:00	7740.512	ISCO	06/01/01 07:18	514.429	DH-76
04/12/01 14:30	540.188	ISCO	05/17/01 13:45	5193.802	ISCO	06/01/01 08:15	423.974	ISCO

**Table C5. (Continued)**

<i>Date/Time (CST)</i>	<i>SSC (mg/L)</i>	<i>Sampling Method</i>	<i>Date/Time (CST)</i>	<i>SSC (mg/L)</i>	<i>Sampling Method</i>	<i>Date/Time (CST)</i>	<i>SSC (mg/L)</i>	<i>Sampling Method</i>
06/01/01 11:15	341.482	ISCO	06/12/01 09:05	65.541	GRAB	02/26/02 10:50	8.569	GRAB
06/01/01 12:00	332.978	ISCO	06/12/01 12:00	63.742	ISCO	03/05/02 13:22	13.034	GRAB
06/01/01 14:15	290.692	ISCO	06/13/01 12:00	76.661	ISCO	03/08/02 00:30	123.412	ISCO
06/01/01 17:15	257.935	ISCO	06/14/01 12:00	51.697	ISCO	03/08/02 03:30	106.633	ISCO
06/01/01 20:15	263.254	ISCO	06/15/01 12:00	83.491	ISCO	03/08/02 06:30	154.867	ISCO
06/01/01 23:15	207.886	ISCO	06/16/01 12:00	62.604	ISCO	03/08/02 09:30	284.473	ISCO
06/02/01 02:15	197.787	ISCO	06/17/01 12:00	43.948	ISCO	03/08/02 12:00	379.849	ISCO
06/02/01 05:15	180.960	ISCO	06/18/01 12:00	47.687	ISCO	03/08/02 12:30	379.278	ISCO
06/02/01 08:15	174.122	ISCO	06/19/01 12:00	48.957	ISCO	03/08/02 15:30	279.277	ISCO
06/02/01 11:15	157.493	ISCO	06/19/01 12:15	34.876	GRAB	03/08/02 18:30	253.170	ISCO
06/02/01 12:00	145.993	ISCO	06/20/01 12:00	41.283	ISCO	03/08/02 21:30	296.493	ISCO
06/02/01 14:15	140.178	ISCO	06/21/01 10:15	422.597	ISCO	03/09/02 00:30	248.487	ISCO
06/02/01 17:15	129.000	ISCO	06/21/01 12:00	343.487	ISCO	03/09/02 03:30	202.668	ISCO
06/02/01 20:15	122.670	ISCO	06/21/01 13:15	339.797	ISCO	03/09/02 06:30	179.768	ISCO
06/02/01 23:15	106.635	ISCO	06/21/01 16:15	592.783	ISCO	03/09/02 09:30	281.596	ISCO
06/03/01 02:15	100.824	ISCO	06/21/01 19:15	841.748	ISCO	03/09/02 12:00	309.171	ISCO
06/03/01 05:15	97.314	ISCO	06/21/01 22:15	651.203	ISCO	03/09/02 12:30	312.607	ISCO
06/03/01 08:15	89.775	ISCO	06/22/01 01:15	496.979	ISCO	03/09/02 15:30	294.375	ISCO
06/03/01 11:15	77.179	ISCO	06/22/01 04:15	391.982	ISCO	03/09/02 18:30	298.737	ISCO
06/03/01 12:00	75.971	ISCO	06/22/01 07:15	289.316	ISCO	03/09/02 21:30	268.414	ISCO
06/04/01 08:30	121.791	ISCO	06/22/01 10:15	206.535	ISCO	03/10/02 00:30	234.965	ISCO
06/04/01 11:30	306.050	ISCO	06/22/01 12:00	166.077	ISCO	03/10/02 03:30	189.165	ISCO
06/04/01 12:00	309.886	ISCO	06/23/01 12:00	81.254	ISCO	03/10/02 09:30	126.848	ISCO
06/05/01 11:30	4401.893	ISCO	06/24/01 12:00	39.742	ISCO	03/12/02 12:55	28.697	ISCO
06/05/01 12:00	4899.280	ISCO	06/25/01 12:00	31.855	ISCO	03/12/02 12:57	23.567	GRAB
06/05/01 12:02	4919.377	D-74	06/26/01 12:00	33.034	ISCO	03/13/02 12:00	25.998	ISCO
06/05/01 12:21	4715.751	D-74	06/26/01 12:46	27.500	GRAB	03/14/02 12:00	16.578	ISCO
06/05/01 13:00	3938.538	ISCO	06/27/01 12:00	26.451	ISCO	03/15/02 12:00	16.519	ISCO
06/05/01 14:30	2418.473	ISCO	06/28/01 12:00	23.995	ISCO	03/19/02 12:58	9.684	GRAB
06/05/01 17:30	2617.518	ISCO	07/02/01 11:25	28.382	ISCO	03/26/02 12:38	9.652	GRAB
06/05/01 19:00	2373.268	ISCO	07/02/01 11:27	13.193	GRAB	04/02/02 12:43	9.511	GRAB
06/05/01 20:00	2036.434	ISCO	07/03/01 12:00	46.931	ISCO	04/08/02 09:45	160.764	ISCO
06/05/01 20:30	2180.029	ISCO	07/04/01 12:00	36.810	ISCO	04/08/02 12:00	701.343	ISCO
06/05/01 21:45	1833.324	ISCO	07/10/01 11:31	10.901	GRAB	04/08/02 12:45	1112.603	ISCO
06/05/01 23:15	1616.652	ISCO	07/17/01 06:54	18.550	GRAB	04/08/02 15:45	1432.893	ISCO
06/05/01 23:30	1642.828	ISCO	07/24/01 12:22	8.943	GRAB	04/08/02 18:45	1595.696	ISCO
06/06/01 02:30	1260.908	ISCO	07/31/01 10:24	13.933	GRAB	04/08/02 21:45	1611.671	ISCO
06/06/01 05:30	1059.643	ISCO	08/07/01 10:59	21.733	GRAB	04/09/02 03:45	1370.394	ISCO
06/06/01 08:30	745.746	ISCO	08/14/01 11:01	62.620	GRAB	04/09/02 06:45	1072.304	ISCO
06/06/01 11:30	770.023	ISCO	08/21/01 12:07	22.603	GRAB	04/09/02 09:45	840.914	ISCO
06/06/01 12:00	771.688	ISCO	08/28/01 10:25	36.178	GRAB	04/09/02 12:00	690.579	ISCO
06/06/01 14:30	633.960	ISCO	09/04/01 12:05	16.970	GRAB	04/09/02 12:45	630.631	ISCO
06/06/01 17:30	608.697	ISCO	09/11/01 11:37	24.414	GRAB	04/09/02 13:01	666.170	DH-76
06/06/01 20:30	473.900	ISCO	09/18/01 11:51	12.990	GRAB	04/09/02 13:02	634.266	ISCO
06/06/01 23:30	414.940	ISCO	09/18/01 23:45	1003.248	ISCO	04/09/02 14:45	563.229	ISCO
06/07/01 02:30	349.774	ISCO	09/25/01 12:36	26.025	GRAB	04/09/02 17:45	442.591	ISCO
06/07/01 05:30	321.811	ISCO	10/02/01 11:25	13.466	GRAB	04/09/02 20:45	357.996	ISCO
06/07/01 08:30	301.148	ISCO	10/09/01 06:34	30.700	GRAB	04/09/02 23:45	301.077	ISCO
06/07/01 11:30	262.034	ISCO	10/16/01 12:25	27.399	GRAB	04/10/02 02:45	258.639	ISCO
06/07/01 12:00	258.837	ISCO	10/23/01 12:21	68.428	GRAB	04/10/02 05:45	229.111	ISCO
06/07/01 14:30	248.229	ISCO	10/30/01 12:02	8.812	GRAB	04/10/02 08:45	202.061	ISCO
06/07/01 17:30	220.092	ISCO	11/06/01 12:58	9.250	GRAB	04/10/02 11:45	169.692	ISCO
06/07/01 20:30	203.989	ISCO	11/13/01 11:31	6.371	GRAB	04/10/02 12:00	165.945	ISCO
06/07/01 23:30	182.829	ISCO	11/20/01 11:58	6.336	GRAB	04/10/02 14:45	146.077	ISCO
06/08/01 02:30	164.185	ISCO	11/27/01 12:48	8.521	GRAB	04/10/02 17:45	135.805	ISCO
06/08/01 05:30	162.738	ISCO	12/04/01 12:46	6.706	GRAB	04/10/02 20:45	132.462	ISCO
06/08/01 08:30	152.150	ISCO	12/11/01 12:06	8.940	GRAB	04/10/02 23:45	121.084	ISCO
06/08/01 11:30	132.543	ISCO	12/19/01 09:17	6.317	GRAB	04/11/02 02:45	120.762	ISCO
06/08/01 12:00	133.305	ISCO	12/26/01 13:14	7.264	GRAB	04/11/02 05:45	119.727	ISCO
06/08/01 14:30	129.538	ISCO	01/02/02 13:06	28.985	GRAB	04/11/02 08:45	108.942	ISCO
06/08/01 17:30	124.022	ISCO	01/08/02 12:58	10.305	GRAB	04/11/02 11:45	92.094	ISCO
06/08/01 20:30	121.730	ISCO	01/15/02 11:26	11.729	GRAB	04/11/02 12:00	88.640	ISCO
06/08/01 23:30	117.819	ISCO	01/22/02 10:42	9.740	GRAB	04/11/02 14:45	101.195	ISCO
06/09/01 02:30	105.586	ISCO	01/29/02 11:26	6.974	GRAB	04/11/02 17:45	87.370	ISCO
06/09/01 05:30	101.378	ISCO	02/05/02 12:28	9.544	GRAB	04/11/02 20:45	88.026	ISCO
06/09/01 11:30	103.351	ISCO	02/13/02 10:34	58.967	GRAB	04/11/02 23:45	90.872	ISCO
06/12/01 09:00	64.922	ISCO	02/19/02 10:40	20.852	GRAB	04/12/02 02:45	88.923	ISCO



**Table C5. (Continued)**

<i>Date/Time (CST)</i>	<i>SSC (mg/L)</i>	<i>Sampling Method</i>	<i>Date/Time (CST)</i>	<i>SSC (mg/L)</i>	<i>Sampling Method</i>	<i>Date/Time (CST)</i>	<i>SSC (mg/L)</i>	<i>Sampling Method</i>
04/12/02 05:45	90.117	ISCO	05/11/02 21:45	3136.287	ISCO	05/18/02 12:00	72.282	ISCO
04/16/02 12:15	47.578	ISCO	05/12/02 00:45	2292.161	ISCO	05/18/02 12:30	68.544	ISCO
04/16/02 12:17	44.966	GRAB	05/12/02 03:45	1931.979	ISCO	05/18/02 15:30	73.938	ISCO
04/17/02 12:00	42.892	ISCO	05/12/02 05:17	1977.493	ISCO	05/18/02 18:30	76.813	ISCO
04/18/02 12:00	37.113	ISCO	05/12/02 05:25	2026.786	D-74	05/18/02 21:30	77.861	ISCO
04/19/02 12:00	30.038	ISCO	05/12/02 05:44	2088.216	D-74	05/19/02 00:30	74.662	ISCO
04/20/02 12:00	20.698	ISCO	05/12/02 05:45	1877.224	ISCO	05/19/02 03:30	71.369	ISCO
04/21/02 12:00	45.846	ISCO	05/12/02 06:45	1926.984	ISCO	05/19/02 06:30	71.996	ISCO
04/22/02 12:00	16.398	ISCO	05/12/02 09:45	1773.822	ISCO	05/21/02 13:00	55.142	ISCO
04/23/02 12:00	10.271	ISCO	05/12/02 12:00	1550.385	ISCO	05/21/02 13:04	35.063	GRAB
04/23/02 12:20	10.322	ISCO	05/12/02 12:45	1419.587	ISCO	05/23/02 21:00	204.802	ISCO
04/23/02 12:22	9.105	GRAB	05/12/02 15:45	1267.706	ISCO	05/24/02 00:00	918.571	ISCO
04/24/02 12:00	13.199	ISCO	05/12/02 18:45	1107.649	ISCO	05/24/02 03:00	721.227	ISCO
04/24/02 16:00	798.676	ISCO	05/12/02 20:30	1198.456	ISCO	05/24/02 06:00	538.208	ISCO
04/24/02 19:00	803.603	ISCO	05/12/02 21:45	1237.823	ISCO	05/24/02 09:00	1342.813	ISCO
04/24/02 22:00	455.440	ISCO	05/12/02 23:00	1462.336	ISCO	05/24/02 12:00	1670.618	ISCO
04/25/02 01:00	205.766	ISCO	05/13/02 00:30	1456.349	ISCO	05/24/02 15:00	1224.618	ISCO
04/25/02 04:00	130.224	ISCO	05/13/02 03:30	1260.534	ISCO	05/24/02 18:00	948.684	ISCO
04/25/02 07:00	132.683	ISCO	05/13/02 03:45	1188.625	ISCO	05/24/02 21:00	568.305	ISCO
04/25/02 12:00	91.851	ISCO	05/13/02 06:45	983.885	ISCO	05/25/02 00:00	333.661	ISCO
04/26/02 12:00	21.068	ISCO	05/13/02 09:45	824.277	ISCO	05/25/02 03:00	264.916	ISCO
04/27/02 12:00	57.665	ISCO	05/13/02 12:00	735.262	ISCO	05/25/02 06:00	659.068	ISCO
04/27/02 13:15	161.990	ISCO	05/13/02 12:45	704.026	ISCO	05/25/02 09:00	1007.687	ISCO
04/27/02 14:45	1136.513	ISCO	05/13/02 15:45	622.478	ISCO	05/25/02 11:15	964.185	ISCO
04/27/02 19:15	1137.344	ISCO	05/13/02 18:45	554.192	ISCO	05/25/02 12:00	961.509	ISCO
04/27/02 22:15	1035.201	ISCO	05/13/02 21:45	473.735	ISCO	05/25/02 15:00	1799.497	ISCO
04/28/02 01:15	890.722	ISCO	05/14/02 00:45	427.863	ISCO	05/25/02 18:00	1423.701	ISCO
04/28/02 07:15	511.402	ISCO	05/14/02 03:45	379.671	ISCO	05/25/02 21:00	1210.301	ISCO
04/30/02 12:39	51.154	ISCO	05/14/02 06:45	342.295	ISCO	05/26/02 00:00	779.153	ISCO
04/30/02 12:41	49.760	DH-48	05/14/02 09:45	299.591	ISCO	05/26/02 03:00	447.600	ISCO
04/30/02 15:30	42.614	ISCO	05/14/02 12:00	287.855	ISCO	05/26/02 06:00	320.601	ISCO
04/30/02 18:30	45.646	ISCO	05/14/02 12:40	289.215	ISCO	05/26/02 09:00	235.489	ISCO
05/01/02 12:00	74.131	ISCO	05/14/02 12:42	315.070	DH-76	05/28/02 12:50	103.579	ISCO
05/01/02 23:15	156.697	ISCO	05/14/02 15:30	258.215	ISCO	05/28/02 12:52	94.134	DH-48
05/02/02 02:15	40.594	ISCO	05/14/02 18:30	240.810	ISCO	05/29/02 12:00	108.099	ISCO
05/02/02 05:15	327.184	ISCO	05/14/02 21:30	235.493	ISCO	05/30/02 12:00	111.324	ISCO
05/02/02 08:15	733.969	ISCO	05/15/02 00:30	216.210	ISCO	05/31/02 12:00	111.134	ISCO
05/02/02 11:15	669.694	ISCO	05/15/02 03:30	208.250	ISCO	06/01/02 08:30	851.021	ISCO
05/02/02 12:00	688.077	ISCO	05/15/02 06:30	189.385	ISCO	06/01/02 11:30	342.741	ISCO
05/02/02 14:15	554.317	ISCO	05/15/02 09:30	169.177	ISCO	06/01/02 12:00	278.837	ISCO
05/02/02 17:15	251.558	ISCO	05/15/02 12:00	161.780	ISCO	06/01/02 14:30	262.362	ISCO
05/02/02 20:15	193.153	ISCO	05/15/02 12:30	159.130	ISCO	06/01/02 17:30	856.716	ISCO
05/02/02 23:15	135.374	ISCO	05/15/02 15:30	150.638	ISCO	06/02/02 12:00	158.385	ISCO
05/03/02 02:15	111.001	ISCO	05/15/02 18:30	148.231	ISCO	06/03/02 12:00	88.043	ISCO
05/03/02 05:15	101.374	ISCO	05/15/02 21:30	152.641	ISCO	06/04/02 12:00	133.980	ISCO
05/03/02 08:15	78.190	ISCO	05/16/02 00:30	142.858	ISCO	06/04/02 12:34	58.113	ISCO
05/03/02 12:00	62.884	ISCO	05/16/02 03:30	144.957	ISCO	06/04/02 12:36	58.057	GRAB
05/04/02 12:00	42.529	ISCO	05/16/02 06:30	139.387	ISCO	06/04/02 16:15	4092.588	ISCO
05/05/02 12:00	48.395	ISCO	05/16/02 09:30	130.308	ISCO	06/04/02 16:30	5965.291	ISCO
05/06/02 12:00	63.344	ISCO	05/16/02 12:00	138.766	ISCO	06/04/02 17:45	7878.231	ISCO
05/07/02 12:00	29.009	ISCO	05/16/02 12:30	147.599	ISCO	06/04/02 19:15	4074.815	ISCO
05/07/02 12:43	27.066	ISCO	05/16/02 15:30	251.083	ISCO	06/04/02 20:15	5264.752	ISCO
05/07/02 12:45	27.445	GRAB	05/16/02 18:30	213.665	ISCO	06/04/02 21:34	5277.562	ISCO
05/08/02 12:00	26.407	ISCO	05/16/02 21:30	165.067	ISCO	06/04/02 21:36	5285.710	DH-76
05/09/02 12:00	134.219	ISCO	05/17/02 00:30	146.710	ISCO	06/04/02 21:49	5304.413	DH-76
05/10/02 12:00	52.043	ISCO	05/17/02 03:30	139.230	ISCO	06/04/02 21:52	5185.302	ISCO
05/11/02 09:45	197.849	ISCO	05/17/02 06:30	126.188	ISCO	06/04/02 22:15	4800.456	ISCO
05/11/02 10:45	981.996	ISCO	05/17/02 09:30	111.518	ISCO	06/05/02 00:15	3229.429	ISCO
05/11/02 11:45	3093.554	ISCO	05/17/02 12:00	104.019	ISCO	06/05/02 01:15	2900.588	ISCO
05/11/02 12:00	3405.283	ISCO	05/17/02 12:30	96.374	ISCO	06/05/02 02:30	2789.175	ISCO
05/11/02 12:45	3319.648	ISCO	05/17/02 15:30	92.177	ISCO	06/05/02 04:00	2631.090	ISCO
05/11/02 14:00	3074.142	ISCO	05/17/02 18:30	92.448	ISCO	06/05/02 04:15	2564.927	ISCO
05/11/02 14:16	2910.600	DH-76	05/17/02 21:30	90.461	ISCO	06/05/02 07:15	1486.037	ISCO
05/11/02 15:15	2709.323	ISCO	05/18/02 00:30	89.589	ISCO	06/05/02 10:15	953.726	ISCO
05/11/02 15:45	3171.438	ISCO	05/18/02 03:30	84.687	ISCO	06/05/02 12:00	783.174	ISCO
05/11/02 16:30	4500.653	ISCO	05/18/02 06:30	77.407	ISCO	06/05/02 13:15	655.903	ISCO
05/11/02 18:00	5234.734	ISCO	05/18/02 09:30	71.010	ISCO	06/05/02 16:15	499.815	ISCO

**Table C5. (Continued)**

<i>Date/Time (CST)</i>	<i>SSC (mg/L)</i>	<i>Sampling Method</i>	<i>Date/Time (CST)</i>	<i>SSC (mg/L)</i>	<i>Sampling Method</i>	<i>Date/Time (CST)</i>	<i>SSC (mg/L)</i>	<i>Sampling Method</i>
06/05/02 19:15	412.244	ISCO	06/15/02 13:30	171.827	ISCO	02/21/03 13:54	13.822	GRAB
06/05/02 22:15	325.692	ISCO	06/15/02 16:30	158.223	ISCO	02/25/03 12:13	13.233	GRAB
06/06/02 01:15	288.130	ISCO	06/15/02 19:30	155.121	ISCO	03/04/03 11:44	3.658	GRAB
06/06/02 04:15	256.255	ISCO	06/15/02 22:30	142.921	ISCO	03/10/03 10:37	9.247	GRAB
06/06/02 07:15	215.348	ISCO	06/16/02 01:30	139.842	ISCO	03/18/03 12:53	27.567	GRAB
06/06/02 10:15	202.989	ISCO	06/16/02 04:30	158.798	ISCO	03/25/03 13:02	12.884	GRAB
06/06/02 12:00	176.600	ISCO	06/16/02 07:30	130.896	ISCO	04/01/03 12:08	22.854	GRAB
06/06/02 13:15	165.079	ISCO	06/16/02 10:30	110.237	ISCO	04/08/03 10:12	9.463	GRAB
06/06/02 16:15	157.422	ISCO	06/16/02 13:30	102.281	ISCO	04/15/03 11:31	4.878	GRAB
06/06/02 19:15	149.697	ISCO	06/16/02 16:30	101.653	ISCO	04/17/03 12:00	197.251	ISCO
06/06/02 22:15	139.887	ISCO	06/17/02 12:00	99.680	ISCO	04/22/03 11:15	14.258	GRAB
06/07/02 01:15	127.653	ISCO	06/18/02 12:36	77.634	ISCO	04/29/03 10:58	7.629	GRAB
06/07/02 04:15	121.150	ISCO	06/18/02 12:38	87.503	GRAB	05/01/03 11:30	235.325	ISCO
06/07/02 12:00	99.145	ISCO	06/19/02 12:00	88.314	ISCO	05/01/03 12:00	275.369	ISCO
06/08/02 12:00	75.199	ISCO	06/20/02 12:00	98.750	ISCO	05/01/03 14:30	506.875	ISCO
06/09/02 12:00	57.992	ISCO	06/21/02 12:00	45.980	ISCO	05/01/03 17:30	617.962	ISCO
06/10/02 12:00	85.397	ISCO	06/22/02 12:00	32.962	ISCO	05/01/03 20:30	507.618	ISCO
06/11/02 09:36	458.324	ISCO	06/23/02 12:00	34.044	ISCO	05/01/03 23:30	360.604	ISCO
06/11/02 09:38	478.971	DH-76	06/25/02 11:56	19.565	GRAB	05/02/03 02:30	700.833	ISCO
06/11/02 10:30	490.433	ISCO	06/26/02 12:00	29.726	ISCO	05/02/03 05:30	421.654	ISCO
06/11/02 12:00	938.364	ISCO	06/27/02 12:00	26.643	ISCO	05/02/03 08:30	317.481	ISCO
06/11/02 13:30	1116.499	ISCO	07/01/02 11:51	15.744	GRAB	05/02/03 11:30	190.147	ISCO
06/11/02 16:30	2574.435	ISCO	07/09/02 08:34	24.122	GRAB	05/02/03 12:00	167.539	ISCO
06/11/02 19:30	1591.285	ISCO	07/15/02 09:51	18.463	GRAB	05/03/03 12:00	54.893	ISCO
06/11/02 22:30	1061.321	ISCO	07/23/02 11:53	9.379	GRAB	05/04/03 12:00	28.842	ISCO
06/12/02 01:30	711.799	ISCO	07/30/02 11:48	94.560	GRAB	05/05/03 02:15	127.111	ISCO
06/12/02 04:30	538.326	ISCO	08/06/02 11:44	22.907	GRAB	05/05/03 05:15	202.859	ISCO
06/12/02 07:30	429.886	ISCO	08/12/02 11:51	12.023	GRAB	05/05/03 08:15	257.313	ISCO
06/12/02 10:30	340.708	ISCO	08/14/02 02:30	999.962	ISCO	05/05/03 11:15	568.997	ISCO
06/12/02 12:00	302.783	ISCO	08/14/02 03:00	813.455	ISCO	05/05/03 12:00	604.466	ISCO
06/12/02 13:30	292.025	ISCO	08/14/02 06:00	561.606	ISCO	05/05/03 12:12	605.228	ISCO
06/12/02 16:30	256.732	ISCO	08/14/02 09:00	980.910	ISCO	05/05/03 12:13	613.383	DH-76
06/12/02 19:30	211.994	ISCO	08/15/02 12:00	194.625	ISCO	05/05/03 12:27	610.124	DH-76
06/12/02 22:30	185.357	ISCO	08/19/02 08:53	303.268	ISCO	05/05/03 12:28	575.717	ISCO
06/13/02 01:30	520.570	ISCO	08/19/02 09:01	324.160	DH-48	05/05/03 14:15	519.033	ISCO
06/13/02 02:15	2211.908	ISCO	08/19/02 09:14	365.823	DH-48	05/05/03 17:15	444.419	ISCO
06/13/02 04:15	3379.842	ISCO	08/19/02 09:16	364.342	ISCO	05/05/03 20:15	582.770	ISCO
06/13/02 04:30	3016.468	ISCO	08/19/02 12:00	246.302	ISCO	05/06/03 05:15	194.276	ISCO
06/13/02 05:00	3642.364	ISCO	08/19/02 13:30	517.469	ISCO	05/06/03 08:15	158.122	ISCO
06/13/02 06:15	4720.524	ISCO	08/19/02 16:30	682.670	ISCO	05/06/03 11:15	128.932	ISCO
06/13/02 07:30	3392.638	ISCO	08/20/02 12:33	287.868	GRAB	05/06/03 12:00	217.632	ISCO
06/13/02 11:55	3253.748	ISCO	08/27/02 12:15	41.060	GRAB	05/06/03 12:21	114.856	DH-48
06/13/02 11:57	3167.365	D-74	09/03/02 11:42	29.930	GRAB	05/06/03 14:15	106.096	ISCO
06/13/02 12:00	3187.179	ISCO	09/10/02 12:08	7.170	GRAB	05/07/03 12:00	73.883	ISCO
06/13/02 12:11	3138.203	D-74	09/16/02 12:04	10.387	GRAB	05/08/03 12:00	43.187	ISCO
06/13/02 12:13	2840.736	ISCO	09/23/02 11:58	13.447	GRAB	05/09/03 07:00	133.164	ISCO
06/13/02 13:30	2465.696	ISCO	10/01/02 10:19	10.093	GRAB	05/09/03 10:00	509.431	ISCO
06/13/02 15:45	2214.564	ISCO	10/08/02 10:38	9.239	GRAB	05/09/03 12:00	1043.087	ISCO
06/13/02 16:30	2225.988	ISCO	10/15/02 11:51	6.630	GRAB	05/09/03 13:00	1195.608	ISCO
06/13/02 18:15	1889.441	ISCO	10/21/02 10:44	8.497	GRAB	05/09/03 16:00	1590.214	ISCO
06/13/02 19:30	1630.811	ISCO	10/28/02 12:33	4.046	GRAB	05/10/03 01:00	543.584	ISCO
06/13/02 22:30	1212.081	ISCO	11/06/02 12:13	2.260	GRAB	05/10/03 04:00	327.635	ISCO
06/14/02 00:15	1053.104	ISCO	11/12/02 11:58	2.558	GRAB	05/10/03 07:00	250.366	ISCO
06/14/02 01:30	1013.829	ISCO	11/18/02 10:25	4.649	GRAB	05/10/03 12:00	201.039	ISCO
06/14/02 04:30	818.915	ISCO	11/25/02 12:48	3.375	GRAB	05/10/03 13:00	190.934	ISCO
06/14/02 07:30	666.050	ISCO	12/03/02 12:12	3.269	GRAB	05/10/03 16:00	180.745	ISCO
06/14/02 10:30	534.117	ISCO	12/10/02 11:43	8.234	GRAB	05/10/03 19:00	194.785	ISCO
06/14/02 12:00	480.840	ISCO	12/17/02 13:13	3.752	GRAB	05/10/03 22:00	199.788	ISCO
06/14/02 13:30	447.195	ISCO	12/23/02 12:17	12.426	GRAB	05/11/03 02:00	2521.594	ISCO
06/14/02 16:30	374.952	ISCO	12/30/02 11:41	5.921	GRAB	05/11/03 04:00	3147.130	ISCO
06/14/02 19:30	332.308	ISCO	01/07/03 12:44	5.513	GRAB	05/11/03 07:00	4925.796	ISCO
06/14/02 22:30	308.539	ISCO	01/14/03 11:32	5.549	GRAB	05/11/03 10:00	6496.454	ISCO
06/15/02 01:30	251.505	ISCO	01/21/03 12:53	6.247	GRAB	05/11/03 12:00	4179.855	ISCO
06/15/02 04:30	234.492	ISCO	01/28/03 11:06	7.323	GRAB	05/11/03 13:00	3329.387	ISCO
06/15/02 07:30	206.895	ISCO	02/05/03 12:21	6.146	GRAB	05/11/03 15:15	2162.483	ISCO
06/15/02 10:30	186.165	ISCO	02/10/03 12:17	4.342	GRAB	05/11/03 16:00	1927.768	ISCO
06/15/02 12:00	172.120	ISCO	02/18/03 11:31	4.842	GRAB	05/11/03 19:00	1366.623	ISCO

**Table C5. (Continued)**

<i>Date/Time (CST)</i>	<i>SSC (mg/L)</i>	<i>Sampling Method</i>	<i>Date/Time (CST)</i>	<i>SSC (mg/L)</i>	<i>Sampling Method</i>	<i>Date/Time (CST)</i>	<i>SSC (mg/L)</i>	<i>Sampling Method</i>
05/11/03 22:00	989.821	ISCO	07/10/03 12:00	709.416	ISCO	12/11/03 00:45	845.930	ISCO
05/12/03 01:00	718.824	ISCO	07/10/03 12:30	635.232	ISCO	12/11/03 04:00	604.565	ISCO
05/12/03 04:00	555.676	ISCO	07/10/03 15:30	787.781	ISCO	12/11/03 10:33	344.119	DIP
05/12/03 07:00	444.965	ISCO	07/10/03 18:30	472.342	ISCO	12/17/03 13:03	16.851	GRAB
05/12/03 10:00	374.408	ISCO	07/10/03 21:30	375.764	ISCO	12/22/03 12:41	8.956	GRAB
05/12/03 12:00	334.330	ISCO	07/11/03 12:00	137.700	ISCO	12/29/03 12:41	7.767	GRAB
05/12/03 13:00	327.107	ISCO	07/15/03 11:27	20.699	GRAB	01/06/04 11:01	11.514	GRAB
05/13/03 04:00	183.875	ISCO	07/21/03 03:15	3466.823	ISCO	01/13/04 12:46	11.148	GRAB
05/13/03 07:00	177.855	ISCO	07/21/03 04:33	2723.898	DH-76	01/20/04 13:01	6.972	GRAB
05/13/03 10:00	164.841	ISCO	07/21/03 06:15	1352.133	ISCO	01/27/04 12:31	3.910	GRAB
05/13/03 12:45	151.797	ISCO	07/21/03 09:15	492.790	ISCO	02/02/04 12:41	5.235	GRAB
05/13/03 12:58	153.548	DIP	07/21/03 12:00	300.615	ISCO	02/09/04 13:03	3.463	GRAB
05/13/03 16:00	137.644	ISCO	07/21/03 12:15	294.047	ISCO	02/17/04 12:34	4.667	GRAB
05/13/03 19:00	129.686	ISCO	07/21/03 15:15	239.574	ISCO	02/20/04 12:28	140.251	DIP
05/13/03 22:00	129.314	ISCO	07/21/03 18:15	374.482	ISCO	02/24/04 13:21	36.068	GRAB
05/14/03 01:00	124.352	ISCO	07/21/03 21:15	316.492	ISCO	02/25/04 12:00	31.174	ISCO
05/14/03 04:00	121.192	ISCO	07/22/03 00:15	410.194	ISCO	02/26/04 12:00	42.586	ISCO
05/14/03 07:00	121.721	ISCO	07/22/03 11:40	218.141	GRAB	02/27/04 14:24	19.769	DIP
05/14/03 10:00	119.017	ISCO	07/29/03 10:44	11.943	GRAB	03/02/04 12:57	10.758	GRAB
05/14/03 12:00	107.885	ISCO	08/03/03 12:00	94.878	ISCO	03/04/04 21:30	727.290	ISCO
05/15/03 12:00	102.338	ISCO	08/05/03 11:14	39.036	GRAB	03/05/04 00:30	1098.620	ISCO
05/16/03 12:00	74.154	ISCO	08/13/03 10:38	20.939	GRAB	03/05/04 03:30	1182.870	ISCO
05/17/03 12:00	59.860	ISCO	08/19/03 10:51	16.266	GRAB	03/05/04 06:30	1391.081	ISCO
05/18/03 12:00	57.787	ISCO	08/26/03 10:22	17.525	DIP	03/05/04 09:30	1427.313	ISCO
05/19/03 12:00	57.295	ISCO	09/02/03 12:00	50.686	GRAB	03/05/04 12:00	1114.377	ISCO
05/21/03 11:04	33.809	GRAB	09/09/03 16:31	10.533	GRAB	03/06/04 12:00	124.634	ISCO
05/27/03 11:31	13.468	GRAB	09/16/03 07:16	20.598	GRAB	03/06/04 12:30	125.712	ISCO
06/02/03 11:39	6.337	GRAB	09/23/03 09:54	8.250	GRAB	03/06/04 15:30	100.317	ISCO
06/10/03 10:54	16.422	GRAB	09/30/03 10:40	6.579	GRAB	03/07/04 03:30	77.825	ISCO
06/17/03 12:21	19.045	GRAB	10/06/03 11:18	4.816	GRAB	03/07/04 06:30	78.184	ISCO
06/24/03 11:38	24.283	GRAB	10/14/03 10:54	7.057	GRAB	03/09/04 12:35	19.303	GRAB
06/25/03 22:30	1549.820	ISCO	10/21/03 09:41	6.357	GRAB	03/10/04 12:00	25.458	ISCO
06/26/03 01:45	676.280	ISCO	10/27/03 12:38	6.050	GRAB	03/11/04 12:00	15.016	ISCO
06/26/03 04:45	676.817	ISCO	11/04/03 13:01	13.128	GRAB	03/12/04 12:00	14.414	ISCO
06/26/03 07:45	1831.157	ISCO	11/04/03 21:45	56.431	ISCO	03/12/04 15:32	12.307	GRAB
06/26/03 09:34	1542.028	DH-48	11/04/03 23:15	669.697	ISCO	03/13/04 12:00	12.336	ISCO
06/26/03 10:45	1439.765	ISCO	11/05/03 00:45	494.040	ISCO	03/14/04 12:00	12.044	ISCO
06/26/03 12:00	1410.207	ISCO	11/05/03 03:45	1167.031	ISCO	03/16/04 12:48	7.745	GRAB
06/26/03 13:45	1334.894	ISCO	11/05/03 06:45	422.149	ISCO	03/17/04 12:00	7.758	ISCO
06/26/03 16:45	1061.218	ISCO	11/05/03 09:45	447.896	ISCO	03/18/04 12:00	11.526	ISCO
06/26/03 19:45	675.169	ISCO	11/05/03 12:00	465.476	ISCO	03/19/04 12:00	8.599	ISCO
07/01/03 11:25	45.716	GRAB	11/05/03 12:45	409.327	ISCO	03/22/04 12:57	7.948	GRAB
07/08/03 11:18	15.555	GRAB	11/05/03 15:45	414.358	ISCO	03/24/04 12:00	8.570	ISCO
07/08/03 14:30	381.993	DIP	11/05/03 18:45	325.759	ISCO	03/25/04 12:00	11.319	ISCO
07/08/03 17:45	1487.751	ISCO	11/06/03 07:50	96.589	GRAB	03/26/04 12:00	56.823	ISCO
07/08/03 18:00	1333.856	ISCO	11/12/03 13:07	12.596	GRAB	03/27/04 00:00	123.884	ISCO
07/08/03 21:00	770.022	ISCO	11/17/03 12:12	6.711	GRAB	03/27/04 03:00	272.222	ISCO
07/09/03 00:00	389.713	ISCO	11/18/03 08:12	19.935	GRAB	03/27/04 06:00	231.450	ISCO
07/09/03 12:00	141.772	ISCO	11/19/03 12:00	42.927	ISCO	03/27/04 09:00	139.838	ISCO
07/09/03 18:57	270.417	DIP	11/24/03 11:51	8.919	GRAB	03/27/04 12:00	119.773	ISCO
07/09/03 21:30	1748.593	ISCO	12/02/03 10:58	7.338	GRAB	03/27/04 15:00	130.109	ISCO
07/09/03 23:01	4441.288	ISCO	12/08/03 12:47	5.631	GRAB	03/28/04 12:00	42.414	ISCO
07/09/03 23:03	4591.731	DH-76	12/10/03 01:00	300.936	ISCO	03/28/04 19:30	70.758	ISCO
07/09/03 23:15	4317.079	DH-76	12/10/03 03:45	1180.883	ISCO	03/28/04 22:30	86.928	ISCO
07/09/03 23:16	4161.425	ISCO	12/10/03 05:00	1489.796	ISCO	03/29/04 01:30	84.521	ISCO
07/09/03 23:45	3093.880	ISCO	12/10/03 06:00	1531.723	ISCO	03/29/04 04:30	99.984	ISCO
07/10/03 00:30	2328.903	ISCO	12/10/03 07:00	1466.712	ISCO	03/29/04 07:30	96.966	ISCO
07/10/03 02:45	1172.552	ISCO	12/10/03 08:15	1684.436	ISCO	03/29/04 10:30	98.686	ISCO
07/10/03 03:30	930.521	ISCO	12/10/03 09:43	2231.027	ISCO	03/29/04 12:40	96.387	DH-48
07/10/03 03:41	862.902	ISCO	12/10/03 10:00	2316.952	ISCO	04/07/04 12:16	11.433	GRAB
07/10/03 03:43	779.987	DH-76	12/10/03 12:00	2408.911	ISCO	04/13/04 11:36	6.255	GRAB
07/10/03 03:54	787.046	DH-76	12/10/03 13:00	2341.561	ISCO	04/14/04 12:00	22.336	ISCO
07/10/03 03:55	814.009	ISCO	12/10/03 16:00	1968.700	ISCO	04/18/04 12:00	9.752	ISCO
07/10/03 05:45	700.021	ISCO	12/10/03 18:15	1698.810	ISCO	04/20/04 10:39	7.265	GRAB
07/10/03 06:30	731.656	ISCO	12/10/03 19:00	1552.370	ISCO	04/20/04 12:00	10.104	ISCO
07/10/03 08:00	717.888	ISCO	12/10/03 21:00	1194.498	ISCO	04/25/04 12:00	32.545	ISCO
07/10/03 09:30	793.950	ISCO	12/10/03 22:00	1102.095	ISCO	04/27/04 11:15	7.438	GRAB

**Table C5. (Continued)**

<i>Date/Time (CST)</i>	<i>SSC (mg/L)</i>	<i>Sampling Method</i>	<i>Date/Time (CST)</i>	<i>SSC (mg/L)</i>	<i>Sampling Method</i>	<i>Date/Time (CST)</i>	<i>SSC (mg/L)</i>	<i>Sampling Method</i>
04/28/04 12:00	7.193	ISCO	06/01/04 23:15	159.320	ISCO	07/11/04 16:39	58.781	DIP
04/29/04 12:00	5.628	ISCO	06/02/04 02:15	144.942	ISCO	07/12/04 00:45	256.696	ISCO
04/30/04 16:05	209.359	DIP	06/02/04 05:15	146.539	ISCO	07/12/04 02:45	828.109	ISCO
04/30/04 17:30	401.083	ISCO	06/02/04 08:15	131.371	ISCO	07/12/04 03:45	1564.834	ISCO
04/30/04 17:34	461.310	DIP	06/02/04 11:15	121.690	ISCO	07/12/04 06:45	1860.224	ISCO
04/30/04 20:26	1397.213	DIP	06/02/04 12:00	113.215	ISCO	07/12/04 09:45	1354.009	ISCO
04/30/04 20:45	1092.925	ISCO	06/02/04 14:15	109.203	ISCO	07/12/04 12:00	898.367	ISCO
04/30/04 23:45	743.782	ISCO	06/02/04 17:15	102.981	ISCO	07/12/04 12:45	810.414	ISCO
05/01/04 02:45	392.103	ISCO	06/02/04 20:15	102.774	ISCO	07/12/04 18:45	312.390	ISCO
05/01/04 05:45	343.875	ISCO	06/02/04 23:15	101.408	ISCO	07/13/04 00:45	194.727	ISCO
05/01/04 08:45	291.556	ISCO	06/03/04 02:15	102.489	ISCO	07/13/04 06:30	155.902	DIP
05/01/04 14:45	232.397	ISCO	06/03/04 05:15	104.258	ISCO	07/13/04 12:00	94.700	ISCO
05/02/04 10:22	36.650	GRAB	06/03/04 08:15	97.895	ISCO	07/14/04 12:00	53.617	ISCO
05/04/04 11:23	12.863	GRAB	06/03/04 11:15	86.973	ISCO	07/15/04 12:00	37.760	ISCO
05/07/04 12:00	15.930	ISCO	06/03/04 12:00	84.509	ISCO	07/16/04 12:00	26.806	ISCO
05/09/04 12:00	14.159	ISCO	06/03/04 14:15	82.575	ISCO	07/17/04 12:00	19.651	ISCO
05/11/04 11:36	40.043	GRAB	06/08/04 11:41	47.128	GRAB	07/18/04 12:00	16.752	ISCO
05/12/04 12:00	31.762	ISCO	06/08/04 12:00	46.553	ISCO	07/19/04 10:22	15.527	GRAB
05/14/04 12:00	92.439	ISCO	06/09/04 12:00	50.451	ISCO	07/19/04 12:00	22.003	ISCO
05/15/04 12:00	105.818	ISCO	06/10/04 12:00	171.616	ISCO	07/20/04 12:00	18.296	ISCO
05/17/04 12:00	98.490	ISCO	06/10/04 18:30	144.105	ISCO	07/22/04 12:00	23.891	ISCO
05/18/04 06:42	33.971	GRAB	06/10/04 21:30	362.802	ISCO	07/24/04 12:00	13.231	ISCO
05/18/04 12:00	17.290	ISCO	06/11/04 00:00	392.904	ISCO	07/25/04 12:00	16.833	ISCO
05/18/04 17:30	1560.922	ISCO	06/11/04 00:30	382.936	ISCO	07/26/04 12:00	9.565	ISCO
05/18/04 17:49	2887.059	DIP	06/11/04 03:30	297.864	ISCO	07/27/04 11:02	11.727	GRAB
05/18/04 20:30	1592.917	ISCO	06/11/04 06:30	523.447	ISCO	07/27/04 12:00	9.522	ISCO
05/18/04 23:30	692.464	ISCO	06/11/04 09:30	875.978	ISCO	08/03/04 10:28	10.229	GRAB
05/19/04 02:30	335.566	ISCO	06/11/04 12:00	948.460	ISCO	08/04/04 12:00	23.894	ISCO
05/19/04 05:30	242.748	ISCO	06/11/04 12:30	947.901	ISCO	08/05/04 12:00	15.449	ISCO
05/19/04 08:30	374.658	ISCO	06/11/04 15:30	798.060	ISCO	08/10/04 06:36	16.128	GRAB
05/19/04 11:30	266.956	ISCO	06/11/04 18:30	462.437	ISCO	08/17/04 10:51	17.657	GRAB
05/19/04 12:00	224.067	ISCO	06/11/04 21:30	318.613	ISCO	08/19/04 08:23	162.458	DIP
05/22/04 12:00	61.332	ISCO	06/12/04 00:30	223.508	ISCO	08/19/04 12:00	120.010	ISCO
05/23/04 12:00	94.188	ISCO	06/12/04 03:30	175.060	ISCO	08/20/04 12:00	34.962	ISCO
05/25/04 10:06	76.616	DIP	06/12/04 06:30	172.161	ISCO	08/21/04 12:00	25.065	ISCO
05/26/04 10:27	105.719	DH-48	06/12/04 09:30	154.250	ISCO	08/24/04 06:30	19.212	GRAB
05/30/04 12:00	968.440	ISCO	06/12/04 12:00	135.830	ISCO	08/25/04 12:00	27.416	ISCO
05/30/04 14:15	480.762	ISCO	06/12/04 12:30	137.432	ISCO	08/26/04 12:00	45.397	ISCO
05/30/04 16:11	1310.917	DIP	06/16/04 06:43	85.564	GRAB	08/27/04 12:00	32.292	ISCO
05/30/04 17:00	1319.430	ISCO	06/16/04 12:00	71.577	ISCO	08/28/04 12:00	65.725	ISCO
05/30/04 17:15	4942.180	ISCO	06/17/04 12:00	57.053	ISCO	08/29/04 12:00	53.205	ISCO
05/30/04 17:45	5082.469	ISCO	06/18/04 12:00	45.288	ISCO	08/30/04 12:00	29.063	ISCO
05/30/04 18:15	6274.677	ISCO	06/19/04 12:00	43.821	ISCO	08/31/04 10:54	14.565	GRAB
05/30/04 18:26	5558.584	ISCO	06/20/04 12:00	33.801	ISCO	09/08/04 06:45	13.307	GRAB
05/30/04 18:28	5572.724	DH-76	06/21/04 12:00	34.308	ISCO	09/14/04 10:35	9.713	GRAB
05/30/04 18:39	4947.549	DH-76	06/22/04 11:05	40.184	DIP	09/15/04 16:15	79.421	GRAB
05/30/04 18:40	4971.999	ISCO	06/22/04 12:00	34.010	ISCO	09/15/04 20:00	468.193	GRAB
05/30/04 19:00	5188.870	ISCO	06/23/04 12:00	23.098	ISCO	09/15/04 22:00	665.157	DIP
05/30/04 20:15	4061.223	ISCO	06/24/04 12:00	21.985	ISCO	09/16/04 01:30	643.673	ISCO
05/30/04 21:30	2845.068	ISCO	06/25/04 12:00	18.271	ISCO	09/16/04 07:30	641.198	ISCO
05/30/04 22:27	4114.006	DH-76	06/26/04 12:00	16.796	ISCO	09/16/04 07:36	638.864	DIP
05/30/04 23:15	4713.055	ISCO	06/27/04 12:00	13.688	ISCO	09/16/04 10:30	718.540	ISCO
05/31/04 01:15	3623.584	ISCO	06/28/04 12:03	12.144	GRAB	09/16/04 12:00	606.766	ISCO
05/31/04 02:15	3140.123	ISCO	06/29/04 12:00	38.103	ISCO	09/16/04 13:30	519.933	ISCO
05/31/04 05:15	2002.168	ISCO	06/30/04 12:00	25.701	ISCO	09/16/04 16:30	395.863	ISCO
05/31/04 08:00	1416.765	ISCO	07/01/04 12:00	21.200	ISCO	09/16/04 19:30	297.208	ISCO
05/31/04 08:15	1369.347	ISCO	07/02/04 12:00	17.255	ISCO	09/17/04 12:00	80.170	ISCO
05/31/04 11:21	945.202	ISCO	07/03/04 12:00	104.434	ISCO	09/18/04 12:00	28.889	ISCO
05/31/04 12:00	842.326	ISCO	07/04/04 12:00	34.420	ISCO	09/19/04 12:00	18.829	ISCO
05/31/04 14:15	638.845	ISCO	07/05/04 12:00	19.457	ISCO	09/21/04 06:50	24.474	GRAB
05/31/04 17:15	507.950	ISCO	07/06/04 11:26	16.502	GRAB	09/28/04 10:25	3.916	GRAB
05/31/04 23:15	347.058	ISCO	07/07/04 12:00	12.593	ISCO	10/03/04 12:00	7.455	ISCO
06/01/04 02:15	309.252	ISCO	07/09/04 12:00	18.620	ISCO	10/05/04 06:56	10.830	GRAB
06/01/04 05:15	264.438	ISCO	07/10/04 07:45	253.998	ISCO	10/08/04 04:45	238.045	ISCO
06/01/04 06:17	252.213	DIP	07/10/04 12:00	232.455	ISCO	10/08/04 07:45	754.190	ISCO
06/01/04 08:15	233.801	ISCO	07/10/04 13:45	426.060	ISCO	10/08/04 10:45	300.665	ISCO
06/01/04 12:00	199.407	ISCO	07/10/04 19:45	468.896	ISCO	10/08/04 12:00	386.411	ISCO

**Table C5. (Continued)**

<i>Date/Time (CST)</i>	<i>SSC (mg/L)</i>	<i>Sampling Method</i>	<i>Date/Time (CST)</i>	<i>SSC (mg/L)</i>	<i>Sampling Method</i>	<i>Date/Time (CST)</i>	<i>SSC (mg/L)</i>	<i>Sampling Method</i>
10/08/04 13:45	380.312	ISCO	10/27/04 06:30	292.945	ISCO	11/28/04 02:00	559.361	ISCO
10/08/04 16:45	293.719	ISCO	10/27/04 09:30	255.822	ISCO	11/28/04 05:00	417.599	ISCO
10/08/04 19:45	237.551	ISCO	10/27/04 12:30	185.867	ISCO	11/28/04 08:00	295.000	ISCO
10/08/04 22:45	209.689	ISCO	10/27/04 15:30	138.175	ISCO	11/28/04 11:00	217.830	ISCO
10/09/04 01:45	200.440	ISCO	10/27/04 18:30	116.524	ISCO	11/28/04 12:00	194.540	ISCO
10/09/04 04:45	208.076	ISCO	10/27/04 21:30	92.312	ISCO	11/28/04 14:00	171.303	ISCO
10/09/04 07:45	166.276	ISCO	10/28/04 00:30	77.870	ISCO	11/28/04 17:00	140.254	ISCO
10/09/04 10:45	119.981	ISCO	10/28/04 03:30	79.077	ISCO	11/28/04 20:00	110.768	ISCO
10/09/04 12:00	109.395	ISCO	10/28/04 06:30	78.537	ISCO	11/28/04 23:00	94.947	ISCO
10/09/04 13:45	93.511	ISCO	10/28/04 09:30	67.317	ISCO	11/29/04 02:00	86.184	ISCO
10/10/04 12:00	25.424	ISCO	10/28/04 12:00	86.707	ISCO	11/29/04 12:00	59.711	ISCO
10/11/04 12:00	15.265	ISCO	10/28/04 12:30	59.296	ISCO	11/30/04 00:30	56.385	ISCO
10/12/04 11:50	7.714	GRAB	10/28/04 15:30	56.192	ISCO	11/30/04 03:30	60.597	ISCO
10/12/04 12:45	7.742	ISCO	10/28/04 18:30	106.221	ISCO	11/30/04 07:46	57.928	DIP
10/12/04 15:45	5.762	ISCO	10/28/04 21:30	163.173	ISCO	11/30/04 09:30	59.423	ISCO
10/12/04 18:45	8.383	ISCO	11/03/04 13:36	131.319	DH-76	11/30/04 12:00	55.038	ISCO
10/13/04 01:45	12.782	ISCO	11/03/04 13:45	123.441	ISCO	11/30/04 12:30	54.384	ISCO
10/13/04 04:45	14.168	ISCO	11/03/04 16:45	110.354	ISCO	11/30/04 15:30	49.604	ISCO
10/13/04 07:45	11.111	ISCO	11/03/04 19:45	102.206	ISCO	11/30/04 18:30	52.100	ISCO
10/13/04 10:15	7.151	ISCO	11/03/04 22:45	95.229	ISCO	11/30/04 21:30	69.110	ISCO
10/13/04 12:00	6.576	ISCO	11/04/04 01:45	90.006	ISCO	12/01/04 00:30	80.477	ISCO
10/14/04 12:00	11.723	ISCO	11/04/04 04:45	91.188	ISCO	12/01/04 03:30	92.276	ISCO
10/15/04 12:00	7.280	ISCO	11/04/04 07:45	89.886	ISCO	12/01/04 06:30	105.624	ISCO
10/16/04 12:00	6.259	ISCO	11/04/04 10:45	93.533	ISCO	12/01/04 09:30	91.148	ISCO
10/17/04 12:00	6.610	ISCO	11/04/04 12:00	93.687	ISCO	12/01/04 12:00	76.911	ISCO
10/18/04 12:00	6.311	ISCO	11/04/04 13:45	88.819	ISCO	12/01/04 12:30	75.445	ISCO
10/19/04 06:44	6.623	GRAB	11/04/04 16:45	89.207	ISCO	12/01/04 15:30	62.775	ISCO
10/19/04 12:00	5.423	ISCO	11/04/04 19:45	105.671	ISCO	12/01/04 18:30	54.575	ISCO
10/20/04 12:00	5.016	ISCO	11/04/04 22:45	98.934	ISCO	12/01/04 21:30	55.834	ISCO
10/21/04 12:00	9.149	ISCO	11/05/04 01:45	100.189	ISCO	12/02/04 00:30	53.219	ISCO
10/22/04 12:00	4.372	ISCO	11/05/04 04:45	89.865	ISCO	12/02/04 12:00	51.453	ISCO
10/22/04 20:00	276.062	ISCO	11/05/04 07:45	73.478	ISCO	12/03/04 12:00	35.359	ISCO
10/22/04 20:45	1283.133	ISCO	11/05/04 10:45	67.575	ISCO	12/04/04 12:00	24.879	ISCO
10/22/04 21:30	1649.614	ISCO	11/05/04 12:00	62.193	ISCO	12/05/04 12:00	22.898	ISCO
10/22/04 22:45	1427.693	ISCO	11/05/04 13:45	65.745	ISCO	12/06/04 00:45	173.665	ISCO
10/22/04 23:00	1325.462	ISCO	11/05/04 16:45	57.906	ISCO	12/06/04 03:45	402.840	ISCO
10/23/04 00:30	1280.317	ISCO	11/05/04 19:45	59.217	ISCO	12/06/04 09:45	527.463	ISCO
10/23/04 01:45	1568.469	ISCO	11/05/04 22:45	53.750	ISCO	12/07/04 07:11	132.461	DIP
10/23/04 02:00	1597.060	ISCO	11/06/04 01:45	55.065	ISCO	12/07/04 07:30	165.222	ISCO
10/23/04 05:00	2004.647	ISCO	11/06/04 12:00	41.952	ISCO	12/07/04 08:45	543.192	ISCO
10/23/04 08:00	1481.022	ISCO	11/08/04 16:50	22.804	GRAB	12/07/04 10:30	913.265	ISCO
10/23/04 10:45	1038.917	ISCO	11/09/04 12:00	23.280	ISCO	12/07/04 11:27	859.924	ISCO
10/23/04 11:00	1008.476	ISCO	11/10/04 12:00	21.673	ISCO	12/07/04 11:29	863.898	DH-76
10/23/04 14:00	686.305	ISCO	11/11/04 12:00	18.110	ISCO	12/07/04 11:38	855.624	DH-76
10/23/04 17:00	488.261	ISCO	11/12/04 12:00	20.427	ISCO	12/07/04 11:40	838.751	ISCO
10/23/04 20:00	373.192	ISCO	11/13/04 12:00	15.018	ISCO	12/07/04 12:00	801.991	ISCO
10/23/04 23:00	286.647	ISCO	11/14/04 12:00	14.317	ISCO	12/07/04 13:30	696.455	ISCO
10/24/04 02:00	237.276	ISCO	11/15/04 12:00	13.011	ISCO	12/07/04 16:30	789.706	ISCO
10/24/04 05:00	201.062	ISCO	11/16/04 07:50	11.833	GRAB	12/07/04 19:30	650.760	ISCO
10/24/04 08:00	173.174	ISCO	11/16/04 12:00	9.281	ISCO	12/07/04 22:30	602.143	ISCO
10/25/04 12:20	58.222	DH-48	11/17/04 12:00	11.390	ISCO	12/07/04 23:34	581.453	DH-76
10/25/04 14:00	54.980	ISCO	11/18/04 12:00	12.019	ISCO	12/08/04 01:30	490.150	ISCO
10/25/04 17:00	51.534	ISCO	11/19/04 12:00	34.419	ISCO	12/08/04 04:30	350.894	ISCO
10/25/04 20:00	49.261	ISCO	11/20/04 12:00	24.833	ISCO	12/08/04 07:30	266.113	ISCO
10/25/04 23:00	47.540	ISCO	11/21/04 12:00	16.592	ISCO	12/08/04 10:30	205.264	ISCO
10/26/04 02:00	51.656	ISCO	11/22/04 12:00	6.878	ISCO	12/08/04 12:00	183.802	ISCO
10/26/04 05:00	42.877	ISCO	11/22/04 12:44	8.124	GRAB	12/08/04 13:30	166.432	ISCO
10/26/04 08:00	43.693	ISCO	11/23/04 12:00	8.908	ISCO	12/08/04 16:30	142.283	ISCO
10/26/04 09:19	37.507	GRAB	11/24/04 12:00	10.531	ISCO	12/08/04 19:30	151.047	ISCO
10/26/04 09:30	38.201	ISCO	11/25/04 12:00	19.089	ISCO	12/08/04 22:30	112.275	ISCO
10/26/04 12:00	35.320	ISCO	11/26/04 12:00	8.003	ISCO	12/09/04 01:30	101.045	ISCO
10/26/04 12:30	34.533	ISCO	11/27/04 11:00	166.259	ISCO	12/09/04 04:30	92.008	ISCO
10/26/04 15:30	50.755	ISCO	11/27/04 12:00	205.395	ISCO	12/09/04 07:30	89.831	ISCO
10/26/04 18:30	202.896	ISCO	11/27/04 14:00	302.240	ISCO	12/09/04 10:30	79.748	ISCO
10/26/04 21:30	246.241	ISCO	11/27/04 17:00	363.471	ISCO	12/09/04 12:00	74.424	ISCO
10/27/04 00:30	199.108	ISCO	11/27/04 20:00	565.075	ISCO	12/09/04 13:30	70.004	ISCO
10/27/04 03:30	316.433	ISCO	11/27/04 23:00	645.196	ISCO	12/09/04 16:30	63.894	ISCO

**Table C5. (Continued)**

<i>Date/Time (CST)</i>	<i>SSC (mg/L)</i>	<i>Sampling Method</i>	<i>Date/Time (CST)</i>	<i>SSC (mg/L)</i>	<i>Sampling Method</i>	<i>Date/Time (CST)</i>	<i>SSC (mg/L)</i>	<i>Sampling Method</i>
12/09/04 19:30	67.859	ISCO	01/19/05 07:22	41.408	GRAB	04/22/05 19:45	379.357	ISCO
12/09/04 22:30	61.634	ISCO	01/25/05 11:15	55.221	GRAB	04/22/05 22:45	313.842	ISCO
12/10/04 01:30	62.897	ISCO	02/01/05 07:34	28.099	GRAB	04/23/05 01:45	252.908	ISCO
12/10/04 12:00	51.344	ISCO	02/05/05 12:00	25.835	ISCO	04/23/05 04:45	245.544	ISCO
12/11/04 12:00	38.863	ISCO	02/06/05 12:00	24.850	ISCO	04/23/05 07:45	224.739	ISCO
12/12/04 12:00	32.221	ISCO	02/07/05 12:00	173.614	ISCO	04/23/05 10:45	180.062	ISCO
12/13/04 12:00	46.309	ISCO	02/07/05 18:00	216.238	ISCO	04/23/05 12:00	149.568	ISCO
12/14/04 12:06	25.458	GRAB	02/07/05 21:00	215.791	ISCO	04/23/05 13:45	138.999	ISCO
12/21/04 07:37	11.557	GRAB	02/08/05 00:00	209.718	ISCO	04/23/05 16:45	138.523	ISCO
12/28/04 08:55	5.342	DIP	02/08/05 03:00	187.725	ISCO	04/23/05 19:45	135.732	ISCO
01/03/05 18:16	1413.088	DH-76	02/08/05 11:45	94.173	DH-48	04/23/05 22:45	120.380	ISCO
01/03/05 18:30	1376.990	ISCO	02/14/05 09:48	1128.782	DIP	04/24/05 01:45	118.105	ISCO
01/03/05 21:30	1821.988	ISCO	02/14/05 10:15	1105.717	ISCO	04/24/05 04:45	119.142	ISCO
01/04/05 00:30	1590.403	ISCO	02/14/05 12:00	971.737	ISCO	04/26/05 10:56	29.356	GRAB
01/04/05 03:30	1303.818	ISCO	02/14/05 13:15	847.423	ISCO	04/26/05 12:00	43.319	ISCO
01/04/05 06:30	915.649	ISCO	02/14/05 16:15	620.117	ISCO	04/27/05 12:00	53.035	ISCO
01/04/05 07:00	857.600	ISCO	02/14/05 22:15	376.639	ISCO	04/28/05 12:00	54.297	ISCO
01/04/05 07:07	892.095	DH-76	02/15/05 01:15	312.043	ISCO	04/29/05 12:00	33.496	ISCO
01/04/05 10:15	586.966	ISCO	02/15/05 04:15	267.125	ISCO	04/30/05 12:00	33.691	ISCO
01/04/05 12:00	492.643	ISCO	02/15/05 07:15	235.349	ISCO	05/01/05 12:00	21.969	ISCO
01/04/05 13:15	441.276	ISCO	02/15/05 07:40	213.510	DIP	05/02/05 12:00	19.154	ISCO
01/04/05 16:15	351.404	ISCO	02/22/05 12:26	25.326	GRAB	05/03/05 11:04	7.533	GRAB
01/04/05 19:15	297.561	ISCO	03/01/05 07:39	14.714	GRAB	05/03/05 12:00	16.902	ISCO
01/04/05 22:15	249.572	ISCO	03/08/05 11:15	13.537	GRAB	05/04/05 12:00	29.095	ISCO
01/05/05 01:15	313.780	ISCO	03/15/05 07:39	6.968	GRAB	05/05/05 12:00	26.726	ISCO
01/05/05 04:15	293.451	ISCO	03/16/05 12:00	9.106	ISCO	05/06/05 12:00	28.620	ISCO
01/05/05 07:15	327.380	ISCO	03/17/05 12:00	8.436	ISCO	05/07/05 12:00	16.745	ISCO
01/05/05 10:15	322.425	ISCO	03/18/05 12:00	7.887	ISCO	05/08/05 12:00	15.160	ISCO
01/05/05 12:00	296.034	ISCO	03/19/05 12:00	5.847	ISCO	05/09/05 12:00	30.894	ISCO
01/05/05 13:15	277.099	ISCO	03/20/05 12:00	8.741	ISCO	05/10/05 06:42	15.560	GRAB
01/05/05 16:15	232.223	ISCO	03/22/05 10:20	5.944	GRAB	05/10/05 12:00	15.336	ISCO
01/05/05 19:15	189.540	ISCO	03/23/05 12:00	14.313	ISCO	05/11/05 12:00	11.497	ISCO
01/05/05 22:15	164.296	ISCO	03/24/05 12:00	22.498	ISCO	05/12/05 12:00	115.082	ISCO
01/06/05 01:15	149.717	ISCO	03/25/05 12:00	108.392	ISCO	05/13/05 12:00	45.774	ISCO
01/06/05 04:15	142.870	ISCO	03/26/05 12:00	45.737	ISCO	05/14/05 12:00	13.851	ISCO
01/06/05 07:15	133.312	ISCO	03/29/05 07:06	14.202	GRAB	05/15/05 12:00	12.294	ISCO
01/06/05 10:15	120.546	ISCO	04/05/05 12:04	12.306	GRAB	05/16/05 12:00	16.074	ISCO
01/11/05 12:25	54.860	GRAB	04/11/05 12:09	11.564	GRAB	05/17/05 12:00	22.354	ISCO
01/12/05 06:15	132.760	ISCO	04/12/05 08:15	749.885	ISCO	05/17/05 12:04	8.255	GRAB
01/12/05 09:15	131.703	ISCO	04/12/05 11:15	615.060	ISCO	05/18/05 12:00	20.758	ISCO
01/12/05 12:00	146.176	ISCO	04/12/05 12:00	590.591	ISCO	05/19/05 12:00	85.796	ISCO
01/12/05 12:15	149.339	ISCO	04/12/05 14:15	540.060	ISCO	05/20/05 12:00	29.160	ISCO
01/12/05 15:15	311.507	ISCO	04/12/05 17:15	475.152	ISCO	05/21/05 12:00	35.359	ISCO
01/12/05 18:15	769.435	ISCO	04/12/05 20:15	799.970	ISCO	05/22/05 12:00	21.087	ISCO
01/12/05 18:43	847.828	DIP	04/12/05 23:15	566.131	ISCO	05/23/05 12:00	15.131	ISCO
01/12/05 20:15	1334.557	ISCO	04/13/05 02:15	460.312	ISCO	05/24/05 06:50	19.662	GRAB
01/12/05 21:00	2505.417	ISCO	04/13/05 05:15	341.094	ISCO	05/31/05 12:09	13.368	GRAB
01/12/05 21:15	2906.099	ISCO	04/13/05 08:15	250.864	ISCO	06/07/05 11:49	16.884	GRAB
01/12/05 21:26	3515.641	DH-76	04/13/05 11:15	178.894	ISCO	06/09/05 12:00	91.391	ISCO
01/12/05 22:00	3746.030	ISCO	04/13/05 12:00	137.687	ISCO	06/14/05 10:58	27.436	GRAB
01/12/05 22:45	4131.831	ISCO	04/13/05 14:15	116.814	ISCO	06/21/05 13:14	19.148	DIP
01/12/05 23:30	4078.519	ISCO	04/14/05 12:00	134.404	ISCO	06/28/05 11:50	11.298	GRAB
01/13/05 09:15	4066.089	ISCO	04/15/05 12:00	94.737	ISCO	07/05/05 11:49	12.648	GRAB
01/13/05 02:15	4132.177	ISCO	04/16/05 12:00	95.214	ISCO	07/12/05 10:25	24.905	GRAB
01/13/05 03:15	3858.743	ISCO	04/17/05 12:00	77.486	ISCO	07/19/05 11:33	13.294	GRAB
01/13/05 03:41	3503.778	ISCO	04/18/05 12:00	70.875	ISCO	07/26/05 17:10	110.456	GRAB
01/13/05 03:42	3647.975	D-74	04/19/05 11:57	14.195	GRAB	07/27/05 07:45	77.260	GRAB
01/13/05 03:54	3517.387	D-74	04/19/05 12:00	22.148	ISCO	08/02/05 11:43	23.400	GRAB
01/13/05 03:55	3542.664	ISCO	04/20/05 12:00	102.625	ISCO	08/09/05 11:15	23.048	GRAB
01/13/05 06:15	2612.316	ISCO	04/21/05 12:00	167.949	ISCO	08/16/05 11:40	27.593	GRAB
01/13/05 09:15	2077.743	ISCO	04/22/05 01:45	414.476	ISCO	08/23/05 08:07	27.108	GRAB
01/13/05 10:21	2022.914	DH-76	04/22/05 02:45	3728.395	ISCO	08/30/05 10:47	27.212	GRAB
01/13/05 11:30	1830.969	ISCO	04/22/05 04:45	2170.737	ISCO	09/06/05 12:17	24.048	GRAB
01/13/05 12:00	1754.227	ISCO	04/22/05 10:45	424.129	ISCO	09/13/05 10:19	12.193	GRAB
01/13/05 12:15	1773.825	ISCO	04/22/05 12:00	386.032	ISCO	09/19/05 09:05	142.995	GRAB
01/13/05 13:45	1743.700	ISCO	04/22/05 13:45	371.105	ISCO	09/19/05 14:07	299.503	GRAB
01/13/05 14:22	1787.244	DH-76	04/22/05 16:45	420.835	ISCO	09/19/05 20:11	164.555	GRAB

**Table C5. (Continued)**

<i>Date/Time (CST)</i>	<i>SSC (mg/L)</i>	<i>Sampling Method</i>	<i>Date/Time (CST)</i>	<i>SSC (mg/L)</i>	<i>Sampling Method</i>	<i>Date/Time (CST)</i>	<i>SSC (mg/L)</i>	<i>Sampling Method</i>
09/20/05 11:07	112.859	GRAB	04/01/06 18:45	60.663	ISCO	04/11/06 09:22	51.999	GRAB
09/27/05 10:47	24.314	GRAB	04/01/06 21:45	58.295	ISCO	04/11/06 12:00	52.579	ISCO
10/04/05 10:54	14.843	GRAB	04/02/06 00:45	54.718	ISCO	04/12/06 12:00	47.634	ISCO
10/11/05 11:39	10.321	GRAB	04/02/06 03:45	48.166	ISCO	04/13/06 12:00	39.863	ISCO
10/18/05 10:40	12.849	GRAB	04/02/06 06:45	50.591	ISCO	04/14/06 00:30	440.883	ISCO
10/25/05 10:34	9.017	GRAB	04/02/06 09:45	44.390	ISCO	04/14/06 03:30	1591.771	ISCO
11/01/05 11:18	9.639	GRAB	04/02/06 12:00	51.617	ISCO	04/14/06 06:30	1442.416	ISCO
11/08/05 11:16	6.485	GRAB	04/03/06 12:22	429.259	DIP	04/14/06 09:30	491.615	ISCO
11/15/05 11:55	6.150	GRAB	04/03/06 12:45	452.971	ISCO	04/14/06 12:00	592.010	ISCO
11/21/05 12:12	3.785	GRAB	04/03/06 15:45	477.078	ISCO	04/14/06 12:30	795.760	ISCO
11/28/05 13:16	7.896	GRAB	04/03/06 18:45	422.122	ISCO	04/14/06 15:30	1120.279	ISCO
12/06/05 12:05	42.889	GRAB	04/03/06 21:45	359.005	ISCO	04/14/06 18:30	445.328	ISCO
12/13/05 11:54	5.089	GRAB	04/04/06 00:45	285.935	ISCO	04/14/06 21:30	495.052	ISCO
12/20/05 12:14	3.676	GRAB	04/04/06 03:45	225.593	ISCO	04/15/06 00:30	341.537	ISCO
12/27/05 12:24	7.392	GRAB	04/04/06 06:45	181.633	ISCO	04/15/06 06:30	259.428	ISCO
01/02/06 17:40	32.412	DIP	04/04/06 09:45	150.262	ISCO	04/15/06 09:30	169.286	ISCO
01/03/06 12:01	43.404	GRAB	04/04/06 12:00	118.157	ISCO	04/15/06 12:00	134.287	ISCO
01/10/06 11:14	4.634	GRAB	04/04/06 12:45	104.950	ISCO	04/16/06 12:00	79.484	ISCO
01/17/06 12:13	4.709	GRAB	04/04/06 13:15	97.173	ISCO	04/16/06 15:00	221.867	ISCO
01/24/06 11:13	6.625	GRAB	04/04/06 13:18	93.187	DIP	04/16/06 18:00	2111.218	ISCO
01/29/06 13:07	352.036	DIP	04/04/06 16:15	78.682	ISCO	04/16/06 21:00	624.280	ISCO
01/29/06 20:12	302.431	DIP	04/04/06 19:15	73.043	ISCO	04/17/06 00:00	340.956	ISCO
01/30/06 10:17	123.771	GRAB	04/04/06 22:15	70.045	ISCO	04/17/06 03:00	536.921	ISCO
01/31/06 12:01	27.626	GRAB	04/05/06 01:15	77.462	ISCO	04/17/06 06:00	298.269	ISCO
02/07/06 11:50	7.322	GRAB	04/05/06 04:15	62.718	ISCO	04/17/06 12:53	159.756	GRAB
02/14/06 11:17	9.010	GRAB	04/05/06 07:15	59.249	ISCO	04/18/06 09:23	68.199	GRAB
02/21/06 11:33	7.475	GRAB	04/05/06 10:15	47.738	ISCO	04/18/06 12:00	58.566	ISCO
02/28/06 11:43	9.404	GRAB	04/05/06 12:00	42.892	ISCO	04/19/06 12:00	63.180	ISCO
03/07/06 11:45	4.005	GRAB	04/05/06 13:15	39.849	ISCO	04/20/06 12:00	40.319	ISCO
03/13/06 04:15	371.866	ISCO	04/05/06 16:15	38.522	ISCO	04/21/06 12:00	43.781	ISCO
03/13/06 07:15	801.858	ISCO	04/05/06 19:15	40.135	ISCO	04/22/06 12:00	35.706	ISCO
03/13/06 10:15	674.221	DIP	04/05/06 22:15	48.564	ISCO	04/23/06 12:00	35.634	ISCO
03/13/06 10:15	702.288	ISCO	04/06/06 01:15	42.535	ISCO	04/24/06 12:00	25.800	ISCO
03/13/06 12:00	896.682	ISCO	04/06/06 04:15	47.119	ISCO	04/25/06 11:07	24.197	GRAB
03/13/06 13:15	1101.644	ISCO	04/06/06 07:15	95.593	ISCO	04/25/06 12:00	22.099	ISCO
03/13/06 16:15	706.467	ISCO	04/06/06 10:15	642.931	ISCO	04/26/06 12:00	10.918	ISCO
03/13/06 16:41	699.489	DIP	04/06/06 12:00	1763.443	ISCO	04/27/06 12:00	15.302	ISCO
03/13/06 19:15	526.090	ISCO	04/06/06 13:15	3426.996	ISCO	04/28/06 12:00	11.473	ISCO
03/13/06 22:15	511.078	ISCO	04/06/06 16:15	3814.307	ISCO	04/29/06 12:00	11.691	ISCO
03/14/06 01:15	266.711	ISCO	04/06/06 18:03	3107.965	ISCO	04/30/06 12:00	56.996	ISCO
03/14/06 04:15	179.590	ISCO	04/06/06 18:04	3175.967	DH-76	04/30/06 23:30	124.935	ISCO
03/14/06 07:15	130.078	ISCO	04/06/06 18:12	3063.015	DH-76	05/01/06 01:45	189.227	ISCO
03/14/06 10:15	101.201	ISCO	04/06/06 18:13	3034.290	ISCO	05/01/06 03:45	1518.461	ISCO
03/14/06 12:00	81.884	ISCO	04/06/06 19:15	2826.593	ISCO	05/01/06 05:30	6241.653	ISCO
03/14/06 12:39	80.393	GRAB	04/06/06 22:15	1914.041	ISCO	05/01/06 08:30	3128.587	ISCO
03/15/06 12:00	29.604	ISCO	04/07/06 01:15	1267.950	ISCO	05/01/06 10:11	1910.684	DH-76
03/16/06 12:00	17.860	ISCO	04/07/06 04:15	892.899	ISCO	05/01/06 11:30	1381.462	ISCO
03/17/06 12:00	11.914	ISCO	04/07/06 06:48	713.202	DH-76	05/01/06 12:00	1253.563	ISCO
03/21/06 08:46	9.387	GRAB	04/07/06 07:15	694.647	ISCO	05/01/06 14:30	985.599	ISCO
03/28/06 12:07	15.036	GRAB	04/07/06 10:15	557.170	ISCO	05/01/06 17:30	627.718	ISCO
03/29/06 12:00	10.260	ISCO	04/07/06 12:00	513.406	ISCO	05/01/06 20:30	468.234	ISCO
03/30/06 12:00	6.071	ISCO	04/07/06 13:15	470.245	ISCO	05/01/06 23:30	364.621	ISCO
03/31/06 03:45	209.870	ISCO	04/07/06 16:15	411.492	ISCO	05/02/06 02:30	314.702	ISCO
03/31/06 06:45	354.576	ISCO	04/07/06 19:15	372.556	ISCO	05/02/06 05:30	265.762	ISCO
03/31/06 09:45	592.207	ISCO	04/07/06 22:15	341.264	ISCO	05/02/06 08:30	224.824	ISCO
03/31/06 12:00	509.096	ISCO	04/08/06 01:15	302.233	ISCO	05/02/06 10:43	201.573	GRAB
03/31/06 12:45	777.074	ISCO	04/08/06 07:15	219.407	ISCO	05/02/06 11:30	187.095	ISCO
03/31/06 15:45	1195.093	ISCO	04/08/06 10:15	189.169	ISCO	05/02/06 12:00	181.617	ISCO
03/31/06 18:45	877.168	ISCO	04/08/06 12:00	176.751	ISCO	05/02/06 14:30	157.076	ISCO
03/31/06 21:45	624.911	ISCO	04/08/06 13:15	170.306	ISCO	05/02/06 17:30	143.504	ISCO
04/01/06 00:45	463.315	ISCO	04/08/06 16:15	150.285	ISCO	05/02/06 20:30	136.341	ISCO
04/01/06 03:45	283.405	ISCO	04/08/06 19:15	145.451	ISCO	05/02/06 23:30	129.140	ISCO
04/01/06 06:45	204.782	ISCO	04/08/06 22:15	132.330	ISCO	05/03/06 12:00	92.155	ISCO
04/01/06 09:45	132.787	ISCO	04/09/06 01:15	120.178	ISCO	05/04/06 12:00	70.301	ISCO
04/01/06 12:00	99.729	ISCO	04/09/06 04:15	110.055	ISCO	05/05/06 12:00	46.904	ISCO
04/01/06 12:45	89.371	ISCO	04/09/06 07:15	104.933	ISCO	05/06/06 12:00	47.951	ISCO
04/01/06 15:45	72.356	ISCO	04/09/06 10:15	90.759	ISCO	05/07/06 12:00	33.682	ISCO

**Table C5. (Continued)**

<i>Date/Time (CST)</i>	<i>SSC (mg/L)</i>	<i>Sampling Method</i>	<i>Date/Time (CST)</i>	<i>SSC (mg/L)</i>	<i>Sampling Method</i>	<i>Date/Time (CST)</i>	<i>SSC (mg/L)</i>	<i>Sampling Method</i>
05/08/06 12:00	25.473	ISCO	06/27/06 12:00	26.257	ISCO	12/18/06 12:00	5.836	GRAB
05/09/06 12:00	43.399	ISCO	06/27/06 12:13	17.444	GRAB	12/27/06 11:53	6.568	GRAB
05/10/06 11:52	13.390	GRAB	06/28/06 12:00	37.023	ISCO	12/28/06 12:00	6.597	ISCO
05/10/06 12:00	17.970	ISCO	06/29/06 12:00	33.709	ISCO	12/29/06 12:00	6.236	ISCO
05/11/06 12:00	13.190	ISCO	06/30/06 12:00	19.094	ISCO	12/30/06 12:00	6.534	ISCO
05/12/06 12:00	9.746	ISCO	07/01/06 12:00	32.054	ISCO	12/31/06 12:00	10.545	ISCO
05/13/06 12:00	8.581	ISCO	07/02/06 12:00	53.918	ISCO	12/31/06 18:30	16.674	ISCO
05/14/06 12:00	10.406	ISCO	07/03/06 12:00	22.647	ISCO	12/31/06 21:30	15.217	ISCO
05/15/06 11:55	6.667	GRAB	07/04/06 12:00	47.097	ISCO	01/01/07 00:30	16.427	ISCO
05/15/06 12:00	19.168	ISCO	07/05/06 12:00	15.158	ISCO	01/01/07 03:30	18.940	ISCO
05/16/06 00:00	700.839	ISCO	07/05/06 12:03	17.178	GRAB	01/01/07 06:30	16.069	ISCO
05/16/06 03:00	603.520	ISCO	07/11/06 10:23	14.254	GRAB	01/01/07 09:30	13.034	ISCO
05/16/06 06:00	618.281	ISCO	07/18/06 09:55	14.846	GRAB	01/01/07 12:00	11.504	ISCO
05/16/06 09:00	1343.433	ISCO	07/19/06 17:00	34.654	GRAB	01/01/07 12:30	11.070	ISCO
05/16/06 12:00	1822.955	ISCO	07/19/06 22:20	52.657	GRAB	01/01/07 15:30	12.634	ISCO
05/16/06 15:00	1287.950	ISCO	07/20/06 08:54	262.256	DIP	01/01/07 18:30	9.752	ISCO
05/16/06 18:00	639.371	ISCO	07/20/06 12:00	93.723	ISCO	01/02/07 12:05	4.851	GRAB
05/16/06 21:00	392.052	ISCO	07/21/06 12:00	96.465	ISCO	01/03/07 12:00	7.696	ISCO
05/17/06 00:00	272.113	ISCO	07/22/06 12:00	112.616	ISCO	01/04/07 12:00	6.525	ISCO
05/17/06 03:00	216.872	ISCO	07/23/06 12:00	54.085	ISCO	01/04/07 17:45	21.064	ISCO
05/17/06 06:00	182.198	ISCO	07/25/06 10:41	22.543	GRAB	01/04/07 20:45	118.594	ISCO
05/17/06 09:00	137.255	ISCO	07/27/06 12:00	24.733	ISCO	01/04/07 23:45	366.156	ISCO
05/17/06 12:00	97.630	ISCO	07/29/06 12:00	22.936	ISCO	01/05/07 02:30	340.819	ISCO
05/18/06 12:00	43.012	ISCO	08/01/06 13:36	11.643	GRAB	01/05/07 05:45	864.898	ISCO
05/19/06 12:00	33.267	ISCO	08/08/06 13:15	19.798	GRAB	01/05/07 08:45	986.449	ISCO
05/20/06 12:00	27.893	ISCO	08/09/06 12:00	44.538	ISCO	01/05/07 09:12	1040.950	DH-76
05/21/06 12:00	25.223	ISCO	08/11/06 12:00	26.571	ISCO	01/05/07 12:00	802.291	ISCO
05/22/06 12:00	15.868	ISCO	08/15/06 11:03	14.881	GRAB	01/05/07 14:45	541.898	ISCO
05/23/06 10:16	8.164	GRAB	08/23/06 07:08	22.476	GRAB	01/05/07 14:57	519.804	DH-76
05/23/06 12:00	31.459	ISCO	08/29/06 10:16	13.450	GRAB	01/05/07 17:45	507.585	ISCO
05/24/06 12:00	35.362	ISCO	09/05/06 11:44	11.304	GRAB	01/05/07 20:45	238.902	ISCO
05/25/06 12:00	30.223	ISCO	09/11/06 12:00	99.344	ISCO	01/05/07 23:45	172.163	ISCO
05/26/06 12:00	19.211	ISCO	09/11/06 12:13	108.995	GRAB	01/06/07 02:45	133.896	ISCO
05/27/06 12:00	15.766	ISCO	09/12/06 12:00	65.712	ISCO	01/06/07 05:45	112.425	ISCO
05/28/06 12:00	15.157	ISCO	09/13/06 12:00	54.716	ISCO	01/06/07 08:45	92.108	ISCO
05/29/06 12:00	19.050	ISCO	09/19/06 11:50	12.775	GRAB	01/06/07 11:45	79.792	ISCO
05/30/06 11:26	14.806	GRAB	09/26/06 09:02	6.809	GRAB	01/06/07 12:00	74.621	ISCO
05/30/06 11:30	19.875	ISCO	10/03/06 10:47	8.528	GRAB	01/06/07 14:45	65.032	ISCO
05/30/06 12:00	17.983	ISCO	10/11/06 10:25	7.845	GRAB	01/06/07 17:45	56.162	ISCO
05/31/06 12:00	18.612	ISCO	10/17/06 10:56	8.384	GRAB	01/06/07 20:45	54.085	ISCO
06/01/06 12:00	25.201	ISCO	10/18/06 12:00	14.430	ISCO	01/06/07 23:45	48.071	ISCO
06/02/06 12:00	17.407	ISCO	10/24/06 10:47	5.297	GRAB	01/09/07 10:08	13.439	GRAB
06/03/06 12:00	15.781	ISCO	10/31/06 10:12	3.794	GRAB	01/09/07 12:00	26.652	ISCO
06/04/06 12:00	24.574	ISCO	11/08/06 12:32	4.187	GRAB	01/10/07 12:00	14.400	ISCO
06/05/06 12:00	22.736	ISCO	11/12/06 12:00	13.069	ISCO	01/11/07 12:00	12.001	ISCO
06/06/06 11:22	14.699	GRAB	11/14/06 12:21	4.489	GRAB	01/12/07 12:00	9.797	ISCO
06/06/06 12:00	26.271	ISCO	11/20/06 13:15	3.989	GRAB	01/13/07 12:00	8.814	ISCO
06/07/06 12:00	23.206	ISCO	11/28/06 14:05	3.443	GRAB	01/14/07 12:00	8.121	ISCO
06/08/06 12:00	15.268	ISCO	11/29/06 20:15	118.111	ISCO	01/15/07 05:45	60.791	ISCO
06/09/06 12:00	25.164	ISCO	11/29/06 23:15	302.805	ISCO	01/15/07 08:45	52.346	ISCO
06/10/06 12:00	25.557	ISCO	11/30/06 02:15	491.209	ISCO	01/15/07 11:45	42.200	ISCO
06/11/06 12:00	53.682	ISCO	11/30/06 05:15	386.504	ISCO	01/15/07 12:00	34.654	ISCO
06/12/06 12:00	25.495	ISCO	11/30/06 08:15	358.132	ISCO	01/15/07 14:45	39.147	ISCO
06/13/06 09:48	25.619	GRAB	11/30/06 11:15	412.446	ISCO	01/15/07 17:45	41.503	ISCO
06/13/06 12:00	19.776	ISCO	11/30/06 12:00	402.530	ISCO	01/15/07 20:45	40.858	ISCO
06/14/06 12:00	18.138	ISCO	11/30/06 14:15	426.872	ISCO	01/15/07 23:45	35.318	ISCO
06/15/06 12:00	19.746	ISCO	11/30/06 17:15	395.100	ISCO	01/17/07 12:23	14.672	GRAB
06/16/06 12:00	24.302	ISCO	11/30/06 20:15	324.629	ISCO	01/23/07 12:17	8.247	GRAB
06/17/06 12:00	25.591	ISCO	11/30/06 23:15	279.255	ISCO	01/30/07 11:27	5.455	GRAB
06/19/06 13:29	22.443	GRAB	12/01/06 02:15	255.523	ISCO	02/06/07 10:26	2.810	GRAB
06/20/06 12:00	23.240	ISCO	12/01/06 12:00	144.658	ISCO	02/15/07 12:41	3.993	GRAB
06/21/06 12:00	19.767	ISCO	12/01/06 14:15	123.098	ISCO	02/21/07 09:59	17.872	GRAB
06/22/06 12:00	46.177	ISCO	12/01/06 17:15	104.554	ISCO	02/23/07 11:13	55.586	DIP
06/23/06 12:00	37.259	ISCO	12/06/06 12:58	9.489	GRAB	02/25/07 09:31	564.850	DH-76
06/24/06 12:00	31.538	ISCO	12/12/06 10:13	42.075	DH-48	02/25/07 10:00	679.653	ISCO
06/25/06 12:00	16.058	ISCO	12/12/06 14:30	67.740	DH-48	02/25/07 12:00	698.579	ISCO
06/26/06 12:00	18.362	ISCO	12/12/06 21:30	131.358	DH-76	02/25/07 13:00	1414.009	ISCO



**Table C5. (Continued)**

<i>Date/Time (CST)</i>	<i>SSC (mg/L)</i>	<i>Sampling Method</i>	<i>Date/Time (CST)</i>	<i>SSC (mg/L)</i>	<i>Sampling Method</i>	<i>Date/Time (CST)</i>	<i>SSC (mg/L)</i>	<i>Sampling Method</i>
02/25/07 14:56	603.166	DH-76	03/24/07 01:15	1165.472	ISCO	04/01/07 13:15	224.913	ISCO
02/25/07 16:00	589.450	ISCO	03/24/07 04:15	933.000	ISCO	04/01/07 16:15	214.844	ISCO
02/25/07 19:00	473.068	ISCO	03/24/07 07:15	692.790	ISCO	04/01/07 19:15	187.440	ISCO
02/25/07 19:51	501.874	DH-76	03/24/07 09:22	599.601	DIP	04/01/07 22:15	182.504	ISCO
02/25/07 22:00	457.517	ISCO	03/24/07 10:15	585.965	ISCO	04/02/07 01:15	173.829	ISCO
02/26/07 01:00	334.149	ISCO	03/24/07 12:00	675.380	ISCO	04/02/07 04:15	158.611	ISCO
02/26/07 03:30	251.299	ISCO	03/24/07 13:15	2117.408	ISCO	04/02/07 07:15	151.799	ISCO
02/26/07 12:06	224.142	DH-76	03/24/07 16:15	2327.666	ISCO	04/02/07 10:15	136.747	ISCO
02/27/07 12:54	91.021	DH-76	03/24/07 17:33	2269.336	DH-76	04/03/07 09:31	100.692	DIP
03/01/07 09:21	630.335	DH-76	03/24/07 19:15	1738.421	ISCO	04/03/07 09:45	103.054	ISCO
03/01/07 09:30	610.969	ISCO	03/24/07 22:15	3864.204	ISCO	04/03/07 12:00	119.362	ISCO
03/01/07 10:15	594.515	ISCO	03/25/07 01:15	4073.925	ISCO	04/03/07 12:45	141.808	ISCO
03/01/07 11:30	664.795	ISCO	03/25/07 04:15	2703.196	ISCO	04/03/07 15:45	174.551	ISCO
03/01/07 13:15	1334.837	ISCO	03/25/07 07:15	1738.421	ISCO	04/03/07 18:45	174.142	ISCO
03/01/07 13:30	2604.565	ISCO	03/25/07 10:15	1212.572	ISCO	04/03/07 21:45	163.123	ISCO
03/01/07 16:15	3187.064	ISCO	03/25/07 11:50	1023.385	DH-76	04/04/07 00:45	150.682	ISCO
03/01/07 19:15	2187.094	ISCO	03/25/07 12:00	998.176	ISCO	04/04/07 03:45	129.398	ISCO
03/01/07 22:15	1618.794	ISCO	03/25/07 13:15	911.353	ISCO	04/04/07 06:45	101.372	ISCO
03/02/07 00:51	1293.711	DIP	03/25/07 16:15	731.201	ISCO	04/04/07 09:45	86.541	ISCO
03/02/07 01:15	1337.955	ISCO	03/25/07 19:15	632.163	ISCO	04/04/07 12:00	79.680	ISCO
03/02/07 04:15	1179.856	ISCO	03/25/07 22:15	574.380	ISCO	04/04/07 12:45	73.226	ISCO
03/02/07 05:30	1686.138	ISCO	03/26/07 01:15	505.664	ISCO	04/04/07 15:45	67.482	ISCO
03/02/07 05:45	1632.620	ISCO	03/26/07 04:15	453.245	ISCO	04/04/07 18:45	61.144	ISCO
03/02/07 07:00	1198.353	ISCO	03/26/07 07:15	383.879	ISCO	04/04/07 21:45	63.484	ISCO
03/02/07 07:15	1172.122	ISCO	03/26/07 10:15	354.717	ISCO	04/05/07 12:00	50.756	ISCO
03/02/07 10:03	236.075	DH-76	03/26/07 11:04	327.392	DIP	04/06/07 12:00	53.169	ISCO
03/06/07 11:41	174.160	GRAB	03/26/07 12:00	331.604	ISCO	04/07/07 12:00	38.906	ISCO
03/13/07 09:38	57.591	GRAB	03/26/07 13:15	314.472	ISCO	04/08/07 12:00	33.453	ISCO
03/13/07 11:45	62.751	ISCO	03/26/07 16:15	273.588	ISCO	04/09/07 11:05	25.508	GRAB
03/13/07 12:00	57.303	ISCO	03/26/07 19:15	270.697	ISCO	04/09/07 12:00	24.991	ISCO
03/15/07 01:45	156.576	ISCO	03/26/07 22:15	250.350	ISCO	04/10/07 12:00	26.302	ISCO
03/15/07 04:45	197.450	ISCO	03/27/07 01:15	258.405	ISCO	04/11/07 09:00	90.278	ISCO
03/15/07 07:45	308.759	ISCO	03/27/07 04:15	299.806	ISCO	04/11/07 12:00	101.537	ISCO
03/15/07 10:45	280.547	ISCO	03/27/07 07:15	229.428	ISCO	04/11/07 15:00	116.326	ISCO
03/15/07 12:00	233.373	ISCO	03/27/07 10:15	196.376	ISCO	04/11/07 18:00	157.110	ISCO
03/15/07 13:45	220.338	ISCO	03/27/07 12:00	184.748	ISCO	04/11/07 21:00	135.127	ISCO
03/15/07 16:45	215.243	ISCO	03/27/07 13:15	169.633	ISCO	04/12/07 00:00	129.259	ISCO
03/15/07 19:45	172.665	ISCO	03/27/07 16:15	163.957	ISCO	04/12/07 03:00	117.382	ISCO
03/20/07 10:57	14.373	GRAB	03/27/07 19:15	160.388	ISCO	04/12/07 06:00	92.301	ISCO
03/20/07 12:00	16.086	ISCO	03/27/07 22:15	167.318	ISCO	04/12/07 09:00	91.839	ISCO
03/21/07 08:13	56.394	DIP	03/28/07 01:15	157.610	ISCO	04/12/07 12:00	66.001	ISCO
03/21/07 12:00	61.443	ISCO	03/28/07 04:15	153.407	ISCO	04/12/07 15:00	67.071	ISCO
03/21/07 13:15	63.893	ISCO	03/28/07 07:15	154.412	ISCO	04/12/07 18:00	56.154	ISCO
03/21/07 14:31	91.374	DIP	03/28/07 10:15	136.102	ISCO	04/12/07 21:00	55.137	ISCO
03/21/07 16:15	125.272	ISCO	03/28/07 12:00	128.466	ISCO	04/13/07 00:00	51.196	ISCO
03/21/07 19:15	228.522	ISCO	03/28/07 13:15	120.076	ISCO	04/13/07 03:00	45.662	ISCO
03/21/07 22:15	312.781	ISCO	03/28/07 16:15	116.213	ISCO	04/13/07 06:00	41.506	ISCO
03/22/07 01:15	338.708	ISCO	03/28/07 19:15	123.566	ISCO	04/13/07 09:00	34.220	ISCO
03/22/07 04:15	279.327	ISCO	03/28/07 22:15	120.022	ISCO	04/13/07 12:00	34.325	ISCO
03/22/07 07:15	242.367	ISCO	03/29/07 01:15	118.424	ISCO	04/13/07 15:00	32.151	ISCO
03/22/07 10:15	189.984	ISCO	03/30/07 17:07	2348.787	DH-76	04/13/07 18:00	30.280	ISCO
03/22/07 12:00	157.771	ISCO	03/30/07 19:15	2168.385	ISCO	04/13/07 21:00	34.131	ISCO
03/22/07 13:15	136.367	ISCO	03/30/07 22:15	1776.470	ISCO	04/14/07 00:00	33.417	ISCO
03/22/07 16:15	106.812	ISCO	03/31/07 01:15	1235.389	ISCO	04/17/07 10:11	13.694	GRAB
03/22/07 19:15	121.390	ISCO	03/31/07 04:15	841.271	ISCO	04/17/07 12:00	10.207	ISCO
03/23/07 01:15	184.655	ISCO	03/31/07 07:15	652.346	ISCO	04/18/07 12:00	5.200	ISCO
03/23/07 04:15	412.296	ISCO	03/31/07 10:15	481.122	ISCO	04/19/07 12:00	11.121	ISCO
03/23/07 06:54	818.070	DIP	03/31/07 12:00	448.980	ISCO	04/20/07 12:00	11.984	ISCO
03/23/07 07:15	807.994	ISCO	03/31/07 13:15	400.884	ISCO	04/21/07 12:00	8.230	ISCO
03/23/07 10:15	934.529	ISCO	03/31/07 16:15	358.882	ISCO	04/22/07 12:00	5.106	ISCO
03/23/07 11:32	1591.605	DH-76	03/31/07 19:15	367.655	ISCO	04/23/07 12:00	14.399	ISCO
03/23/07 12:00	1307.161	ISCO	03/31/07 22:15	346.495	ISCO	04/24/07 10:04	11.512	GRAB
03/23/07 13:15	1408.106	ISCO	04/01/07 01:15	314.396	ISCO	04/24/07 12:00	14.245	ISCO
03/23/07 16:03	2003.724	DH-76	04/01/07 04:15	299.489	ISCO	04/25/07 02:00	130.454	ISCO
03/23/07 16:15	1822.947	ISCO	04/01/07 07:15	263.784	ISCO	04/25/07 04:15	1334.231	ISCO
03/23/07 19:15	1899.427	ISCO	04/01/07 10:15	244.557	ISCO	04/25/07 06:30	1353.023	ISCO
03/23/07 22:15	1289.649	ISCO	04/01/07 12:00	255.666	ISCO	04/25/07 08:00	1737.595	ISCO

**Table C5. (Continued)**

<i>Date/Time (CST)</i>	<i>SSC (mg/L)</i>	<i>Sampling Method</i>	<i>Date/Time (CST)</i>	<i>SSC (mg/L)</i>	<i>Sampling Method</i>	<i>Date/Time (CST)</i>	<i>SSC (mg/L)</i>	<i>Sampling Method</i>
04/25/07 11:00	3298.595	ISCO	05/29/07 12:00	29.668	ISCO	08/25/07 22:00	314.227	ISCO
04/25/07 12:00	3708.238	ISCO	05/30/07 12:00	58.636	ISCO	08/26/07 01:00	325.259	ISCO
04/25/07 14:00	2765.328	ISCO	05/31/07 12:00	54.323	ISCO	08/26/07 04:00	291.721	ISCO
04/25/07 17:00	1611.315	ISCO	06/01/07 12:00	47.862	ISCO	08/26/07 07:00	258.950	ISCO
04/25/07 20:00	1030.673	ISCO	06/02/07 12:00	47.024	ISCO	08/26/07 10:00	196.970	ISCO
04/26/07 02:00	537.475	ISCO	06/03/07 12:00	44.325	ISCO	08/26/07 12:00	175.545	ISCO
04/26/07 05:00	438.690	ISCO	06/04/07 12:00	27.515	ISCO	08/27/07 12:00	49.945	ISCO
04/26/07 08:00	595.280	ISCO	06/05/07 09:48	20.245	GRAB	08/28/07 10:21	31.876	GRAB
04/26/07 09:06	1277.132	DH-76	06/05/07 12:00	26.547	ISCO	08/28/07 12:00	27.328	ISCO
04/26/07 09:30	1559.381	ISCO	06/06/07 12:00	17.115	ISCO	09/05/07 09:14	46.058	GRAB
04/26/07 11:00	1579.418	ISCO	06/07/07 12:00	17.734	ISCO	09/11/07 09:39	13.089	GRAB
04/26/07 12:00	1535.610	ISCO	06/08/07 12:00	17.055	ISCO	09/19/07 09:18	11.620	GRAB
04/26/07 14:00	1532.939	ISCO	06/09/07 12:00	20.573	ISCO	09/25/07 09:37	10.335	GRAB
04/26/07 17:00	1816.033	ISCO	06/10/07 12:00	12.379	ISCO	10/01/07 10:11	9.046	GRAB
04/26/07 20:00	1451.833	ISCO	06/11/07 11:09	11.855	GRAB	10/10/07 08:42	13.252	GRAB
04/26/07 23:00	1124.961	ISCO	06/19/07 13:42	91.492	GRAB	10/16/07 09:21	12.249	GRAB
04/27/07 02:00	819.538	ISCO	06/22/07 12:00	97.033	ISCO	10/23/07 09:54	3.203	GRAB
04/27/07 05:00	643.031	ISCO	06/23/07 11:19	180.242	DIP	10/30/07 09:13	2.655	GRAB
04/27/07 08:00	548.449	ISCO	06/23/07 12:00	179.362	ISCO	11/06/07 10:58	2.578	GRAB
04/27/07 11:00	425.064	ISCO	06/24/07 11:45	85.483	DIP	11/13/07 12:10	2.172	GRAB
04/27/07 12:00	398.362	ISCO	06/24/07 12:00	91.914	ISCO	11/19/07 11:41	2.805	GRAB
04/27/07 14:00	353.380	ISCO	06/25/07 12:00	39.164	ISCO	11/23/07 12:00	10.557	ISCO
04/27/07 17:00	339.679	ISCO	06/26/07 09:26	31.684	GRAB	11/27/07 10:49	3.724	GRAB
04/27/07 20:00	321.269	ISCO	06/26/07 12:00	26.695	ISCO	12/04/07 13:56	4.957	GRAB
04/27/07 23:00	289.717	ISCO	07/02/07 10:59	7.852	GRAB	12/11/07 14:27	10.475	GRAB
04/28/07 02:00	296.513	ISCO	07/04/07 12:00	99.102	ISCO	12/18/07 15:44	7.284	GRAB
04/28/07 05:00	236.112	ISCO	07/05/07 12:00	19.876	ISCO	12/26/07 14:30	4.446	GRAB
04/28/07 08:00	222.056	ISCO	07/10/07 09:02	6.097	GRAB	01/02/08 13:26	2.443	GRAB
04/28/07 11:00	185.999	ISCO	07/16/07 11:54	3.348	GRAB	01/07/08 14:30	40.460	GRAB
04/28/07 12:00	165.685	ISCO	07/17/07 11:44	52.727	GRAB	01/08/08 01:31	53.786	DIP
04/28/07 14:00	155.758	ISCO	07/17/07 12:00	108.649	ISCO	01/08/08 12:00	78.263	ISCO
04/28/07 17:00	162.149	ISCO	07/17/07 15:13	302.715	GRAB	01/08/08 13:15	72.475	ISCO
04/28/07 20:00	153.694	ISCO	07/18/07 12:00	57.188	ISCO	01/08/08 14:20	94.587	DIP
05/01/07 09:35	50.338	GRAB	07/19/07 08:31	247.939	DIP	01/08/08 14:30	100.550	ISCO
05/01/07 12:00	59.206	ISCO	07/19/07 10:00	302.722	ISCO	01/08/08 17:30	154.291	ISCO
05/02/07 12:00	102.078	ISCO	07/19/07 12:00	328.906	ISCO	01/08/08 20:30	166.211	ISCO
05/03/07 12:00	55.754	ISCO	07/19/07 13:00	264.564	ISCO	01/08/08 23:30	127.317	ISCO
05/04/07 12:00	35.437	ISCO	07/19/07 13:09	251.646	DIP	01/09/08 02:30	104.070	ISCO
05/05/07 12:00	88.010	ISCO	07/19/07 13:30	237.188	ISCO	01/09/08 05:30	79.447	ISCO
05/06/07 12:00	37.513	ISCO	07/19/07 16:30	246.594	ISCO	01/09/08 09:40	56.898	DIP
05/07/07 12:00	40.592	ISCO	07/19/07 19:30	207.608	ISCO	01/09/08 17:30	55.175	ISCO
05/08/07 09:33	15.433	GRAB	07/19/07 22:30	210.087	ISCO	01/09/08 20:30	47.962	ISCO
05/08/07 12:00	35.710	ISCO	07/20/07 01:30	247.927	ISCO	01/09/08 23:30	41.201	ISCO
05/09/07 12:00	29.341	ISCO	07/20/07 04:30	194.840	ISCO	01/10/08 02:30	31.340	ISCO
05/10/07 12:00	46.888	ISCO	07/20/07 07:30	235.999	ISCO	01/10/08 12:00	27.248	ISCO
05/11/07 12:00	52.493	ISCO	07/20/07 10:30	167.238	ISCO	01/11/08 12:00	15.389	ISCO
05/12/07 12:00	30.715	ISCO	07/20/07 12:00	129.749	ISCO	01/12/08 12:00	15.540	ISCO
05/13/07 12:00	33.847	ISCO	07/20/07 13:30	118.572	ISCO	01/15/08 10:46	11.543	GRAB
05/14/07 12:00	25.307	ISCO	07/21/07 12:00	57.568	ISCO	01/22/08 13:48	8.452	GRAB
05/15/07 09:47	13.520	GRAB	07/24/07 08:54	16.859	GRAB	01/29/08 10:05	6.483	GRAB
05/15/07 10:00	23.358	ISCO	07/31/07 09:26	8.188	GRAB	02/05/08 09:33	10.773	GRAB
05/15/07 12:00	23.101	ISCO	08/07/07 09:05	16.598	GRAB	02/05/08 11:31	5.173	GRAB
05/16/07 12:00	28.613	ISCO	08/14/07 10:07	12.673	GRAB	02/05/08 18:26	138.544	GRAB
05/17/07 12:00	30.064	ISCO	08/19/07 12:00	49.301	ISCO	02/05/08 19:00	165.517	ISCO
05/18/07 12:00	24.536	ISCO	08/21/07 09:30	26.749	GRAB	02/05/08 22:00	209.007	ISCO
05/19/07 12:00	30.200	ISCO	08/24/07 07:28	94.323	DIP	02/06/08 01:00	190.809	ISCO
05/20/07 12:00	38.007	ISCO	08/24/07 12:00	87.632	ISCO	02/06/08 04:00	169.257	ISCO
05/21/07 12:00	27.286	ISCO	08/24/07 19:24	86.842	DIP	02/06/08 07:00	260.866	ISCO
05/22/07 09:52	9.895	GRAB	08/24/07 22:00	205.658	ISCO	02/06/08 09:32	181.834	DIP
05/22/07 12:00	27.561	ISCO	08/25/07 01:00	155.800	ISCO	02/06/08 10:00	191.037	ISCO
05/23/07 12:00	29.578	ISCO	08/25/07 04:00	286.791	ISCO	02/06/08 12:00	157.269	ISCO
05/24/07 12:00	13.873	ISCO	08/25/07 07:00	830.453	ISCO	02/06/08 13:00	170.365	ISCO
05/25/07 12:00	26.744	ISCO	08/25/07 10:00	331.392	ISCO	02/06/08 14:44	172.187	DIP
05/26/07 12:00	38.650	ISCO	08/25/07 12:00	380.792	ISCO	02/06/08 16:00	205.281	ISCO
05/27/07 12:00	60.605	ISCO	08/25/07 13:00	349.597	ISCO	02/06/08 19:00	121.246	ISCO
05/28/07 12:00	64.412	ISCO	08/25/07 16:00	246.321	ISCO	02/06/08 22:00	144.641	ISCO
05/29/07 11:47	22.433	GRAB	08/25/07 19:00	450.149	ISCO	02/07/08 01:00	99.775	ISCO

**Table C5. (Continued)**

<i>Date/Time (CST)</i>	<i>SSC (mg/L)</i>	<i>Sampling Method</i>	<i>Date/Time (CST)</i>	<i>SSC (mg/L)</i>	<i>Sampling Method</i>	<i>Date/Time (CST)</i>	<i>SSC (mg/L)</i>	<i>Sampling Method</i>
02/07/08 04:00	86.568	ISCO	03/28/08 00:15	43.740	ISCO	04/22/08 10:08	73.470	GRAB
02/07/08 09:46	52.425	DIP	03/28/08 03:15	32.818	ISCO	04/22/08 12:00	115.267	ISCO
02/07/08 13:00	149.942	ISCO	03/28/08 06:15	29.036	ISCO	04/22/08 13:30	229.081	ISCO
02/07/08 16:00	218.221	ISCO	03/28/08 09:15	21.441	ISCO	04/22/08 16:30	223.786	ISCO
02/07/08 19:00	128.699	ISCO	03/28/08 12:00	17.576	ISCO	04/22/08 19:30	167.133	ISCO
02/07/08 22:00	63.407	ISCO	03/28/08 12:15	15.304	ISCO	04/22/08 22:30	127.425	ISCO
02/08/08 01:00	45.591	ISCO	03/31/08 12:00	20.360	ISCO	04/23/08 01:30	129.914	ISCO
02/08/08 04:00	55.570	ISCO	04/01/08 03:15	23.782	ISCO	04/23/08 04:30	121.512	ISCO
02/13/08 12:21	18.119	GRAB	04/01/08 06:15	31.204	ISCO	04/23/08 07:30	109.061	ISCO
02/17/08 10:52	1647.363	DH-76	04/01/08 09:15	21.877	ISCO	04/23/08 10:30	79.764	ISCO
02/17/08 11:30	1483.442	ISCO	04/01/08 10:20	17.125	GRAB	04/23/08 12:00	66.695	ISCO
02/17/08 12:00	1457.176	ISCO	04/01/08 12:00	16.365	ISCO	04/24/08 12:00	49.416	ISCO
02/17/08 14:30	1284.797	ISCO	04/07/08 12:33	10.287	GRAB	04/25/08 12:00	35.533	ISCO
02/17/08 17:30	1082.095	ISCO	04/08/08 12:00	45.451	ISCO	04/26/08 12:00	80.412	ISCO
02/17/08 20:30	893.103	ISCO	04/08/08 16:00	116.389	ISCO	04/27/08 12:00	33.955	ISCO
02/17/08 22:45	784.200	ISCO	04/08/08 19:00	308.172	ISCO	04/28/08 12:00	26.555	ISCO
02/17/08 23:30	752.219	ISCO	04/08/08 21:00	568.626	ISCO	04/29/08 10:19	12.046	GRAB
02/18/08 01:00	785.327	ISCO	04/09/08 01:00	704.797	ISCO	04/29/08 12:00	13.191	ISCO
02/18/08 04:00	871.098	ISCO	04/09/08 04:00	904.272	ISCO	04/30/08 12:00	15.258	ISCO
02/18/08 05:00	1398.428	ISCO	04/09/08 07:00	868.161	ISCO	05/01/08 12:00	17.309	ISCO
02/18/08 07:00	1531.386	ISCO	04/09/08 10:00	713.641	ISCO	05/02/08 12:00	17.736	ISCO
02/18/08 08:30	1369.348	ISCO	04/09/08 12:00	606.058	ISCO	05/03/08 12:00	11.359	ISCO
02/18/08 10:27	373.680	DH-76	04/09/08 16:00	381.928	ISCO	05/04/08 12:00	18.414	ISCO
02/19/08 12:46	117.938	DIP	04/09/08 19:00	316.216	ISCO	05/05/08 12:00	15.460	ISCO
02/25/08 12:07	44.585	GRAB	04/09/08 22:00	236.459	ISCO	05/06/08 09:49	10.128	GRAB
03/03/08 10:38	1251.648	DH-76	04/10/08 01:00	187.854	ISCO	05/06/08 12:00	19.636	ISCO
03/03/08 14:29	1200.204	DH-76	04/10/08 04:00	163.310	ISCO	05/07/08 12:00	17.587	ISCO
03/04/08 11:28	494.409	DIP	04/10/08 07:00	146.724	ISCO	05/08/08 12:00	14.439	ISCO
03/11/08 10:27	70.040	GRAB	04/10/08 10:00	180.105	ISCO	05/09/08 12:00	14.547	ISCO
03/12/08 12:00	28.223	ISCO	04/10/08 12:00	757.735	ISCO	05/10/08 12:00	10.891	ISCO
03/13/08 12:00	20.289	ISCO	04/10/08 15:00	2197.978	ISCO	05/11/08 03:45	116.644	ISCO
03/14/08 12:00	20.023	ISCO	04/10/08 16:00	2187.945	ISCO	05/11/08 06:45	338.147	ISCO
03/15/08 12:00	14.453	ISCO	04/10/08 18:45	2958.922	ISCO	05/11/08 09:45	463.325	ISCO
03/16/08 12:00	17.122	ISCO	04/10/08 19:00	3112.316	ISCO	05/11/08 12:45	547.064	ISCO
03/17/08 18:34	110.239	DIP	04/10/08 22:00	4541.119	ISCO	05/11/08 15:45	1047.969	ISCO
03/17/08 23:15	114.462	ISCO	04/11/08 08:55	1613.670	DH-76	05/11/08 18:45	1118.328	ISCO
03/18/08 02:15	120.507	ISCO	04/11/08 10:00	1440.510	ISCO	05/11/08 21:45	840.499	ISCO
03/18/08 05:15	154.242	ISCO	04/11/08 12:00	1265.770	ISCO	05/12/08 00:45	629.986	ISCO
03/18/08 08:15	167.560	ISCO	04/11/08 13:00	1203.090	ISCO	05/12/08 03:45	490.407	ISCO
03/18/08 10:00	169.042	ISCO	04/11/08 16:00	974.207	ISCO	05/12/08 06:45	371.633	ISCO
03/18/08 10:01	174.055	GRAB	04/11/08 19:00	816.228	ISCO	05/12/08 09:45	282.478	ISCO
03/18/08 12:00	175.647	ISCO	04/11/08 22:00	673.259	ISCO	05/12/08 12:00	235.319	ISCO
03/18/08 13:00	169.228	ISCO	04/12/08 01:00	614.767	ISCO	05/12/08 12:45	213.534	ISCO
03/18/08 16:00	159.697	ISCO	04/12/08 04:00	504.100	ISCO	05/12/08 15:45	180.211	ISCO
03/18/08 19:00	151.658	ISCO	04/12/08 07:00	433.377	ISCO	05/12/08 18:45	152.707	ISCO
03/18/08 22:00	133.141	ISCO	04/12/08 10:00	362.125	ISCO	05/12/08 21:45	148.349	ISCO
03/19/08 01:00	117.542	ISCO	04/12/08 12:00	344.473	ISCO	05/13/08 00:45	145.481	ISCO
03/19/08 04:00	100.644	ISCO	04/12/08 13:00	329.254	ISCO	05/13/08 03:45	128.608	ISCO
03/19/08 07:00	98.889	ISCO	04/12/08 16:00	324.213	ISCO	05/13/08 10:15	85.402	ISCO
03/19/08 10:00	77.792	ISCO	04/12/08 19:00	270.613	ISCO	05/13/08 10:20	74.845	DH-76
03/19/08 12:00	69.180	ISCO	04/12/08 22:00	269.573	ISCO	05/13/08 12:00	70.496	ISCO
03/19/08 13:00	68.241	ISCO	04/13/08 04:00	219.385	ISCO	05/13/08 13:15	66.972	ISCO
03/19/08 16:00	56.191	ISCO	04/13/08 07:00	194.384	ISCO	05/13/08 16:15	68.558	ISCO
03/19/08 19:00	50.961	ISCO	04/13/08 10:00	179.558	ISCO	05/13/08 19:15	70.512	ISCO
03/19/08 22:00	52.839	ISCO	04/13/08 12:00	158.825	ISCO	05/13/08 22:15	76.683	ISCO
03/20/08 01:00	51.213	ISCO	04/13/08 13:00	152.238	ISCO	05/14/08 01:15	79.292	ISCO
03/20/08 04:00	44.779	ISCO	04/13/08 16:00	143.785	ISCO	05/14/08 04:15	76.041	ISCO
03/20/08 07:00	43.157	ISCO	04/13/08 19:00	130.900	ISCO	05/14/08 07:15	69.141	ISCO
03/20/08 10:00	41.375	ISCO	04/13/08 22:00	129.408	ISCO	05/14/08 10:15	52.653	ISCO
03/20/08 12:00	36.202	ISCO	04/15/08 09:36	68.761	GRAB	05/14/08 12:00	45.804	ISCO
03/20/08 13:00	34.962	ISCO	04/15/08 12:00	66.405	ISCO	05/14/08 13:15	43.623	ISCO
03/20/08 16:00	36.495	ISCO	04/16/08 12:00	56.808	ISCO	05/14/08 16:15	43.543	ISCO
03/20/08 19:00	37.349	ISCO	04/17/08 12:00	55.823	ISCO	05/14/08 19:15	46.652	ISCO
03/20/08 22:00	29.062	ISCO	04/18/08 12:00	48.024	ISCO	05/14/08 22:15	57.576	ISCO
03/24/08 10:53	15.946	GRAB	04/19/08 12:00	50.408	ISCO	05/15/08 01:15	54.789	ISCO
03/25/08 12:00	10.797	ISCO	04/20/08 12:00	35.713	ISCO	05/15/08 04:15	53.792	ISCO
03/27/08 21:15	41.830	ISCO	04/21/08 12:00	31.749	ISCO	05/15/08 07:15	45.692	ISCO

**Table C5. (Continued)**

<i>Date/Time (CST)</i>	<i>SSC (mg/L)</i>	<i>Sampling Method</i>	<i>Date/Time (CST)</i>	<i>SSC (mg/L)</i>	<i>Sampling Method</i>	<i>Date/Time (CST)</i>	<i>SSC (mg/L)</i>	<i>Sampling Method</i>
05/15/08 10:15	33.327	ISCO	06/06/08 14:00	119.184	ISCO	06/17/08 12:00	78.450	ISCO
05/15/08 12:00	28.970	ISCO	06/06/08 17:00	108.185	ISCO	06/18/08 12:00	68.292	ISCO
05/15/08 13:15	25.400	ISCO	06/06/08 20:00	128.550	ISCO	06/19/08 12:00	65.624	ISCO
05/15/08 16:15	23.694	ISCO	06/06/08 23:00	132.536	ISCO	06/20/08 12:00	82.065	ISCO
05/15/08 19:15	25.452	ISCO	06/07/08 02:00	127.203	ISCO	06/21/08 12:00	105.017	ISCO
05/15/08 22:15	27.568	ISCO	06/07/08 05:00	121.095	ISCO	06/22/08 12:00	108.313	ISCO
05/20/08 09:57	19.983	GRAB	06/07/08 08:00	113.977	ISCO	06/23/08 12:00	57.360	ISCO
05/20/08 12:00	14.620	ISCO	06/07/08 11:00	105.166	ISCO	06/24/08 10:11	38.565	GRAB
05/21/08 12:00	13.351	ISCO	06/07/08 12:00	101.078	ISCO	06/24/08 12:00	40.798	ISCO
05/22/08 12:00	14.943	ISCO	06/07/08 14:00	97.691	ISCO	06/25/08 12:00	81.055	ISCO
05/23/08 12:00	15.373	ISCO	06/07/08 17:00	93.199	ISCO	06/26/08 03:45	282.261	ISCO
05/24/08 02:15	45.289	ISCO	06/07/08 20:00	97.720	ISCO	06/26/08 06:45	502.639	ISCO
05/24/08 05:15	59.040	ISCO	06/07/08 23:00	97.614	ISCO	06/26/08 09:45	525.715	ISCO
05/24/08 08:15	34.102	ISCO	06/09/08 12:25	155.600	DIP	06/26/08 12:00	501.369	ISCO
05/24/08 11:15	22.609	ISCO	06/09/08 14:00	152.662	ISCO	06/26/08 12:45	525.349	ISCO
05/24/08 12:00	21.971	ISCO	06/09/08 17:00	172.318	ISCO	06/26/08 15:45	623.561	ISCO
05/24/08 14:15	20.234	ISCO	06/09/08 20:00	185.996	ISCO	06/26/08 18:45	488.122	ISCO
05/25/08 12:00	33.590	ISCO	06/09/08 23:00	166.863	ISCO	06/26/08 21:45	388.692	ISCO
05/26/08 12:00	39.346	ISCO	06/10/08 02:00	158.619	ISCO	06/27/08 00:45	354.532	ISCO
05/27/08 12:00	67.184	ISCO	06/10/08 05:00	146.673	ISCO	06/27/08 03:45	320.248	ISCO
05/27/08 12:33	17.123	GRAB	06/10/08 07:31	141.248	DIP	06/27/08 06:45	233.857	ISCO
05/28/08 12:00	16.160	ISCO	06/10/08 07:45	141.804	ISCO	06/27/08 09:45	205.798	ISCO
05/29/08 12:00	12.898	ISCO	06/10/08 10:45	123.481	ISCO	06/27/08 12:00	191.655	ISCO
05/30/08 12:00	21.644	ISCO	06/10/08 12:00	122.713	ISCO	06/27/08 12:45	176.706	ISCO
05/31/08 12:00	70.524	ISCO	06/10/08 13:45	117.132	ISCO	06/27/08 15:45	204.355	ISCO
05/31/08 12:45	50.897	ISCO	06/10/08 16:45	108.173	ISCO	06/27/08 18:45	184.554	ISCO
05/31/08 15:45	44.097	ISCO	06/10/08 19:45	124.214	ISCO	06/27/08 21:45	233.617	ISCO
05/31/08 18:45	47.221	ISCO	06/10/08 22:45	112.279	ISCO	06/28/08 00:45	287.482	ISCO
05/31/08 21:45	57.725	ISCO	06/11/08 01:45	116.249	ISCO	06/28/08 03:45	245.375	ISCO
06/01/08 12:00	46.596	ISCO	06/11/08 04:45	113.488	ISCO	06/28/08 06:45	301.418	ISCO
06/02/08 12:00	64.847	ISCO	06/11/08 07:45	113.781	ISCO	06/28/08 09:45	291.450	ISCO
06/03/08 09:51	502.403	GRAB	06/11/08 12:00	102.339	ISCO	06/28/08 12:00	213.759	ISCO
06/03/08 12:00	899.815	ISCO	06/12/08 12:00	113.629	ISCO	07/01/08 11:31	63.093	GRAB
06/03/08 14:00	1337.185	ISCO	06/13/08 02:30	209.613	ISCO	07/01/08 12:00	65.174	ISCO
06/03/08 17:00	774.963	ISCO	06/13/08 03:31	613.983	DIP	07/02/08 12:00	74.879	ISCO
06/03/08 17:45	668.124	ISCO	06/13/08 04:45	1477.692	ISCO	07/03/08 12:00	59.035	ISCO
06/03/08 20:00	611.343	ISCO	06/13/08 05:30	1004.890	ISCO	07/04/08 12:00	61.441	ISCO
06/03/08 23:00	636.826	ISCO	06/13/08 08:30	685.940	ISCO	07/05/08 12:00	44.289	ISCO
06/04/08 02:00	736.170	ISCO	06/13/08 09:07	543.738	DH-76	07/06/08 12:00	30.347	ISCO
06/04/08 05:00	586.864	ISCO	06/13/08 11:30	570.331	ISCO	07/07/08 12:00	211.285	ISCO
06/04/08 07:15	611.201	ISCO	06/13/08 12:00	596.519	ISCO	07/08/08 11:30	365.041	ISCO
06/04/08 07:59	697.062	DH-76	06/13/08 14:30	763.230	ISCO	07/08/08 12:00	423.085	ISCO
06/04/08 08:00	668.667	ISCO	06/13/08 17:30	672.812	ISCO	07/08/08 14:30	314.772	ISCO
06/04/08 11:00	991.427	ISCO	06/13/08 20:30	697.088	ISCO	07/08/08 17:30	358.172	ISCO
06/04/08 12:00	1194.237	ISCO	06/13/08 23:30	498.784	ISCO	07/08/08 20:30	388.603	ISCO
06/04/08 14:00	782.458	ISCO	06/14/08 02:30	391.313	ISCO	07/08/08 23:30	318.596	ISCO
06/04/08 15:04	710.148	ISCO	06/14/08 05:30	312.636	ISCO	07/09/08 02:30	236.942	ISCO
06/04/08 15:05	732.201	DH-76	06/14/08 08:30	240.187	ISCO	07/09/08 10:49	182.066	GRAB
06/04/08 15:14	726.339	DH-76	06/14/08 11:30	216.233	ISCO	07/09/08 12:00	152.545	ISCO
06/04/08 15:15	687.802	ISCO	06/14/08 12:00	206.231	ISCO	07/10/08 12:00	53.631	ISCO
06/04/08 17:00	591.021	ISCO	06/14/08 14:30	184.651	ISCO	07/11/08 12:00	56.004	ISCO
06/04/08 20:00	499.360	ISCO	06/14/08 17:30	175.285	ISCO	07/12/08 12:00	154.024	ISCO
06/04/08 23:00	383.841	ISCO	06/14/08 20:30	171.187	ISCO	07/12/08 13:15	218.352	ISCO
06/05/08 02:00	324.187	ISCO	06/14/08 23:30	169.699	ISCO	07/12/08 16:15	414.619	ISCO
06/05/08 05:00	275.245	ISCO	06/15/08 02:30	154.145	ISCO	07/12/08 19:15	1134.881	ISCO
06/05/08 08:00	301.198	ISCO	06/15/08 05:30	161.491	ISCO	07/12/08 22:15	1383.193	ISCO
06/05/08 11:00	209.617	ISCO	06/15/08 08:30	140.129	ISCO	07/13/08 01:15	1069.435	ISCO
06/05/08 12:00	198.090	ISCO	06/15/08 11:30	136.289	ISCO	07/13/08 04:15	597.266	ISCO
06/05/08 14:00	177.966	ISCO	06/15/08 12:00	133.234	ISCO	07/13/08 07:15	393.065	ISCO
06/05/08 17:00	179.422	ISCO	06/15/08 14:30	132.774	ISCO	07/13/08 10:15	293.720	ISCO
06/05/08 20:00	177.244	ISCO	06/15/08 17:30	125.953	ISCO	07/13/08 12:00	244.413	ISCO
06/05/08 23:00	167.543	ISCO	06/15/08 20:30	121.544	ISCO	07/13/08 13:15	223.933	ISCO
06/06/08 02:00	155.369	ISCO	06/15/08 23:30	107.268	ISCO	07/14/08 12:00	91.302	ISCO
06/06/08 05:00	158.722	ISCO	06/16/08 02:30	111.719	ISCO	07/15/08 10:21	75.641	GRAB
06/06/08 08:00	152.498	ISCO	06/16/08 05:30	114.466	ISCO	07/15/08 12:00	67.605	ISCO
06/06/08 11:00	140.904	ISCO	06/16/08 08:30	122.333	ISCO	07/16/08 12:00	53.768	ISCO
06/06/08 12:00	133.676	ISCO	06/17/08 09:15	91.479	DIP	07/17/08 12:00	40.856	ISCO

**Table C5. (Continued)**

<i>Date/Time (CST)</i>	<i>SSC (mg/L)</i>	<i>Sampling Method</i>	<i>Date/Time (CST)</i>	<i>SSC (mg/L)</i>	<i>Sampling Method</i>	<i>Date/Time (CST)</i>	<i>SSC (mg/L)</i>	<i>Sampling Method</i>
07/18/08 12:00	32.482	ISCO	09/14/08 12:00	910.106	ISCO	10/21/08 10:50	5.618	GRAB
07/19/08 12:00	35.788	ISCO	09/14/08 14:00	1130.003	ISCO	10/21/08 12:00	5.040	ISCO
07/20/08 12:00	35.833	ISCO	09/14/08 17:00	1312.484	ISCO	10/22/08 12:00	2.626	ISCO
07/21/08 12:00	30.056	ISCO	09/14/08 20:00	1126.425	ISCO	10/23/08 12:00	6.184	ISCO
07/21/08 21:30	142.156	DIP	09/15/08 02:00	621.765	ISCO	10/24/08 12:00	4.368	ISCO
07/22/08 09:35	126.750	DIP	09/15/08 05:00	505.782	ISCO	10/25/08 12:00	6.177	ISCO
07/22/08 12:00	90.843	ISCO	09/15/08 08:00	410.536	ISCO	10/26/08 12:00	4.780	ISCO
07/29/08 08:54	18.731	GRAB	09/15/08 11:00	390.800	ISCO	10/27/08 12:00	2.607	ISCO
07/29/08 12:00	19.457	ISCO	09/15/08 11:26	391.797	DH-76	10/28/08 09:09	2.773	GRAB
07/30/08 12:00	20.059	ISCO	09/15/08 12:00	374.050	ISCO	10/28/08 12:00	4.947	ISCO
07/31/08 12:00	14.103	ISCO	09/15/08 14:00	357.681	ISCO	10/29/08 12:00	6.651	ISCO
08/01/08 12:00	16.858	ISCO	09/15/08 17:00	341.081	ISCO	10/30/08 12:00	5.434	ISCO
08/02/08 12:00	14.161	ISCO	09/15/08 20:00	309.391	ISCO	10/31/08 12:00	5.591	ISCO
08/03/08 12:00	18.591	ISCO	09/15/08 23:00	264.978	ISCO	11/01/08 12:00	9.559	ISCO
08/04/08 12:04	19.281	GRAB	09/16/08 02:00	240.882	ISCO	11/02/08 12:00	6.682	ISCO
08/05/08 12:00	30.291	ISCO	09/16/08 05:00	223.869	ISCO	11/03/08 12:00	10.456	ISCO
08/06/08 12:00	40.847	ISCO	09/16/08 08:00	229.976	ISCO	11/04/08 11:18	3.856	GRAB
08/07/08 12:00	23.551	ISCO	09/16/08 09:36	249.765	DH-76	11/04/08 12:00	7.402	ISCO
08/12/08 08:56	23.306	GRAB	09/16/08 12:00	197.581	ISCO	11/05/08 12:00	6.194	ISCO
08/20/08 09:46	25.730	GRAB	09/16/08 12:45	263.686	ISCO	11/06/08 12:00	6.499	ISCO
08/26/08 09:21	26.335	GRAB	09/16/08 15:45	170.085	ISCO	11/07/08 12:00	6.592	ISCO
08/29/08 12:00	53.138	ISCO	09/16/08 18:45	171.748	ISCO	11/08/08 12:00	3.716	ISCO
09/02/08 12:16	15.810	GRAB	09/16/08 21:45	182.345	ISCO	11/09/08 12:00	5.348	ISCO
09/04/08 12:00	60.477	ISCO	09/17/08 00:45	161.802	ISCO	11/10/08 12:00	10.789	ISCO
09/04/08 13:46	89.384	DIP	09/17/08 03:45	139.501	ISCO	11/10/08 13:06	5.951	GRAB
09/04/08 15:45	124.379	ISCO	09/17/08 06:45	139.025	ISCO	11/11/08 12:00	5.690	ISCO
09/04/08 18:45	178.662	ISCO	09/17/08 09:45	126.669	ISCO	11/12/08 12:00	5.760	ISCO
09/04/08 21:45	183.429	ISCO	09/17/08 12:00	119.959	ISCO	11/13/08 12:00	5.621	ISCO
09/05/08 00:45	195.249	ISCO	09/17/08 12:45	117.020	ISCO	11/14/08 12:00	6.015	ISCO
09/05/08 03:45	276.389	ISCO	09/17/08 15:45	112.632	ISCO	11/15/08 12:00	7.383	ISCO
09/05/08 04:41	248.000	DIP	09/17/08 18:45	110.206	ISCO	11/16/08 12:00	9.661	ISCO
09/05/08 06:45	219.912	ISCO	09/17/08 21:45	109.824	ISCO	11/17/08 12:00	3.888	ISCO
09/05/08 09:45	204.160	ISCO	09/18/08 12:00	51.417	ISCO	11/18/08 11:35	4.037	GRAB
09/05/08 12:00	175.353	ISCO	09/20/08 12:00	67.810	ISCO	11/19/08 12:00	6.851	ISCO
09/05/08 12:45	155.415	ISCO	09/21/08 12:00	48.443	ISCO	11/20/08 12:00	11.036	ISCO
09/05/08 15:45	150.729	ISCO	09/22/08 12:00	68.871	ISCO	11/22/08 12:00	21.501	ISCO
09/05/08 18:45	140.957	ISCO	09/23/08 10:48	31.124	GRAB	11/23/08 12:00	38.090	ISCO
09/05/08 21:45	114.338	ISCO	09/23/08 12:00	31.401	ISCO	11/24/08 12:00	4.348	ISCO
09/06/08 00:45	103.216	ISCO	09/24/08 12:00	41.042	ISCO	11/24/08 12:49	4.847	GRAB
09/06/08 03:45	87.601	ISCO	09/25/08 12:00	31.940	ISCO	12/02/08 10:43	6.783	GRAB
09/06/08 06:45	85.522	ISCO	09/26/08 12:00	44.257	ISCO	12/09/08 11:17	19.905	GRAB
09/06/08 12:00	66.973	ISCO	09/27/08 12:00	31.212	ISCO	12/16/08 15:15	15.380	GRAB
09/08/08 12:00	46.729	ISCO	09/28/08 12:00	31.528	ISCO	12/22/08 12:51	7.610	GRAB
09/09/08 00:15	96.608	ISCO	09/29/08 12:00	22.732	ISCO	12/27/08 12:33	1773.427	DH-76
09/09/08 03:15	78.531	ISCO	09/30/08 12:00	42.879	ISCO	12/27/08 12:45	1763.276	ISCO
09/09/08 06:15	146.213	ISCO	10/01/08 09:04	10.508	GRAB	12/27/08 15:00	2142.432	ISCO
09/09/08 09:15	145.316	ISCO	10/01/08 12:00	10.727	ISCO	12/27/08 15:45	2214.779	ISCO
09/09/08 13:00	126.529	GRAB	10/02/08 12:00	14.057	ISCO	12/27/08 18:45	2205.676	ISCO
09/10/08 10:04	76.558	GRAB	10/03/08 12:00	4.776	ISCO	12/27/08 20:06	2217.983	DH-76
09/10/08 12:00	70.808	ISCO	10/04/08 12:00	14.981	ISCO	12/27/08 21:45	1957.503	ISCO
09/10/08 13:00	67.073	ISCO	10/05/08 12:00	10.525	ISCO	12/28/08 00:45	1910.549	ISCO
09/11/08 12:00	55.785	ISCO	10/06/08 12:00	7.514	ISCO	12/28/08 03:45	1918.296	ISCO
09/12/08 12:00	52.812	ISCO	10/06/08 12:58	7.858	GRAB	12/28/08 05:30	2317.337	ISCO
09/12/08 20:00	58.022	ISCO	10/07/08 12:00	9.475	ISCO	12/28/08 08:00	2171.884	ISCO
09/12/08 23:00	142.346	ISCO	10/08/08 12:00	46.464	ISCO	12/28/08 09:45	1899.235	ISCO
09/13/08 05:00	362.388	ISCO	10/09/08 12:00	24.124	ISCO	12/28/08 11:35	1353.865	DH-76
09/13/08 06:30	554.332	ISCO	10/10/08 12:00	7.552	ISCO	12/28/08 12:00	1386.145	ISCO
09/13/08 08:00	1287.835	ISCO	10/11/08 12:00	5.156	ISCO	12/28/08 12:45	1351.125	ISCO
09/13/08 11:00	2786.688	ISCO	10/12/08 12:00	7.344	ISCO	12/28/08 15:45	1110.618	ISCO
09/13/08 12:00	2561.562	ISCO	10/13/08 12:00	17.362	ISCO	12/28/08 18:45	952.310	ISCO
09/13/08 14:00	1793.980	ISCO	10/14/08 09:15	10.336	GRAB	12/28/08 21:45	880.129	ISCO
09/13/08 17:00	835.646	ISCO	10/14/08 12:00	8.766	ISCO	12/29/08 00:45	692.383	ISCO
09/13/08 20:00	697.695	ISCO	10/15/08 12:00	18.195	ISCO	12/29/08 03:45	610.899	ISCO
09/14/08 02:00	832.825	ISCO	10/16/08 12:00	25.431	ISCO	12/29/08 06:45	554.335	ISCO
09/14/08 05:00	653.082	ISCO	10/17/08 12:00	12.683	ISCO	12/29/08 07:47	484.197	DH-76
09/14/08 08:00	654.700	ISCO	10/18/08 12:00	7.994	ISCO	12/29/08 09:45	478.419	ISCO
09/14/08 10:54	837.907	DH-76	10/19/08 12:00	8.484	ISCO	12/29/08 12:00	466.589	ISCO

**Table C5. (Continued)**

<i>Date/Time (CST)</i>	<i>SSC (mg/L)</i>	<i>Sampling Method</i>	<i>Date/Time (CST)</i>	<i>SSC (mg/L)</i>	<i>Sampling Method</i>	<i>Date/Time (CST)</i>	<i>SSC (mg/L)</i>	<i>Sampling Method</i>
12/29/08 12:45	455.448	ISCO	03/08/09 10:45	6496.097	ISCO	03/25/09 12:00	1213.112	ISCO
12/29/08 15:45	414.793	ISCO	03/08/09 12:00	6960.732	ISCO	03/25/09 14:45	892.580	ISCO
12/29/08 18:45	378.779	ISCO	03/08/09 13:45	6205.827	ISCO	03/25/09 17:45	666.453	ISCO
01/06/09 10:49	46.842	GRAB	03/08/09 14:06	5893.086	ISCO	03/25/09 20:45	560.183	ISCO
01/13/09 09:41	15.534	GRAB	03/08/09 14:07	5977.998	DH-76	03/25/09 23:45	471.867	ISCO
01/20/09 13:02	10.558	GRAB	03/08/09 14:16	6098.709	DH-76	03/26/09 02:45	404.318	ISCO
01/27/09 13:59	39.483	GRAB	03/08/09 14:17	5868.190	ISCO	03/26/09 05:45	363.592	ISCO
02/03/09 10:53	11.132	GRAB	03/08/09 16:45	4674.820	ISCO	03/26/09 08:45	303.538	ISCO
02/10/09 11:02	109.206	DIP	03/08/09 19:45	3969.325	ISCO	03/26/09 11:45	275.985	ISCO
02/11/09 09:10	462.703	DIP	03/08/09 22:14	3661.749	DH-76	03/26/09 12:00	241.103	ISCO
02/11/09 09:30	504.701	ISCO	03/08/09 22:45	3316.631	ISCO	03/26/09 14:45	279.934	ISCO
02/11/09 12:00	1274.970	ISCO	03/09/09 01:45	2735.936	ISCO	03/26/09 17:45	219.646	ISCO
02/11/09 12:30	1087.108	ISCO	03/09/09 03:30	2446.221	ISCO	03/26/09 20:45	215.713	ISCO
02/11/09 15:30	1222.453	ISCO	03/09/09 04:45	2478.601	ISCO	03/30/09 11:49	351.050	DIP
02/11/09 18:30	1555.427	ISCO	03/09/09 06:30	2570.502	ISCO	03/30/09 14:45	305.027	ISCO
02/11/09 21:30	1808.214	ISCO	03/09/09 07:45	2318.486	ISCO	03/30/09 17:45	269.943	ISCO
02/12/09 00:30	2964.200	ISCO	03/09/09 10:34	1947.358	DH-76	03/30/09 20:45	256.377	ISCO
02/12/09 03:30	2523.933	ISCO	03/09/09 12:00	1615.800	ISCO	03/30/09 23:45	236.694	ISCO
02/12/09 06:30	2192.521	ISCO	03/09/09 13:45	1474.278	ISCO	03/31/09 02:45	218.379	ISCO
02/12/09 09:30	1329.985	ISCO	03/09/09 16:45	1173.283	ISCO	03/31/09 05:45	205.614	ISCO
02/12/09 12:00	916.186	ISCO	03/09/09 19:45	1017.586	ISCO	03/31/09 08:45	189.002	ISCO
02/12/09 12:30	852.556	ISCO	03/09/09 22:45	888.948	ISCO	03/31/09 11:45	176.228	ISCO
02/12/09 15:30	630.595	ISCO	03/10/09 01:30	1866.168	ISCO	03/31/09 12:00	175.515	ISCO
02/12/09 18:30	465.239	ISCO	03/10/09 01:45	2411.209	ISCO	03/31/09 14:45	175.275	ISCO
02/12/09 21:30	361.934	ISCO	03/10/09 02:15	3508.520	ISCO	03/31/09 17:45	196.822	ISCO
02/13/09 00:30	301.760	ISCO	03/10/09 02:45	4032.146	ISCO	03/31/09 20:45	173.205	ISCO
02/13/09 03:30	252.895	ISCO	03/10/09 03:15	4507.509	ISCO	03/31/09 23:45	171.749	ISCO
02/13/09 12:00	159.178	ISCO	03/10/09 04:00	4531.554	ISCO	04/01/09 02:45	146.302	ISCO
02/13/09 12:30	162.266	ISCO	03/10/09 04:45	4257.210	ISCO	04/01/09 05:45	150.432	ISCO
02/13/09 15:30	138.578	ISCO	03/10/09 07:00	4081.660	ISCO	04/01/09 08:45	134.785	ISCO
02/13/09 18:30	125.208	ISCO	03/10/09 08:13	3916.093	DH-76	04/01/09 11:45	119.053	ISCO
02/13/09 21:30	127.171	ISCO	03/10/09 10:45	2874.665	ISCO	04/01/09 12:00	118.449	ISCO
02/17/09 09:55	52.265	GRAB	03/10/09 12:00	2423.712	ISCO	04/01/09 14:45	116.184	ISCO
02/25/09 10:44	20.919	GRAB	03/10/09 13:45	2334.911	ISCO	04/01/09 17:45	113.017	ISCO
02/25/09 12:00	34.579	ISCO	03/10/09 16:45	1960.519	ISCO	04/01/09 20:45	122.876	ISCO
02/26/09 12:00	57.444	ISCO	03/10/09 19:45	2149.188	ISCO	04/01/09 23:45	115.277	ISCO
02/26/09 16:30	156.877	ISCO	03/10/09 22:30	2127.337	ISCO	04/02/09 02:45	115.988	ISCO
02/26/09 19:15	3237.462	ISCO	03/10/09 22:45	2014.693	ISCO	04/02/09 05:45	110.714	ISCO
02/26/09 19:30	4192.612	ISCO	03/11/09 01:00	1837.040	ISCO	04/07/09 08:47	37.026	GRAB
02/26/09 20:00	7702.476	ISCO	03/11/09 01:45	1785.704	ISCO	04/07/09 12:00	32.552	ISCO
02/26/09 20:30	9004.111	ISCO	03/11/09 04:00	1671.268	ISCO	04/08/09 12:00	28.752	ISCO
02/26/09 21:00	8840.484	ISCO	03/11/09 08:24	1365.475	DH-76	04/09/09 12:00	26.681	ISCO
02/26/09 21:45	8630.389	ISCO	03/11/09 15:00	928.963	ISCO	04/10/09 12:00	26.268	ISCO
02/26/09 22:30	7983.936	ISCO	03/11/09 15:10	996.443	DH-76	04/11/09 12:00	28.609	ISCO
02/26/09 23:30	7785.875	ISCO	03/11/09 18:00	757.653	ISCO	04/12/09 12:00	25.703	ISCO
02/27/09 01:30	8318.284	ISCO	03/11/09 21:00	673.757	ISCO	04/13/09 07:00	653.783	ISCO
02/27/09 04:30	6102.001	ISCO	03/12/09 10:21	672.683	DH-76	04/13/09 08:00	1581.740	ISCO
02/27/09 06:30	5970.597	ISCO	03/16/09 11:54	129.326	DIP	04/13/09 09:45	1504.522	ISCO
02/27/09 07:30	5227.039	ISCO	03/17/09 12:00	112.337	ISCO	04/13/09 10:00	1416.146	ISCO
02/27/09 09:15	4462.543	ISCO	03/18/09 12:00	91.563	ISCO	04/13/09 12:00	975.381	ISCO
02/27/09 10:30	4013.157	ISCO	03/19/09 12:00	201.174	ISCO	04/13/09 13:00	1003.260	ISCO
02/27/09 12:00	3520.720	ISCO	03/20/09 12:00	83.622	ISCO	04/13/09 16:00	1129.512	ISCO
02/27/09 13:30	3105.809	ISCO	03/21/09 12:00	64.530	ISCO	04/13/09 19:00	1029.572	ISCO
02/27/09 16:30	2336.137	ISCO	03/22/09 12:00	60.108	ISCO	04/14/09 01:00	526.991	ISCO
02/27/09 19:30	1736.806	ISCO	03/23/09 12:00	37.038	ISCO	04/14/09 04:00	387.336	ISCO
02/27/09 22:30	1337.317	ISCO	03/24/09 10:05	63.778	GRAB	04/14/09 07:00	285.047	ISCO
02/28/09 01:30	1114.386	ISCO	03/24/09 12:00	71.792	ISCO	04/14/09 10:00	234.397	ISCO
03/03/09 11:47	191.632	GRAB	03/24/09 14:45	102.255	ISCO	04/14/09 11:23	205.826	DH-76
03/07/09 12:00	113.133	ISCO	03/24/09 17:45	518.493	ISCO	04/14/09 12:00	210.945	ISCO
03/08/09 01:45	275.531	ISCO	03/24/09 19:45	1098.363	ISCO	04/14/09 14:30	175.417	ISCO
03/08/09 04:45	1423.149	ISCO	03/24/09 20:45	1170.285	ISCO	04/14/09 17:30	160.700	ISCO
03/08/09 05:28	2497.106	DH-76	03/24/09 22:45	1565.931	ISCO	04/14/09 20:30	146.594	ISCO
03/08/09 06:30	2618.502	ISCO	03/24/09 23:45	2096.420	ISCO	04/14/09 23:30	143.268	ISCO
03/08/09 07:30	3906.504	ISCO	03/25/09 02:45	2780.954	ISCO	04/15/09 02:30	125.998	ISCO
03/08/09 07:45	4243.873	ISCO	03/25/09 05:45	2965.928	ISCO	04/15/09 05:30	120.522	ISCO
03/08/09 08:30	4542.659	ISCO	03/25/09 08:45	1864.760	ISCO	04/15/09 08:30	93.085	ISCO
03/08/09 09:30	5289.314	ISCO	03/25/09 11:45	1260.506	ISCO	04/15/09 12:00	77.128	ISCO

**Table C5. (Continued)**

<i>Date/Time (CST)</i>	<i>SSC (mg/L)</i>	<i>Sampling Method</i>	<i>Date/Time (CST)</i>	<i>SSC (mg/L)</i>	<i>Sampling Method</i>	<i>Date/Time (CST)</i>	<i>SSC (mg/L)</i>	<i>Sampling Method</i>
04/16/09 12:00	40.107	ISCO	04/30/09 12:00	2505.979	ISCO	05/15/09 21:03	1439.571	ISCO
04/17/09 12:00	27.436	ISCO	04/30/09 13:30	2296.125	ISCO	05/15/09 21:04	1408.232	D-74
04/18/09 12:00	26.616	ISCO	04/30/09 16:00	2315.047	ISCO	05/15/09 21:17	1349.948	D-74
04/19/09 12:00	58.336	ISCO	04/30/09 16:30	2204.944	ISCO	05/15/09 21:19	1425.584	ISCO
04/19/09 14:30	239.254	ISCO	04/30/09 18:45	1978.862	ISCO	05/15/09 22:45	1150.701	ISCO
04/19/09 20:00	633.572	ISCO	04/30/09 19:30	1820.608	ISCO	05/16/09 01:45	820.567	ISCO
04/19/09 20:30	681.879	ISCO	04/30/09 22:30	1677.608	ISCO	05/16/09 04:45	738.331	ISCO
04/19/09 22:15	787.679	ISCO	05/01/09 00:45	1475.277	ISCO	05/16/09 07:45	818.737	ISCO
04/19/09 23:30	908.383	ISCO	05/01/09 01:30	1382.716	ISCO	05/16/09 10:45	913.056	ISCO
04/20/09 02:30	1303.556	ISCO	05/01/09 04:30	1099.993	ISCO	05/16/09 12:00	973.759	ISCO
04/20/09 05:30	1062.421	ISCO	05/01/09 06:23	978.030	DH-76	05/16/09 13:45	1044.964	ISCO
04/20/09 08:30	789.156	ISCO	05/01/09 06:25	918.763	ISCO	05/16/09 15:00	1168.925	ISCO
04/20/09 11:18	597.356	DH-76	05/01/09 07:30	863.272	ISCO	05/16/09 16:15	1351.261	ISCO
04/20/09 11:30	564.812	ISCO	05/01/09 10:30	714.992	ISCO	05/17/09 12:26	425.843	DH-76
04/20/09 12:00	534.930	ISCO	05/01/09 12:00	677.614	ISCO	05/19/09 09:53	149.656	DIP
04/20/09 14:30	425.498	ISCO	05/01/09 13:30	611.534	ISCO	05/19/09 12:00	175.820	ISCO
04/20/09 17:30	341.642	ISCO	05/01/09 16:30	519.350	ISCO	05/20/09 12:00	142.913	ISCO
04/20/09 20:30	280.883	ISCO	05/01/09 19:30	485.021	ISCO	05/21/09 12:00	92.809	ISCO
04/20/09 23:30	252.892	ISCO	05/01/09 22:30	439.841	ISCO	05/22/09 12:00	58.585	ISCO
04/21/09 02:30	245.113	ISCO	05/02/09 01:30	383.745	ISCO	05/23/09 12:00	49.763	ISCO
04/21/09 05:30	218.878	ISCO	05/02/09 04:30	339.304	ISCO	05/24/09 12:00	43.474	ISCO
04/21/09 08:30	214.806	ISCO	05/02/09 07:30	301.386	ISCO	05/25/09 12:00	51.549	ISCO
04/21/09 11:30	167.558	ISCO	05/02/09 10:30	269.938	ISCO	05/26/09 12:22	22.843	GRAB
04/21/09 12:00	165.166	ISCO	05/02/09 12:00	271.708	ISCO	05/27/09 12:00	57.883	ISCO
04/21/09 14:30	159.819	ISCO	05/05/09 11:18	72.413	DIP	05/28/09 12:00	41.263	ISCO
04/21/09 17:30	155.337	ISCO	05/06/09 12:00	53.998	ISCO	05/29/09 12:00	39.875	ISCO
04/21/09 20:30	153.823	ISCO	05/07/09 12:00	45.489	ISCO	05/30/09 12:00	67.145	ISCO
04/21/09 23:30	159.372	ISCO	05/08/09 12:00	43.531	ISCO	05/31/09 12:00	69.198	ISCO
04/22/09 02:30	139.042	ISCO	05/09/09 12:00	50.991	ISCO	06/01/09 12:00	224.528	ISCO
04/22/09 05:30	127.559	ISCO	05/10/09 12:00	43.823	ISCO	06/01/09 22:30	789.947	ISCO
04/22/09 08:30	97.318	ISCO	05/11/09 12:00	35.326	ISCO	06/02/09 01:30	2254.341	ISCO
04/22/09 11:30	82.805	ISCO	05/12/09 09:53	58.145	GRAB	06/02/09 04:30	1343.951	ISCO
04/22/09 12:00	78.335	ISCO	05/12/09 12:00	34.052	ISCO	06/02/09 07:30	534.619	ISCO
04/22/09 14:30	75.737	ISCO	05/13/09 10:45	155.297	ISCO	06/02/09 10:12	326.425	DH-76
04/22/09 17:30	72.400	ISCO	05/13/09 13:45	1195.640	ISCO	06/02/09 12:00	414.103	ISCO
04/22/09 20:30	77.837	ISCO	05/13/09 16:45	888.464	ISCO	06/02/09 13:00	414.501	ISCO
04/22/09 23:30	77.803	ISCO	05/13/09 19:45	715.874	ISCO	06/02/09 16:00	361.416	ISCO
04/27/09 13:13	61.912	DIP	05/13/09 22:45	640.622	ISCO	06/02/09 19:00	320.494	ISCO
04/27/09 19:30	179.297	ISCO	05/13/09 23:20	1138.291	DH-76	06/02/09 22:00	284.939	ISCO
04/27/09 22:00	1416.587	ISCO	05/14/09 01:45	1037.240	ISCO	06/03/09 01:00	305.537	ISCO
04/27/09 22:30	1337.854	ISCO	05/14/09 04:45	1512.670	ISCO	06/03/09 04:00	247.426	ISCO
04/28/09 00:15	1142.790	ISCO	05/14/09 07:45	1858.268	ISCO	06/03/09 07:00	207.915	ISCO
04/28/09 01:30	1264.732	ISCO	05/14/09 08:33	1824.021	ISCO	06/03/09 10:00	135.050	ISCO
04/28/09 04:30	1561.771	ISCO	05/14/09 08:34	1867.895	DH-76	06/03/09 12:00	106.226	ISCO
04/28/09 07:30	1343.327	ISCO	05/14/09 08:47	1883.720	DH-76	06/04/09 12:00	66.365	ISCO
04/28/09 10:46	946.886	DH-76	05/14/09 08:48	1856.837	ISCO	06/05/09 12:00	51.416	ISCO
04/28/09 12:00	799.932	ISCO	05/14/09 10:45	2021.610	ISCO	06/06/09 12:00	94.493	ISCO
04/28/09 13:30	689.079	ISCO	05/14/09 12:00	1774.995	ISCO	06/07/09 12:00	81.699	ISCO
04/28/09 16:30	510.435	ISCO	05/14/09 13:45	1286.658	ISCO	06/08/09 12:00	93.491	ISCO
04/28/09 19:30	401.502	ISCO	05/14/09 16:45	764.896	ISCO	06/09/09 10:20	59.672	GRAB
04/28/09 22:30	453.438	ISCO	05/14/09 19:45	544.599	ISCO	06/09/09 12:00	58.271	ISCO
04/29/09 01:30	297.961	ISCO	05/14/09 22:45	417.817	ISCO	06/10/09 12:00	94.528	ISCO
04/29/09 04:30	258.860	ISCO	05/15/09 01:45	338.471	ISCO	06/11/09 12:00	92.882	ISCO
04/29/09 07:30	229.351	ISCO	05/15/09 04:45	297.982	ISCO	06/12/09 12:00	82.498	ISCO
04/29/09 10:30	195.420	ISCO	05/15/09 07:45	669.019	ISCO	06/13/09 12:00	77.561	ISCO
04/29/09 12:00	167.717	ISCO	05/15/09 08:30	1451.704	ISCO	06/14/09 12:00	88.081	ISCO
04/29/09 13:30	163.738	ISCO	05/15/09 08:45	2199.941	ISCO	06/15/09 12:00	92.777	ISCO
04/29/09 16:30	149.403	ISCO	05/15/09 09:00	3432.656	ISCO	06/16/09 12:00	101.060	ISCO
04/29/09 19:30	146.096	ISCO	05/15/09 09:15	4526.336	ISCO	06/17/09 10:08	64.449	GRAB
04/29/09 22:30	133.360	ISCO	05/15/09 09:30	5710.028	ISCO	06/17/09 12:00	53.712	ISCO
04/30/09 01:30	139.142	ISCO	05/15/09 10:00	5140.156	ISCO	06/18/09 05:15	709.194	ISCO
04/30/09 03:45	675.102	ISCO	05/15/09 10:56	4826.474	DH-76	06/18/09 06:00	1766.067	ISCO
04/30/09 04:30	2882.019	ISCO	05/15/09 11:30	3061.405	ISCO	06/18/09 07:00	3879.557	ISCO
04/30/09 05:00	4661.766	ISCO	05/15/09 12:00	2637.810	ISCO	06/18/09 08:15	3461.196	ISCO
04/30/09 06:15	4992.510	ISCO	05/15/09 13:45	1843.425	ISCO	06/18/09 11:15	1346.722	ISCO
04/30/09 07:30	3612.106	ISCO	05/15/09 16:45	1799.721	ISCO	06/18/09 12:00	1328.270	ISCO
04/30/09 10:30	3177.607	ISCO	05/15/09 19:45	1571.502	ISCO	06/18/09 14:15	3188.350	ISCO

**Table C5. (Continued)**

<i>Date/Time (CST)</i>	<i>SSC (mg/L)</i>	<i>Sampling Method</i>	<i>Date/Time (CST)</i>	<i>SSC (mg/L)</i>	<i>Sampling Method</i>	<i>Date/Time (CST)</i>	<i>SSC (mg/L)</i>	<i>Sampling Method</i>
06/18/09 17:15	2686.621	ISCO	07/08/09 19:45	1366.572	ISCO	08/19/09 17:30	2883.831	ISCO
06/18/09 20:15	1885.021	ISCO	07/08/09 21:00	1766.952	ISCO	08/19/09 18:45	2288.729	ISCO
06/18/09 23:15	1284.211	ISCO	07/09/09 00:00	1557.441	ISCO	08/19/09 21:45	1355.938	ISCO
06/19/09 02:15	782.775	ISCO	07/09/09 03:00	949.639	ISCO	08/20/09 00:45	1588.856	ISCO
06/19/09 05:15	521.228	ISCO	07/09/09 06:00	602.389	ISCO	08/20/09 03:30	1049.339	ISCO
06/19/09 08:15	400.206	ISCO	07/09/09 09:00	435.119	ISCO	08/20/09 03:45	1039.159	ISCO
06/19/09 11:15	337.699	ISCO	07/09/09 12:00	322.044	ISCO	08/20/09 06:45	835.857	ISCO
06/19/09 12:00	340.213	ISCO	07/09/09 15:00	240.537	ISCO	08/20/09 09:45	771.704	ISCO
06/19/09 14:15	336.709	ISCO	07/10/09 12:00	108.210	ISCO	08/20/09 12:00	584.227	ISCO
06/19/09 17:15	714.886	ISCO	07/10/09 20:00	195.467	ISCO	08/20/09 12:45	537.695	ISCO
06/19/09 17:45	2762.957	ISCO	07/10/09 23:00	155.564	ISCO	08/20/09 15:45	356.439	ISCO
06/19/09 18:30	3934.077	ISCO	07/11/09 02:00	192.053	ISCO	08/20/09 18:45	264.495	ISCO
06/19/09 20:15	3218.815	ISCO	07/11/09 05:00	201.599	ISCO	08/20/09 21:45	236.128	ISCO
06/19/09 21:45	2299.095	ISCO	07/11/09 12:00	150.412	ISCO	08/21/09 00:45	201.588	ISCO
06/19/09 23:00	3207.259	ISCO	07/12/09 12:00	72.661	ISCO	08/21/09 03:45	171.023	ISCO
06/19/09 23:15	3290.229	ISCO	07/13/09 12:00	53.328	ISCO	08/21/09 06:45	147.337	ISCO
06/22/09 12:26	196.309	DH-76	07/14/09 10:24	47.877	GRAB	08/21/09 09:45	114.765	ISCO
06/22/09 15:30	200.232	ISCO	07/14/09 12:00	50.829	ISCO	08/21/09 12:00	86.275	ISCO
06/22/09 18:30	195.278	ISCO	07/15/09 05:00	111.463	ISCO	08/21/09 12:45	104.113	ISCO
06/22/09 21:30	161.017	ISCO	07/15/09 08:00	120.748	ISCO	08/21/09 15:45	81.005	ISCO
06/23/09 00:30	153.821	ISCO	07/15/09 11:00	94.843	ISCO	08/25/09 08:56	58.635	GRAB
06/23/09 03:30	162.263	ISCO	07/15/09 12:00	84.199	ISCO	08/28/09 12:00	48.008	ISCO
06/23/09 06:30	155.706	ISCO	07/15/09 14:00	71.869	ISCO	08/29/09 12:00	15.590	ISCO
06/23/09 09:30	156.505	ISCO	07/15/09 17:00	56.521	ISCO	09/02/09 08:53	54.286	GRAB
06/23/09 12:00	154.204	ISCO	07/16/09 12:00	41.730	ISCO	09/02/09 12:00	59.562	ISCO
06/23/09 12:30	151.120	ISCO	07/17/09 12:00	32.063	ISCO	09/03/09 12:00	59.991	ISCO
06/23/09 15:30	139.355	ISCO	07/20/09 10:40	65.249	GRAB	09/04/09 12:00	43.031	ISCO
06/23/09 18:30	138.227	ISCO	07/20/09 12:00	42.183	ISCO	09/05/09 12:00	41.382	ISCO
06/23/09 21:30	127.304	ISCO	07/21/09 12:00	46.860	ISCO	09/06/09 12:00	21.618	ISCO
06/24/09 12:00	113.339	ISCO	07/22/09 12:00	51.463	ISCO	09/07/09 12:00	47.796	ISCO
06/25/09 12:00	92.949	ISCO	07/23/09 12:00	36.659	ISCO	09/09/09 08:16	40.035	GRAB
06/26/09 12:00	104.108	ISCO	07/25/09 01:15	365.159	ISCO	09/15/09 07:42	70.954	GRAB
06/27/09 12:00	78.844	ISCO	07/25/09 04:15	434.037	ISCO	09/15/09 12:00	31.254	ISCO
06/27/09 20:30	450.433	ISCO	07/25/09 07:15	551.188	ISCO	09/16/09 12:00	35.335	ISCO
06/27/09 23:30	1375.346	ISCO	07/25/09 10:15	281.956	ISCO	09/21/09 12:00	23.246	ISCO
06/28/09 02:30	1076.058	ISCO	07/25/09 12:00	266.947	ISCO	09/21/09 13:40	68.427	GRAB
06/28/09 05:30	2851.072	ISCO	07/25/09 13:15	292.292	ISCO	09/22/09 12:00	69.874	ISCO
06/28/09 08:30	1922.433	ISCO	07/25/09 19:15	254.441	ISCO	09/23/09 12:00	90.120	ISCO
06/28/09 10:46	1937.758	DH-76	07/25/09 22:15	222.739	ISCO	09/24/09 12:00	65.950	ISCO
06/28/09 11:30	1648.866	ISCO	07/26/09 12:00	65.166	ISCO	09/25/09 12:00	48.451	ISCO
06/28/09 12:00	1498.832	ISCO	07/27/09 10:23	29.315	GRAB	09/26/09 12:00	37.360	ISCO
06/28/09 14:30	952.298	ISCO	07/27/09 12:00	29.083	ISCO	09/27/09 12:00	50.094	ISCO
06/28/09 17:30	576.346	ISCO	07/28/09 12:00	26.675	ISCO	09/28/09 08:31	55.340	GRAB
06/28/09 20:30	402.407	ISCO	08/04/09 09:42	171.109	GRAB	09/29/09 12:00	22.517	ISCO
06/28/09 23:30	274.971	ISCO	08/04/09 12:00	222.229	ISCO	09/30/09 12:00	15.802	ISCO
06/29/09 02:30	233.547	ISCO	08/05/09 12:00	41.287	ISCO	10/01/09 12:00	35.683	ISCO
06/29/09 05:30	209.758	ISCO	08/07/09 16:15	305.244	ISCO	10/02/09 12:00	18.820	ISCO
06/29/09 08:30	187.623	ISCO	08/07/09 19:15	626.356	ISCO	10/03/09 12:00	16.324	ISCO
06/29/09 11:30	163.591	ISCO	08/07/09 22:15	424.306	ISCO	10/04/09 12:00	26.190	ISCO
06/29/09 11:36	159.254	DIP	08/08/09 01:15	253.495	ISCO	10/05/09 12:00	8.959	ISCO
06/29/09 12:00	165.694	ISCO	08/08/09 04:15	247.608	ISCO	10/06/09 08:57	15.058	GRAB
06/30/09 12:00	108.357	ISCO	08/08/09 07:15	274.493	ISCO	10/06/09 12:00	26.621	ISCO
07/01/09 12:00	75.753	ISCO	08/08/09 10:15	200.664	ISCO	10/13/09 10:46	39.452	GRAB
07/02/09 12:00	62.806	ISCO	08/08/09 12:00	133.294	ISCO	10/13/09 12:00	76.486	ISCO
07/03/09 12:00	44.948	ISCO	08/08/09 13:15	114.311	ISCO	10/14/09 12:00	56.619	ISCO
07/04/09 12:00	101.448	ISCO	08/08/09 16:15	98.549	ISCO	10/15/09 12:00	70.012	ISCO
07/04/09 20:45	162.127	ISCO	08/08/09 19:15	88.393	ISCO	10/16/09 12:00	38.452	ISCO
07/04/09 23:45	159.893	ISCO	08/08/09 22:15	94.458	ISCO	10/17/09 12:00	30.212	ISCO
07/05/09 02:45	197.104	ISCO	08/09/09 12:00	53.005	ISCO	10/18/09 12:00	54.355	ISCO
07/05/09 05:45	176.107	ISCO	08/10/09 12:00	20.146	ISCO	10/19/09 08:52	80.078	GRAB
07/05/09 08:45	155.054	ISCO	08/11/09 09:50	19.491	GRAB	10/22/09 12:00	80.555	ISCO
07/05/09 12:00	121.551	ISCO	08/17/09 12:00	116.173	ISCO	10/22/09 19:15	34.172	ISCO
07/06/09 12:00	57.074	ISCO	08/18/09 12:00	26.420	ISCO	10/23/09 01:15	415.191	ISCO
07/07/09 09:06	46.312	GRAB	08/18/09 12:47	19.828	GRAB	10/23/09 04:15	387.331	ISCO
07/07/09 12:00	42.063	ISCO	08/19/09 15:45	762.145	ISCO	10/23/09 07:15	533.525	ISCO
07/08/09 12:00	227.646	ISCO	08/19/09 16:00	2046.022	ISCO	10/23/09 09:46	250.897	DH-76
07/08/09 18:00	265.693	ISCO	08/19/09 16:30	2762.704	ISCO	10/23/09 10:15	286.862	ISCO



**Table C5. (Continued)**

<i>Date/Time (CST)</i>	<i>SSC (mg/L)</i>	<i>Sampling Method</i>	<i>Date/Time (CST)</i>	<i>SSC (mg/L)</i>	<i>Sampling Method</i>	<i>Date/Time (CST)</i>	<i>SSC (mg/L)</i>	<i>Sampling Method</i>
10/23/09 13:15	317.972	ISCO	11/12/09 12:00	53.546	ISCO	12/23/09 21:15	422.064	ISCO
10/23/09 16:15	281.819	ISCO	11/13/09 12:00	37.233	ISCO	12/24/09 00:15	470.775	ISCO
10/23/09 19:15	156.639	ISCO	11/14/09 12:00	60.331	ISCO	12/24/09 03:15	443.570	ISCO
10/23/09 22:15	134.798	ISCO	11/15/09 12:00	74.688	ISCO	12/24/09 06:15	535.244	ISCO
10/24/09 01:15	109.872	ISCO	11/16/09 12:00	108.997	ISCO	12/24/09 07:59	539.187	DH-76
10/24/09 04:15	118.472	ISCO	11/17/09 07:30	188.918	ISCO	12/24/09 09:15	546.594	ISCO
10/24/09 07:15	123.759	ISCO	11/17/09 10:30	162.281	ISCO	12/24/09 12:00	473.572	ISCO
10/24/09 10:15	107.872	ISCO	11/17/09 11:12	92.491	DIP	12/24/09 12:15	472.107	ISCO
10/24/09 12:00	72.502	ISCO	11/17/09 12:00	147.379	ISCO	12/24/09 15:15	420.274	ISCO
10/24/09 13:15	99.719	ISCO	11/17/09 14:00	363.802	ISCO	12/24/09 18:15	917.857	ISCO
10/24/09 16:15	99.832	ISCO	11/17/09 17:00	294.213	ISCO	12/24/09 20:00	1227.898	ISCO
10/24/09 19:15	103.548	ISCO	11/17/09 20:00	250.273	ISCO	12/24/09 21:15	1530.448	ISCO
10/24/09 22:15	98.548	ISCO	11/17/09 23:00	253.291	ISCO	12/24/09 22:30	1792.416	ISCO
10/26/09 10:23	115.858	DH-76	11/18/09 02:00	237.648	ISCO	12/24/09 23:45	2002.599	ISCO
10/26/09 12:00	106.622	ISCO	11/18/09 05:00	204.803	ISCO	12/25/09 00:15	2004.516	ISCO
10/26/09 13:15	113.163	ISCO	11/18/09 08:00	176.487	ISCO	12/25/09 02:15	2007.840	ISCO
10/26/09 16:15	165.430	ISCO	11/18/09 09:06	119.206	DH-76	12/25/09 03:15	2101.048	ISCO
10/26/09 19:15	143.534	ISCO	11/18/09 09:30	150.695	ISCO	12/25/09 06:15	1861.086	ISCO
10/26/09 22:15	221.051	ISCO	11/18/09 12:00	132.267	ISCO	12/25/09 09:15	1666.494	ISCO
10/27/09 01:15	97.908	ISCO	11/18/09 12:30	127.989	ISCO	12/25/09 12:00	1432.124	ISCO
10/27/09 04:15	115.967	ISCO	11/18/09 15:30	147.342	ISCO	12/25/09 12:15	1396.759	ISCO
10/27/09 07:15	96.161	ISCO	11/18/09 18:30	114.576	ISCO	12/25/09 15:15	1196.633	ISCO
10/27/09 10:29	49.533	DIP	11/18/09 21:30	126.639	ISCO	12/25/09 18:15	990.761	ISCO
10/27/09 12:00	44.328	ISCO	11/19/09 00:30	122.679	ISCO	12/29/09 14:10	101.435	DIP
10/28/09 12:00	30.885	ISCO	11/19/09 03:30	97.073	ISCO	01/05/10 10:59	99.150	GRAB
10/29/09 12:00	36.702	ISCO	11/20/09 12:00	88.092	ISCO	01/12/10 11:03	45.564	GRAB
10/29/09 19:00	370.419	ISCO	11/21/09 12:00	49.950	ISCO	01/20/10 09:56	84.491	GRAB
10/29/09 20:00	1890.738	ISCO	11/22/09 12:00	32.093	ISCO	01/24/10 12:35	2513.392	DH-76
10/29/09 20:45	1876.094	ISCO	11/23/09 12:00	58.681	ISCO	01/24/10 12:45	2386.445	ISCO
10/29/09 22:00	1590.080	ISCO	11/24/09 09:01	86.188	GRAB	01/24/10 15:45	2131.590	ISCO
10/30/09 01:00	1460.057	ISCO	11/24/09 12:00	56.444	ISCO	01/24/10 18:45	1939.553	ISCO
10/30/09 04:00	1120.630	ISCO	11/24/09 16:00	88.293	ISCO	01/24/10 21:45	1712.500	ISCO
10/30/09 04:52	1006.233	DH-76	11/24/09 19:00	267.447	ISCO	01/24/10 23:30	1599.143	ISCO
10/30/09 07:00	815.706	ISCO	11/24/09 22:00	264.126	ISCO	01/25/10 00:45	1506.014	ISCO
10/30/09 10:00	803.355	ISCO	11/25/09 01:00	241.287	ISCO	01/25/10 03:00	1352.556	ISCO
10/30/09 12:00	815.220	ISCO	11/25/09 04:00	349.546	ISCO	01/25/10 03:45	1279.342	ISCO
10/30/09 13:00	759.245	ISCO	11/25/09 07:00	297.520	ISCO	01/25/10 06:45	1073.681	ISCO
10/30/09 14:22	716.327	ISCO	11/25/09 10:00	236.237	ISCO	01/25/10 09:45	888.278	ISCO
10/30/09 14:23	706.472	DH-76	11/25/09 12:00	202.892	ISCO	01/25/10 11:07	859.921	DH-76
10/30/09 14:35	697.517	DH-76	11/25/09 13:00	185.931	ISCO	01/25/10 12:00	754.915	ISCO
10/30/09 14:36	686.802	ISCO	11/25/09 16:00	157.780	ISCO	01/25/10 12:45	735.759	ISCO
10/30/09 16:00	632.931	ISCO	11/25/09 19:00	127.595	ISCO	01/25/10 15:45	606.326	ISCO
10/30/09 19:00	528.184	ISCO	11/25/09 22:00	110.137	ISCO	01/25/10 18:45	534.592	ISCO
10/30/09 22:00	482.735	ISCO	11/26/09 01:00	95.284	ISCO	01/25/10 21:45	477.943	ISCO
10/31/09 01:00	387.356	ISCO	11/26/09 04:00	100.816	ISCO	01/26/10 00:45	417.107	ISCO
10/31/09 04:00	316.360	ISCO	11/26/09 07:00	86.867	ISCO	01/26/10 10:38	269.088	DIP
10/31/09 07:00	373.406	ISCO	11/26/09 10:00	75.163	ISCO	02/02/10 11:01	151.407	GRAB
10/31/09 08:02	248.488	DH-76	11/26/09 12:00	68.033	ISCO	02/09/10 10:41	67.739	GRAB
10/31/09 08:15	244.583	ISCO	11/26/09 13:00	67.502	ISCO	02/16/10 10:41	47.779	GRAB
10/31/09 11:15	217.463	ISCO	11/26/09 16:00	59.331	ISCO	02/23/10 09:51	12.206	GRAB
10/31/09 12:00	207.178	ISCO	11/26/09 19:00	90.048	ISCO	03/02/10 09:40	42.277	GRAB
10/31/09 14:15	190.644	ISCO	11/26/09 22:00	69.279	ISCO	03/09/10 11:21	167.551	DIP
10/31/09 17:15	177.747	ISCO	11/27/09 01:00	104.116	ISCO	03/09/10 12:00	173.853	ISCO
10/31/09 20:15	205.582	ISCO	11/27/09 04:00	63.881	ISCO	03/09/10 17:15	247.333	ISCO
10/31/09 23:15	204.826	ISCO	12/01/09 10:22	63.034	GRAB	03/09/10 20:15	391.778	ISCO
11/02/09 12:00	152.750	ISCO	12/01/09 12:00	52.662	ISCO	03/09/10 23:15	655.577	ISCO
11/03/09 11:33	82.052	GRAB	12/02/09 12:00	53.823	ISCO	03/10/10 02:15	1184.441	ISCO
11/03/09 12:00	59.459	ISCO	12/03/09 12:00	69.884	ISCO	03/10/10 05:15	1828.875	ISCO
11/04/09 12:00	87.330	ISCO	12/04/09 12:00	76.076	ISCO	03/10/10 08:15	2085.879	ISCO
11/05/09 12:00	180.936	ISCO	12/05/09 12:00	96.814	ISCO	03/10/10 11:15	1830.710	ISCO
11/06/09 12:00	144.902	ISCO	12/06/09 12:00	87.968	ISCO	03/10/10 12:00	1686.462	ISCO
11/07/09 12:00	108.133	ISCO	12/07/09 12:00	62.587	ISCO	03/10/10 14:15	1366.519	ISCO
11/08/09 12:00	66.033	ISCO	12/08/09 10:50	95.365	GRAB	03/10/10 15:53	1216.442	ISCO
11/09/09 12:00	117.284	ISCO	12/15/09 10:50	50.336	GRAB	03/10/10 15:54	1244.617	DH-76
11/10/09 10:38	78.823	GRAB	12/21/09 10:29	89.394	GRAB	03/10/10 16:06	1260.685	DH-76
11/10/09 12:00	51.941	ISCO	12/23/09 12:00	93.424	ISCO	03/10/10 16:07	1206.097	ISCO
11/11/09 12:00	43.848	ISCO	12/23/09 18:15	124.173	ISCO	03/10/10 17:15	1117.394	ISCO

**Table C5. (Continued)**

<i>Date/Time (CST)</i>	<i>SSC (mg/L)</i>	<i>Sampling Method</i>	<i>Date/Time (CST)</i>	<i>SSC (mg/L)</i>	<i>Sampling Method</i>	<i>Date/Time (CST)</i>	<i>SSC (mg/L)</i>	<i>Sampling Method</i>
03/10/10 20:15	900.545	ISCO	04/03/10 10:00	143.808	ISCO	05/02/10 12:00	43.095	ISCO
03/10/10 23:15	737.735	ISCO	04/03/10 12:00	157.872	ISCO	05/03/10 12:00	52.945	ISCO
03/11/10 02:15	627.915	ISCO	04/03/10 13:00	147.566	ISCO	05/04/10 10:01	78.870	GRAB
03/11/10 05:15	539.439	ISCO	04/03/10 16:00	128.025	ISCO	05/04/10 12:00	46.905	ISCO
03/11/10 08:15	473.424	ISCO	04/03/10 19:00	127.552	ISCO	05/05/10 12:00	56.987	ISCO
03/11/10 09:53	447.847	DH-76	04/03/10 22:00	134.342	ISCO	05/06/10 12:00	59.434	ISCO
03/11/10 11:15	410.099	ISCO	04/04/10 01:00	90.562	ISCO	05/07/10 12:00	166.286	ISCO
03/11/10 12:00	402.325	ISCO	04/04/10 04:00	91.323	ISCO	05/07/10 12:15	166.373	ISCO
03/11/10 14:15	383.847	ISCO	04/04/10 07:00	81.683	ISCO	05/07/10 15:00	468.489	ISCO
03/11/10 17:15	373.600	ISCO	04/04/10 12:00	50.424	ISCO	05/07/10 15:15	522.995	ISCO
03/11/10 20:15	367.713	ISCO	04/05/10 12:00	41.107	ISCO	05/07/10 18:15	1376.118	ISCO
03/11/10 23:15	362.540	ISCO	04/06/10 10:20	42.625	GRAB	05/07/10 21:15	1487.783	ISCO
03/12/10 02:15	342.917	ISCO	04/06/10 12:00	50.698	ISCO	05/08/10 00:15	931.216	ISCO
03/12/10 05:15	313.797	ISCO	04/07/10 06:30	176.079	ISCO	05/08/10 03:15	581.994	ISCO
03/12/10 08:15	289.635	ISCO	04/07/10 12:00	367.877	ISCO	05/08/10 06:15	394.141	ISCO
03/12/10 12:00	268.445	ISCO	04/07/10 12:30	367.369	ISCO	05/08/10 09:15	309.607	ISCO
03/12/10 23:30	460.361	ISCO	04/07/10 15:30	427.468	ISCO	05/08/10 12:00	236.499	ISCO
03/13/10 02:30	1300.610	ISCO	04/07/10 21:30	370.294	ISCO	05/08/10 12:15	230.412	ISCO
03/13/10 03:45	2339.816	ISCO	04/08/10 00:30	284.044	ISCO	05/08/10 15:15	190.393	ISCO
03/13/10 04:45	3088.388	ISCO	04/08/10 03:30	218.279	ISCO	05/08/10 18:15	153.011	ISCO
03/13/10 05:30	3270.639	ISCO	04/08/10 06:30	183.620	ISCO	05/08/10 21:15	134.706	ISCO
03/13/10 06:45	3562.952	ISCO	04/08/10 08:53	156.432	DH-76	05/09/10 00:15	113.441	ISCO
03/13/10 08:30	3923.469	ISCO	04/08/10 09:00	139.642	ISCO	05/09/10 12:00	143.102	ISCO
03/13/10 12:00	4318.205	ISCO	04/08/10 12:00	105.818	ISCO	05/10/10 12:00	226.381	ISCO
03/13/10 14:30	3777.101	ISCO	04/08/10 12:15	104.069	ISCO	05/11/10 07:23	1128.190	DH-76
03/13/10 17:30	3069.506	ISCO	04/09/10 12:00	46.796	ISCO	05/11/10 07:45	1248.989	ISCO
03/13/10 20:30	2373.427	ISCO	04/10/10 12:00	52.256	ISCO	05/11/10 10:45	1744.100	ISCO
03/13/10 23:30	1776.143	ISCO	04/11/10 12:00	52.550	ISCO	05/11/10 12:00	1740.092	ISCO
03/14/10 02:30	1403.679	ISCO	04/13/10 08:46	46.359	GRAB	05/11/10 13:45	1726.227	ISCO
03/14/10 09:43	1028.037	DH-76	04/13/10 12:00	39.050	ISCO	05/11/10 16:45	1101.688	ISCO
03/14/10 10:00	982.025	ISCO	04/15/10 12:00	47.398	ISCO	05/11/10 19:45	739.129	ISCO
03/14/10 12:00	863.216	ISCO	04/16/10 12:00	29.105	ISCO	05/11/10 22:45	529.673	ISCO
03/14/10 13:00	822.572	ISCO	04/17/10 12:00	24.447	ISCO	05/12/10 01:45	411.758	ISCO
03/14/10 16:00	757.030	ISCO	04/18/10 12:00	36.810	ISCO	05/12/10 04:45	330.723	ISCO
03/14/10 19:00	670.996	ISCO	04/19/10 12:00	35.678	ISCO	05/12/10 07:45	295.739	ISCO
03/14/10 22:00	643.140	ISCO	04/20/10 12:00	15.913	ISCO	05/12/10 08:55	295.218	DH-76
03/15/10 01:00	576.499	ISCO	04/21/10 10:12	37.085	GRAB	05/12/10 12:00	233.448	ISCO
03/15/10 10:45	477.624	DH-76	04/21/10 12:00	31.562	ISCO	05/13/10 03:15	1121.605	ISCO
03/15/10 12:00	414.473	ISCO	04/22/10 12:00	49.847	ISCO	05/13/10 04:00	4817.892	ISCO
03/16/10 09:33	230.230	DH-76	04/23/10 12:00	46.377	ISCO	05/13/10 04:15	7696.831	ISCO
03/16/10 12:00	262.319	ISCO	04/24/10 12:00	23.931	ISCO	05/13/10 04:26	8576.462	DH-76
03/17/10 12:00	160.905	ISCO	04/24/10 19:15	193.451	ISCO	05/13/10 04:30	7885.006	ISCO
03/18/10 12:00	129.211	ISCO	04/25/10 01:00	802.034	ISCO	05/13/10 04:45	7509.495	ISCO
03/19/10 12:00	140.901	ISCO	04/25/10 01:15	815.977	ISCO	05/13/10 05:30	7052.617	ISCO
03/20/10 12:00	107.100	ISCO	04/25/10 04:15	1281.099	ISCO	05/13/10 06:15	4424.918	ISCO
03/21/10 12:00	108.625	ISCO	04/25/10 07:15	1681.052	ISCO	05/13/10 07:45	2442.412	ISCO
03/21/10 21:00	265.013	ISCO	04/25/10 10:15	1339.197	ISCO	05/13/10 09:15	1837.007	ISCO
03/22/10 00:00	270.926	ISCO	04/25/10 13:15	1152.342	ISCO	05/13/10 12:00	1681.860	ISCO
03/22/10 03:00	295.049	ISCO	04/25/10 16:15	907.811	ISCO	05/13/10 12:15	1748.553	ISCO
03/22/10 06:00	281.549	ISCO	04/25/10 19:15	657.595	ISCO	05/13/10 15:15	1631.693	ISCO
03/22/10 09:00	231.604	ISCO	04/25/10 22:15	545.596	ISCO	05/13/10 18:15	1302.220	ISCO
03/22/10 12:00	188.604	ISCO	04/26/10 01:15	458.872	ISCO	05/13/10 21:15	1202.288	ISCO
03/23/10 12:00	93.288	ISCO	04/26/10 04:15	406.017	ISCO	05/14/10 00:15	1310.004	ISCO
03/24/10 10:49	77.211	GRAB	04/26/10 07:15	322.817	ISCO	05/14/10 01:30	1395.477	ISCO
03/24/10 12:00	82.554	ISCO	04/26/10 10:15	272.445	ISCO	05/14/10 02:30	1650.830	ISCO
03/25/10 12:00	126.062	ISCO	04/26/10 10:49	257.415	DH-76	05/14/10 03:15	1881.561	ISCO
03/26/10 12:00	89.530	ISCO	04/26/10 12:00	248.604	ISCO	05/14/10 04:30	1868.597	ISCO
03/27/10 12:00	95.347	ISCO	04/26/10 14:00	221.849	ISCO	05/14/10 06:15	1685.396	ISCO
03/28/10 12:00	116.640	ISCO	04/26/10 17:00	203.687	ISCO	05/14/10 08:40	1237.906	ISCO
03/29/10 12:00	55.510	ISCO	04/26/10 20:00	195.327	ISCO	05/14/10 08:45	1231.572	ISCO
03/30/10 09:56	64.626	GRAB	04/26/10 23:00	175.132	ISCO	05/14/10 11:45	934.974	ISCO
03/30/10 12:00	33.620	ISCO	04/27/10 10:34	107.748	DIP	05/14/10 12:00	915.112	ISCO
03/31/10 12:00	30.431	ISCO	04/27/10 12:00	107.709	ISCO	05/14/10 14:45	746.711	ISCO
04/01/10 12:00	38.587	ISCO	04/28/10 12:00	69.575	ISCO	05/14/10 17:45	639.508	ISCO
04/02/10 12:00	28.574	ISCO	04/29/10 12:00	59.433	ISCO	05/14/10 20:45	574.273	ISCO
04/03/10 04:00	179.665	ISCO	04/30/10 12:00	48.522	ISCO	05/14/10 23:45	514.275	ISCO
04/03/10 07:00	146.283	ISCO	05/01/10 12:00	58.096	ISCO	05/15/10 02:45	454.487	ISCO

**Table C5. (Continued)**

<i>Date/Time (CST)</i>	<i>SSC (mg/L)</i>	<i>Sampling Method</i>	<i>Date/Time (CST)</i>	<i>SSC (mg/L)</i>	<i>Sampling Method</i>	<i>Date/Time (CST)</i>	<i>SSC (mg/L)</i>	<i>Sampling Method</i>
05/15/10 12:00	333.741	ISCO	06/05/10 09:15	661.142	ISCO	06/19/10 19:45	937.622	ISCO
05/16/10 12:00	195.781	ISCO	06/05/10 12:00	575.525	ISCO	06/19/10 20:15	900.247	ISCO
05/17/10 10:00	477.461	ISCO	06/05/10 12:15	608.031	ISCO	06/19/10 22:15	834.224	ISCO
05/17/10 11:30	612.683	ISCO	06/05/10 15:15	466.638	ISCO	06/19/10 23:15	755.611	ISCO
05/17/10 12:00	609.379	ISCO	06/05/10 18:15	433.155	ISCO	06/20/10 02:15	578.776	ISCO
05/17/10 14:30	555.844	ISCO	06/05/10 21:15	483.760	ISCO	06/20/10 05:15	484.796	ISCO
05/18/10 09:04	203.520	DH-76	06/05/10 23:00	1523.741	ISCO	06/20/10 07:09	448.815	DH-76
05/18/10 12:00	190.612	ISCO	06/06/10 00:15	1688.821	ISCO	06/20/10 12:00	333.217	ISCO
05/19/10 12:00	108.273	ISCO	06/06/10 01:00	1753.568	ISCO	06/21/10 12:00	271.010	ISCO
05/20/10 12:00	135.848	ISCO	06/06/10 02:00	2757.210	ISCO	06/21/10 12:16	240.993	DH-76
05/21/10 12:00	156.271	ISCO	06/06/10 03:15	3011.677	ISCO	06/22/10 08:15	941.150	ISCO
05/21/10 12:15	220.446	ISCO	06/06/10 06:15	2096.570	ISCO	06/22/10 08:30	1544.950	ISCO
05/21/10 15:15	91.470	ISCO	06/06/10 09:00	1693.745	ISCO	06/22/10 09:00	1869.480	ISCO
05/21/10 18:15	140.374	ISCO	06/06/10 09:15	1685.008	ISCO	06/22/10 09:30	2464.587	ISCO
05/21/10 21:15	206.605	ISCO	06/08/10 09:42	156.489	DIP	06/22/10 10:15	2132.226	ISCO
05/22/10 00:15	220.183	ISCO	06/08/10 12:00	185.169	ISCO	06/22/10 11:30	1506.460	ISCO
05/22/10 03:15	275.583	ISCO	06/09/10 12:00	133.249	ISCO	06/22/10 12:00	1247.571	ISCO
05/22/10 06:15	359.212	ISCO	06/11/10 12:00	102.437	ISCO	06/22/10 14:30	600.539	ISCO
05/22/10 12:00	179.004	ISCO	06/12/10 12:00	95.262	ISCO	06/22/10 15:45	512.686	ISCO
05/23/10 12:00	217.939	ISCO	06/12/10 14:45	573.711	ISCO	06/22/10 16:45	513.479	ISCO
05/24/10 12:00	127.954	ISCO	06/13/10 12:00	537.385	ISCO	06/22/10 17:30	508.016	ISCO
05/25/10 10:41	83.084	DIP	06/13/10 13:15	834.500	ISCO	06/22/10 18:45	538.874	ISCO
05/26/10 21:15	374.143	ISCO	06/13/10 15:00	1547.119	ISCO	06/22/10 20:30	454.907	ISCO
05/26/10 23:45	781.736	ISCO	06/13/10 16:15	1317.334	ISCO	06/22/10 23:30	408.875	ISCO
05/27/10 00:15	948.488	ISCO	06/13/10 18:15	1146.573	ISCO	06/23/10 02:30	343.323	ISCO
05/27/10 03:15	1371.095	ISCO	06/13/10 19:15	1464.376	ISCO	06/23/10 12:00	191.334	ISCO
05/27/10 06:15	771.477	ISCO	06/13/10 22:15	1762.753	ISCO	06/23/10 18:30	2225.298	ISCO
05/27/10 09:15	420.000	ISCO	06/14/10 01:15	1769.546	ISCO	06/23/10 18:45	2742.258	ISCO
05/27/10 12:00	346.913	ISCO	06/14/10 04:15	1255.827	ISCO	06/23/10 19:15	3767.618	ISCO
05/27/10 12:15	301.189	ISCO	06/14/10 07:15	899.693	ISCO	06/23/10 19:45	3258.428	ISCO
05/28/10 12:00	287.103	ISCO	06/14/10 09:00	929.712	ISCO	06/23/10 20:45	2461.731	ISCO
05/31/10 12:00	146.437	ISCO	06/14/10 10:15	838.815	ISCO	06/23/10 21:30	1909.063	ISCO
06/02/10 00:11	453.754	DIP	06/14/10 12:00	807.244	ISCO	06/24/10 00:15	2032.641	ISCO
06/02/10 01:15	916.777	ISCO	06/14/10 13:15	972.109	ISCO	06/24/10 00:30	2322.582	ISCO
06/02/10 01:45	2432.490	ISCO	06/14/10 14:18	920.549	DH-76	06/29/10 08:49	97.040	DIP
06/02/10 02:45	3108.794	ISCO	06/14/10 16:15	726.370	ISCO	06/29/10 12:00	101.185	ISCO
06/02/10 04:15	2764.747	ISCO	06/14/10 19:15	705.869	ISCO	06/30/10 12:00	101.648	ISCO
06/02/10 05:15	3156.543	ISCO	06/14/10 22:15	726.099	ISCO	07/01/10 12:00	84.082	ISCO
06/02/10 06:15	5022.339	ISCO	06/15/10 01:15	536.406	ISCO	07/02/10 12:00	49.127	ISCO
06/02/10 07:15	4771.131	ISCO	06/15/10 04:15	420.983	ISCO	07/03/10 12:00	90.096	ISCO
06/02/10 08:45	3291.876	ISCO	06/15/10 07:15	320.507	ISCO	07/04/10 12:00	106.500	ISCO
06/02/10 10:18	2621.825	ISCO	06/15/10 10:16	245.056	DH-76	07/05/10 12:00	67.069	ISCO
06/02/10 10:19	2540.471	DH-76	06/15/10 12:00	263.921	ISCO	07/06/10 12:00	76.408	ISCO
06/02/10 10:30	2564.637	DH-76	06/15/10 13:15	245.058	ISCO	07/06/10 17:30	395.394	ISCO
06/02/10 10:31	2547.252	ISCO	06/15/10 16:15	225.235	ISCO	07/06/10 20:30	867.507	ISCO
06/02/10 12:00	2170.930	ISCO	06/15/10 19:15	211.816	ISCO	07/06/10 23:30	677.199	ISCO
06/02/10 14:00	2002.065	ISCO	06/16/10 12:00	312.763	ISCO	07/07/10 02:30	494.839	ISCO
06/02/10 17:00	1509.349	ISCO	06/17/10 12:00	141.678	ISCO	07/07/10 12:00	119.868	ISCO
06/02/10 20:00	1023.904	ISCO	06/18/10 12:00	138.845	ISCO	07/07/10 12:26	116.570	GRAB
06/02/10 21:15	873.150	ISCO	06/18/10 16:45	1275.185	ISCO	07/07/10 18:30	965.361	ISCO
06/02/10 23:00	1125.486	ISCO	06/18/10 17:15	1159.784	ISCO	07/07/10 19:00	3358.827	ISCO
06/03/10 00:15	1198.944	ISCO	06/18/10 20:15	810.317	ISCO	07/07/10 20:00	3252.856	ISCO
06/03/10 02:00	1054.663	ISCO	06/18/10 21:45	1291.804	ISCO	07/07/10 21:15	2251.718	ISCO
06/03/10 05:00	771.687	ISCO	06/18/10 22:30	2947.957	ISCO	07/07/10 21:30	2227.961	ISCO
06/03/10 08:00	608.931	ISCO	06/18/10 23:00	3071.835	ISCO	07/07/10 23:15	1180.043	ISCO
06/03/10 11:00	512.113	ISCO	06/18/10 23:15	2811.364	ISCO	07/08/10 00:30	947.650	ISCO
06/03/10 11:40	526.539	DH-76	06/19/10 00:00	3439.552	ISCO	07/08/10 03:30	1096.547	ISCO
06/03/10 14:45	432.233	ISCO	06/19/10 02:15	2183.216	ISCO	07/08/10 05:30	1019.146	ISCO
06/03/10 17:45	374.696	ISCO	06/19/10 05:15	2045.482	ISCO	07/08/10 06:30	937.315	ISCO
06/04/10 12:00	218.608	ISCO	06/19/10 08:15	1257.318	ISCO	07/08/10 07:45	851.618	ISCO
06/04/10 19:30	559.499	ISCO	06/19/10 10:50	1219.637	DH-76	07/08/10 09:00	785.025	ISCO
06/04/10 22:30	316.315	ISCO	06/19/10 11:15	1113.259	ISCO	07/08/10 09:30	749.895	ISCO
06/05/10 01:30	193.752	ISCO	06/19/10 12:00	1095.620	ISCO	07/08/10 11:45	643.866	ISCO
06/05/10 03:15	638.104	ISCO	06/19/10 14:15	1000.308	ISCO	07/08/10 12:06	566.321	DH-76
06/05/10 04:00	1602.554	ISCO	06/19/10 16:15	838.925	ISCO	07/08/10 12:30	626.410	ISCO
06/05/10 05:00	2772.037	ISCO	06/19/10 17:15	817.287	ISCO	07/08/10 15:30	523.761	ISCO
06/05/10 06:15	1737.588	ISCO	06/19/10 18:30	819.158	ISCO	07/08/10 18:30	440.984	ISCO

**Table C5. (Continued)**

<i>Date/Time (CST)</i>	<i>SSC (mg/L)</i>	<i>Sampling Method</i>	<i>Date/Time (CST)</i>	<i>SSC (mg/L)</i>	<i>Sampling Method</i>	<i>Date/Time (CST)</i>	<i>SSC (mg/L)</i>	<i>Sampling Method</i>
07/08/10 21:30	344.616	ISCO	08/17/10 07:28	40.448	GRAB	09/19/10 20:00	316.233	ISCO
07/09/10 00:30	280.273	ISCO	08/17/10 12:00	33.652	ISCO	09/19/10 23:00	243.398	ISCO
07/09/10 03:30	240.916	ISCO	08/18/10 12:00	69.431	ISCO	09/20/10 02:00	244.194	ISCO
07/09/10 06:30	226.619	ISCO	08/19/10 12:00	82.876	ISCO	09/20/10 05:00	211.282	ISCO
07/09/10 09:30	197.483	ISCO	08/20/10 12:00	100.991	ISCO	09/20/10 08:00	203.581	ISCO
07/09/10 12:00	168.663	ISCO	08/20/10 14:30	5036.826	ISCO	09/20/10 11:00	148.881	ISCO
07/09/10 12:30	157.036	ISCO	08/20/10 14:45	4219.816	ISCO	09/20/10 12:00	129.060	ISCO
07/09/10 15:30	149.004	ISCO	08/20/10 15:15	5097.480	ISCO	09/20/10 14:00	104.127	ISCO
07/09/10 18:30	131.741	ISCO	08/20/10 16:00	3673.526	ISCO	09/20/10 17:00	83.454	ISCO
07/09/10 21:30	128.838	ISCO	08/20/10 17:00	2760.558	ISCO	09/20/10 20:00	77.969	ISCO
07/10/10 00:30	117.906	ISCO	08/20/10 18:04	2034.355	DH-76	09/20/10 23:00	108.139	ISCO
07/10/10 12:00	76.035	ISCO	08/20/10 18:45	2090.180	ISCO	09/21/10 02:00	103.238	ISCO
07/11/10 12:00	120.233	ISCO	08/20/10 19:45	3462.179	ISCO	09/21/10 10:26	35.988	GRAB
07/12/10 08:08	125.885	GRAB	08/20/10 23:00	2137.658	ISCO	09/21/10 12:00	36.963	ISCO
07/12/10 12:00	112.988	ISCO	08/21/10 00:15	1861.879	ISCO	09/22/10 12:00	157.095	ISCO
07/13/10 12:00	85.510	ISCO	08/21/10 01:45	2144.334	ISCO	09/24/10 12:00	83.124	ISCO
07/14/10 12:00	88.683	ISCO	08/21/10 02:00	2200.980	ISCO	09/25/10 12:00	200.267	ISCO
07/15/10 12:00	104.230	ISCO	08/21/10 04:00	1706.072	ISCO	09/26/10 12:00	305.824	ISCO
07/16/10 12:00	151.145	ISCO	08/21/10 05:00	1480.625	ISCO	09/27/10 12:00	262.662	ISCO
07/17/10 12:00	111.126	ISCO	08/21/10 07:00	1131.768	ISCO	09/28/10 09:56	83.195	GRAB
07/18/10 12:00	101.899	ISCO	08/21/10 08:00	1034.148	ISCO	09/28/10 12:00	65.929	ISCO
07/19/10 20:30	439.368	ISCO	08/21/10 11:00	731.125	ISCO	09/29/10 12:00	54.378	ISCO
07/19/10 23:30	587.769	ISCO	08/21/10 12:00	652.527	ISCO	09/30/10 12:00	92.721	ISCO
07/20/10 02:30	228.566	ISCO	08/21/10 12:58	628.180	DH-76	10/01/10 12:00	124.768	ISCO
07/20/10 05:30	145.280	ISCO	08/22/10 01:30	258.409	ISCO	10/02/10 12:00	85.350	ISCO
07/20/10 07:39	117.582	GRAB	08/22/10 12:00	134.229	ISCO	10/03/10 12:00	119.421	ISCO
07/20/10 08:30	120.526	ISCO	08/23/10 12:00	98.510	ISCO	10/04/10 12:00	128.980	ISCO
07/20/10 12:00	82.710	ISCO	08/24/10 05:50	55.122	GRAB	10/05/10 10:47	98.537	GRAB
07/21/10 12:00	44.680	ISCO	08/24/10 12:00	46.434	ISCO	10/05/10 12:00	84.827	ISCO
07/22/10 12:00	33.370	ISCO	08/30/10 15:01	53.413	GRAB	10/06/10 12:00	81.451	ISCO
07/23/10 12:00	40.787	ISCO	08/31/10 12:00	103.793	ISCO	10/07/10 12:00	76.123	ISCO
07/24/10 12:00	382.750	ISCO	09/01/10 12:00	185.841	ISCO	10/08/10 12:00	87.404	ISCO
07/25/10 12:00	71.272	ISCO	09/02/10 12:00	177.896	ISCO	10/09/10 12:00	103.368	ISCO
07/26/10 12:00	103.156	ISCO	09/02/10 18:00	292.635	ISCO	10/10/10 12:00	76.170	ISCO
07/27/10 09:48	61.937	GRAB	09/02/10 19:00	2133.857	ISCO	10/11/10 12:00	95.842	ISCO
07/27/10 12:00	57.771	ISCO	09/02/10 20:30	1358.460	ISCO	10/12/10 12:00	114.174	ISCO
07/28/10 12:00	62.769	ISCO	09/02/10 21:00	1511.065	ISCO	10/12/10 12:51	101.506	GRAB
07/29/10 12:00	42.015	ISCO	09/03/10 00:00	1017.037	ISCO	10/13/10 12:00	94.876	ISCO
07/30/10 12:00	49.378	ISCO	09/03/10 01:45	623.858	ISCO	10/14/10 12:00	73.740	ISCO
07/31/10 12:00	50.316	ISCO	09/03/10 03:00	500.979	ISCO	10/15/10 12:00	62.976	ISCO
08/01/10 12:00	43.600	ISCO	09/03/10 06:00	343.237	ISCO	10/16/10 12:00	85.361	ISCO
08/02/10 12:00	53.025	ISCO	09/03/10 09:00	244.268	ISCO	10/17/10 12:00	85.282	ISCO
08/03/10 12:00	46.254	ISCO	09/03/10 12:00	204.220	ISCO	10/18/10 12:00	83.022	ISCO
08/04/10 12:00	29.039	ISCO	09/03/10 15:00	227.077	ISCO	10/19/10 11:38	77.376	GRAB
08/05/10 12:00	53.432	ISCO	09/03/10 18:00	213.804	ISCO	10/20/10 12:00	70.128	ISCO
08/06/10 12:00	44.293	ISCO	09/03/10 21:00	184.517	ISCO	10/21/10 12:00	75.634	ISCO
08/07/10 12:00	52.307	ISCO	09/04/10 03:00	131.799	ISCO	10/22/10 12:00	68.702	ISCO
08/08/10 12:00	42.332	ISCO	09/04/10 09:00	107.069	ISCO	10/23/10 12:00	74.539	ISCO
08/09/10 12:00	45.599	ISCO	09/05/10 12:00	86.369	ISCO	10/24/10 12:00	79.727	ISCO
08/10/10 09:58	71.570	GRAB	09/07/10 13:33	63.528	GRAB	10/25/10 12:00	48.020	ISCO
08/10/10 12:00	63.308	ISCO	09/08/10 12:00	114.955	ISCO	10/26/10 05:15	288.526	ISCO
08/10/10 21:00	1441.107	ISCO	09/09/10 12:00	41.916	ISCO	10/26/10 08:15	734.523	ISCO
08/10/10 21:45	2066.975	ISCO	09/11/10 12:00	50.590	ISCO	10/26/10 11:20	365.541	DH-76
08/11/10 03:00	739.090	ISCO	09/12/10 12:00	21.175	ISCO	10/26/10 12:15	321.007	ISCO
08/11/10 06:00	678.120	ISCO	09/14/10 06:31	78.046	GRAB	10/26/10 15:15	198.871	ISCO
08/11/10 09:00	426.242	ISCO	09/14/10 12:00	46.125	ISCO	10/26/10 18:15	243.404	ISCO
08/11/10 10:22	339.768	DH-76	09/15/10 12:00	83.897	ISCO	10/26/10 21:15	285.923	ISCO
08/11/10 12:00	398.062	ISCO	09/16/10 12:00	53.363	ISCO	10/27/10 00:15	250.971	ISCO
08/11/10 13:47	363.811	ISCO	09/17/10 12:00	72.165	ISCO	10/27/10 03:15	185.314	ISCO
08/11/10 13:49	355.847	DH-76	09/18/10 12:00	108.782	ISCO	10/27/10 06:15	134.867	ISCO
08/11/10 14:10	380.240	DH-76	09/19/10 05:00	398.018	ISCO	10/27/10 09:58	59.565	GRAB
08/11/10 14:12	350.015	ISCO	09/19/10 06:15	815.583	ISCO	10/27/10 12:00	70.622	ISCO
08/12/10 12:00	86.426	ISCO	09/19/10 08:00	618.273	ISCO	10/28/10 12:00	23.710	ISCO
08/13/10 12:00	54.686	ISCO	09/19/10 11:00	425.350	ISCO	10/29/10 12:00	73.044	ISCO
08/14/10 12:00	104.889	ISCO	09/19/10 12:00	377.435	ISCO	10/30/10 12:00	96.882	ISCO
08/15/10 12:00	47.992	ISCO	09/19/10 14:00	330.402	ISCO	10/31/10 12:00	93.000	ISCO
08/16/10 12:00	43.401	ISCO	09/19/10 17:00	343.198	ISCO	11/01/10 12:00	118.107	ISCO

**Table C5. (Continued)**

<i>Date/Time (CST)</i>	<i>SSC (mg/L)</i>	<i>Sampling Method</i>	<i>Date/Time (CST)</i>	<i>SSC (mg/L)</i>	<i>Sampling Method</i>	<i>Date/Time (CST)</i>	<i>SSC (mg/L)</i>	<i>Sampling Method</i>
11/02/10 10:52	103.586	GRAB	03/02/11 12:00	114.211	ISCO	04/19/11 17:26	3709.300	DH-76
11/02/10 12:00	77.351	ISCO	03/03/11 12:00	156.022	ISCO	04/19/11 18:15	2974.529	ISCO
11/03/10 12:00	78.516	ISCO	03/04/11 12:00	85.334	ISCO	04/19/11 21:15	3456.757	ISCO
11/04/10 12:00	99.272	ISCO	03/05/11 12:00	150.380	ISCO	04/20/11 00:15	2416.078	ISCO
11/05/10 12:00	87.683	ISCO	03/06/11 12:00	54.071	ISCO	04/20/11 03:15	1879.962	ISCO
11/06/10 12:00	92.273	ISCO	03/07/11 11:11	99.914	GRAB	04/20/11 06:15	1538.159	ISCO
11/07/10 12:00	76.073	ISCO	03/08/11 12:00	59.817	ISCO	04/20/11 09:15	1257.670	ISCO
11/08/10 12:00	62.383	ISCO	03/09/11 12:00	70.412	ISCO	04/20/11 11:34	977.409	DH-76
11/09/10 10:48	89.226	GRAB	03/10/11 12:00	72.230	ISCO	04/20/11 15:15	761.726	ISCO
11/09/10 12:00	57.888	ISCO	03/11/11 12:00	151.089	ISCO	04/20/11 18:15	587.250	ISCO
11/10/10 12:00	52.639	ISCO	03/12/11 12:00	73.079	ISCO	04/20/11 21:15	539.717	ISCO
11/11/10 12:00	60.533	ISCO	03/13/11 12:00	59.490	ISCO	04/21/11 00:15	435.514	ISCO
11/12/10 12:00	66.783	ISCO	03/14/11 12:00	49.409	ISCO	04/21/11 03:15	405.245	ISCO
11/13/10 12:00	48.977	ISCO	03/15/11 10:12	93.412	GRAB	04/21/11 06:15	350.554	ISCO
11/14/10 12:00	71.300	ISCO	03/15/11 12:00	48.056	ISCO	04/21/11 09:15	316.122	ISCO
11/15/10 12:00	62.593	ISCO	03/16/11 12:00	50.617	ISCO	04/21/11 10:26	316.140	DH-76
11/16/10 10:55	86.927	GRAB	03/17/11 12:00	53.186	ISCO	04/21/11 12:00	277.674	ISCO
11/16/10 12:00	60.489	ISCO	03/18/11 12:00	70.371	ISCO	04/22/11 00:15	664.004	ISCO
11/17/10 12:00	64.101	ISCO	03/19/11 12:00	93.563	ISCO	04/22/11 03:15	645.309	ISCO
11/18/10 12:00	62.907	ISCO	03/20/11 12:00	51.796	ISCO	04/22/11 06:15	589.293	ISCO
11/19/10 12:00	64.591	ISCO	03/21/11 12:00	61.694	ISCO	04/22/11 09:15	630.642	ISCO
11/20/10 12:00	62.180	ISCO	03/22/11 09:49	89.115	GRAB	04/22/11 10:45	1538.601	ISCO
11/21/10 12:00	44.759	ISCO	03/22/11 12:00	51.464	ISCO	04/22/11 11:30	2411.713	ISCO
11/22/10 10:28	84.632	GRAB	03/23/11 12:00	77.449	ISCO	04/22/11 12:00	2821.993	ISCO
11/22/10 12:00	23.553	ISCO	03/24/11 12:00	51.971	ISCO	04/22/11 12:15	2879.945	ISCO
11/23/10 12:00	48.356	ISCO	03/25/11 12:00	69.764	ISCO	04/22/11 13:45	2619.184	ISCO
11/24/10 12:00	53.254	ISCO	03/26/11 12:00	54.138	ISCO	04/22/11 14:46	2329.493	DH-76
11/25/10 12:00	40.332	ISCO	03/27/11 12:00	48.829	ISCO	04/22/11 15:15	2250.580	ISCO
11/26/10 12:00	54.209	ISCO	03/28/11 12:00	47.794	ISCO	04/22/11 16:45	2243.221	ISCO
11/27/10 12:00	48.568	ISCO	03/29/11 09:57	79.865	GRAB	04/22/11 19:45	1776.205	ISCO
11/28/10 12:00	46.780	ISCO	03/29/11 12:00	54.234	ISCO	04/22/11 22:30	1780.917	ISCO
11/29/10 11:15	107.082	GRAB	03/30/11 12:00	35.123	ISCO	04/22/11 22:45	1845.597	ISCO
11/29/10 12:00	97.963	ISCO	03/31/11 12:00	32.256	ISCO	04/23/11 01:45	1386.920	ISCO
11/30/10 12:00	106.887	ISCO	04/01/11 12:00	27.920	ISCO	04/23/11 04:45	1011.304	ISCO
12/07/10 11:26	111.304	GRAB	04/02/11 12:00	40.729	ISCO	04/23/11 07:45	748.942	ISCO
12/14/10 12:46	126.232	GRAB	04/03/11 12:00	30.175	ISCO	04/23/11 10:45	611.611	ISCO
12/21/10 10:02	103.920	GRAB	04/04/11 12:00	30.736	ISCO	04/23/11 12:00	582.363	ISCO
12/28/10 12:05	110.249	GRAB	04/05/11 10:15	87.445	GRAB	04/23/11 13:45	540.696	ISCO
12/31/10 15:01	1037.814	DH-76	04/05/11 12:00	45.404	ISCO	04/23/11 16:45	530.047	ISCO
12/31/10 15:15	1353.341	ISCO	04/06/11 12:00	53.433	ISCO	04/23/11 19:45	479.006	ISCO
12/31/10 18:15	806.015	ISCO	04/07/11 12:00	54.745	ISCO	04/23/11 22:45	427.105	ISCO
12/31/10 21:15	1023.655	ISCO	04/08/11 12:00	122.107	ISCO	04/25/11 10:36	148.015	DH-76
01/01/11 00:15	842.034	ISCO	04/09/11 12:00	70.471	ISCO	04/25/11 12:00	162.100	ISCO
01/01/11 03:15	686.119	ISCO	04/10/11 12:00	79.655	ISCO	04/25/11 23:15	254.769	ISCO
01/01/11 12:00	262.955	ISCO	04/11/11 12:00	31.921	ISCO	04/26/11 02:15	766.353	ISCO
01/04/11 11:19	109.554	GRAB	04/12/11 10:25	46.301	GRAB	04/26/11 05:00	704.598	ISCO
01/11/11 07:59	133.471	GRAB	04/12/11 12:00	44.471	ISCO	04/26/11 05:15	772.784	ISCO
01/19/11 10:09	111.816	GRAB	04/13/11 12:00	44.604	ISCO	04/26/11 08:15	701.302	ISCO
01/24/11 14:12	116.587	GRAB	04/14/11 12:00	41.887	ISCO	04/26/11 11:15	829.941	ISCO
01/31/11 09:28	89.721	GRAB	04/15/11 12:00	41.740	ISCO	04/26/11 12:00	792.652	ISCO
02/09/11 10:40	105.631	GRAB	04/15/11 22:30	65.120	ISCO	04/26/11 13:00	790.884	ISCO
02/15/11 10:38	100.626	GRAB	04/16/11 01:30	263.787	ISCO	04/26/11 16:00	717.366	ISCO
02/17/11 11:57	808.958	DH-76	04/16/11 07:30	382.563	ISCO	04/26/11 19:00	774.815	ISCO
02/17/11 15:15	1158.435	ISCO	04/16/11 10:30	290.237	ISCO	04/26/11 22:00	577.550	ISCO
02/17/11 18:15	1396.101	ISCO	04/16/11 12:00	280.554	ISCO	04/27/11 01:00	298.835	ISCO
02/20/11 12:00	1904.264	ISCO	04/16/11 13:30	228.868	ISCO	04/27/11 04:00	451.556	ISCO
02/20/11 18:15	2715.286	ISCO	04/16/11 14:01	196.045	DH-76	04/27/11 12:00	293.733	ISCO
02/21/11 00:15	2232.469	ISCO	04/17/11 12:00	66.364	ISCO	04/28/11 12:00	210.303	ISCO
02/21/11 12:31	424.373	DH-76	04/18/11 12:00	64.297	ISCO	04/29/11 12:00	169.077	ISCO
02/22/11 11:43	187.461	DH-76	04/19/11 09:15	334.941	ISCO	04/30/11 12:00	132.676	ISCO
02/28/11 11:30	483.343	DH-76	04/19/11 10:09	784.925	DH-76	05/01/11 12:00	137.363	ISCO
02/28/11 13:15	422.808	ISCO	04/19/11 10:30	1116.734	ISCO	05/02/11 12:00	110.511	ISCO
02/28/11 16:15	321.760	ISCO	04/19/11 12:00	2818.361	ISCO	05/03/11 10:36	97.999	GRAB
02/28/11 19:15	266.501	ISCO	04/19/11 12:15	3008.083	ISCO	05/04/11 12:00	67.128	ISCO
02/28/11 22:15	230.921	ISCO	04/19/11 13:15	2931.717	ISCO	05/05/11 12:00	73.176	ISCO
03/01/11 12:00	115.976	ISCO	04/19/11 14:15	3537.612	ISCO	05/06/11 12:00	75.625	ISCO
03/01/11 13:51	114.978	DH-76	04/19/11 15:15	4930.761	ISCO	05/07/11 12:00	48.426	ISCO

**Table C5. (Continued)**

<i>Date/Time (CST)</i>	<i>SSC (mg/L)</i>	<i>Sampling Method</i>	<i>Date/Time (CST)</i>	<i>SSC (mg/L)</i>	<i>Sampling Method</i>	<i>Date/Time (CST)</i>	<i>SSC (mg/L)</i>	<i>Sampling Method</i>
05/08/11 12:00	47.220	ISCO	05/29/11 20:45	2180.040	ISCO	06/25/11 12:00	59.863	ISCO
05/09/11 12:00	54.496	ISCO	05/29/11 23:45	2561.347	ISCO	06/26/11 12:00	73.753	ISCO
05/10/11 10:22	95.103	GRAB	05/30/11 02:45	1549.778	ISCO	06/26/11 23:15	2454.565	ISCO
05/10/11 12:00	82.529	ISCO	05/30/11 05:30	986.281	ISCO	06/26/11 23:45	2803.738	ISCO
05/11/11 12:00	70.718	ISCO	05/31/11 10:48	201.571	DH-76	06/27/11 01:15	2932.126	ISCO
05/12/11 12:00	32.862	ISCO	05/31/11 12:00	214.619	ISCO	06/27/11 02:15	2234.366	ISCO
05/13/11 12:00	41.660	ISCO	06/02/11 12:00	1026.487	ISCO	06/27/11 03:15	1650.293	ISCO
05/14/11 12:00	115.829	ISCO	06/02/11 14:30	855.503	ISCO	06/27/11 04:15	1846.573	ISCO
05/14/11 15:00	172.543	ISCO	06/02/11 17:30	603.323	ISCO	06/27/11 05:15	2553.209	ISCO
05/14/11 18:00	184.573	ISCO	06/02/11 19:00	953.410	ISCO	06/27/11 08:15	1461.232	ISCO
05/14/11 21:00	268.651	ISCO	06/02/11 20:15	1721.569	ISCO	06/27/11 10:45	1413.106	ISCO
05/15/11 00:00	326.126	ISCO	06/02/11 20:30	1329.940	ISCO	06/27/11 11:15	1139.558	ISCO
05/15/11 03:00	324.517	ISCO	06/02/11 23:15	1325.534	ISCO	06/27/11 12:00	974.947	ISCO
05/15/11 06:00	330.794	ISCO	06/02/11 23:30	1362.163	ISCO	06/27/11 13:30	990.889	ISCO
05/15/11 09:00	296.384	ISCO	06/03/11 02:30	1414.342	ISCO	06/27/11 14:15	950.557	ISCO
05/15/11 12:00	401.233	ISCO	06/03/11 05:30	1092.537	ISCO	06/27/11 16:15	876.888	ISCO
05/15/11 15:00	230.041	ISCO	06/03/11 08:30	860.518	ISCO	06/27/11 23:15	490.983	ISCO
05/15/11 18:00	186.649	ISCO	06/03/11 11:30	632.499	ISCO	06/28/11 12:11	247.684	DH-76
05/15/11 21:00	178.669	ISCO	06/03/11 12:00	608.681	ISCO	06/29/11 12:00	153.156	ISCO
05/16/11 00:00	150.927	ISCO	06/03/11 14:30	471.533	ISCO	06/30/11 12:00	60.816	ISCO
05/16/11 03:00	139.642	ISCO	06/03/11 17:30	402.891	ISCO	07/01/11 12:00	66.973	ISCO
05/16/11 06:00	133.459	ISCO	06/03/11 20:30	326.308	ISCO	07/02/11 12:00	59.837	ISCO
05/16/11 09:00	112.188	ISCO	06/03/11 23:30	279.645	ISCO	07/03/11 12:00	55.166	ISCO
05/16/11 12:00	109.103	ISCO	06/04/11 02:30	248.465	ISCO	07/04/11 12:00	41.619	ISCO
05/16/11 15:00	80.956	ISCO	06/04/11 05:30	243.936	ISCO	07/05/11 11:18	31.147	GRAB
05/16/11 18:00	100.698	ISCO	06/04/11 08:30	212.752	ISCO	07/05/11 12:00	58.403	ISCO
05/16/11 21:00	73.573	ISCO	06/04/11 11:30	196.842	ISCO	07/06/11 12:00	54.623	ISCO
05/17/11 10:28	110.868	GRAB	06/04/11 12:00	189.127	ISCO	07/07/11 12:00	36.976	ISCO
05/18/11 12:00	60.749	ISCO	06/05/11 14:14	125.471	DH-76	07/08/11 12:00	25.317	ISCO
05/19/11 12:00	54.675	ISCO	06/06/11 12:00	160.466	ISCO	07/09/11 12:00	16.736	ISCO
05/20/11 12:00	55.917	ISCO	06/07/11 11:46	96.839	DH-76	07/10/11 12:00	52.514	ISCO
05/21/11 12:00	47.921	ISCO	06/08/11 12:00	198.761	ISCO	07/11/11 12:00	15.711	ISCO
05/22/11 12:00	33.990	ISCO	06/09/11 12:00	80.444	ISCO	07/12/11 11:11	41.190	GRAB
05/23/11 12:00	41.106	ISCO	06/10/11 12:00	85.943	ISCO	07/12/11 12:00	51.306	ISCO
05/24/11 12:02	81.948	GRAB	06/11/11 12:00	79.536	ISCO	07/13/11 12:00	16.286	ISCO
05/25/11 05:15	700.272	ISCO	06/12/11 12:00	57.950	ISCO	07/19/11 11:38	8.442	GRAB
05/25/11 06:15	1345.879	ISCO	06/13/11 12:00	78.669	ISCO	07/19/11 12:00	18.885	ISCO
05/25/11 07:00	2890.308	ISCO	06/14/11 10:38	71.524	GRAB	07/20/11 12:00	29.515	ISCO
05/25/11 07:26	3510.331	DH-76	06/14/11 12:00	69.983	ISCO	07/21/11 12:00	24.547	ISCO
05/25/11 08:15	2907.428	ISCO	06/15/11 01:45	632.978	ISCO	07/22/11 12:00	42.575	ISCO
05/25/11 11:15	2143.410	ISCO	06/15/11 02:15	2908.580	ISCO	07/23/11 12:00	41.099	ISCO
05/25/11 12:00	1274.320	ISCO	06/15/11 02:45	4106.899	ISCO	07/24/11 12:00	83.617	ISCO
05/25/11 14:15	1952.994	ISCO	06/15/11 03:15	5502.636	ISCO	07/25/11 12:00	23.079	ISCO
05/25/11 17:15	1258.336	ISCO	06/15/11 04:00	3211.824	ISCO	07/26/11 10:25	6.844	GRAB
05/25/11 19:15	1909.858	ISCO	06/15/11 04:45	3163.597	ISCO	07/28/11 12:00	158.498	ISCO
05/25/11 20:15	2779.297	ISCO	06/15/11 05:45	2285.671	ISCO	07/28/11 16:45	162.426	ISCO
05/26/11 02:15	2080.670	ISCO	06/15/11 06:45	1669.164	ISCO	07/28/11 19:45	90.911	ISCO
05/26/11 04:00	1648.049	ISCO	06/15/11 10:45	2007.031	ISCO	07/28/11 22:45	59.623	ISCO
05/26/11 05:15	1716.775	ISCO	06/15/11 12:00	1938.453	ISCO	07/29/11 05:30	583.204	ISCO
05/26/11 07:00	2081.912	ISCO	06/15/11 13:45	1993.268	ISCO	07/29/11 06:45	2622.385	ISCO
05/26/11 08:15	1847.557	ISCO	06/15/11 15:11	1896.500	DH-76	07/29/11 07:45	3680.289	ISCO
05/26/11 11:15	1211.863	ISCO	06/15/11 16:00	1558.735	ISCO	07/29/11 08:30	3234.005	ISCO
05/26/11 12:00	1351.327	ISCO	06/15/11 18:30	1028.910	ISCO	07/29/11 11:30	1014.957	ISCO
05/26/11 14:15	1207.575	ISCO	06/15/11 19:00	938.510	ISCO	07/29/11 12:00	1030.086	ISCO
05/26/11 17:00	1258.084	ISCO	06/15/11 22:00	721.918	ISCO	07/29/11 14:30	901.238	ISCO
05/26/11 17:15	1278.443	ISCO	06/16/11 01:00	578.531	ISCO	07/29/11 20:30	583.632	ISCO
05/26/11 19:00	1213.831	ISCO	06/16/11 10:26	333.084	DH-76	07/29/11 23:30	380.812	ISCO
05/26/11 20:15	1207.947	ISCO	06/16/11 12:00	312.850	ISCO	07/30/11 02:30	279.172	ISCO
05/26/11 21:45	1131.856	ISCO	06/17/11 12:00	188.916	ISCO	07/30/11 05:30	197.730	ISCO
05/27/11 08:21	547.385	DH-76	06/18/11 12:00	117.558	ISCO	07/30/11 08:30	173.679	ISCO
05/27/11 12:00	492.071	ISCO	06/19/11 12:00	96.074	ISCO	07/30/11 11:30	134.463	ISCO
05/28/11 05:45	319.363	ISCO	06/20/11 12:00	396.367	ISCO	07/30/11 12:00	134.501	ISCO
05/28/11 12:00	262.595	ISCO	06/21/11 11:06	233.712	DH-76	07/30/11 14:30	91.681	ISCO
05/29/11 12:00	355.551	ISCO	06/21/11 12:00	239.221	ISCO	07/31/11 12:00	38.646	ISCO
05/29/11 16:30	787.305	ISCO	06/22/11 12:00	95.440	ISCO	08/01/11 10:56	20.649	GRAB
05/29/11 17:45	1148.966	ISCO	06/23/11 12:00	90.465	ISCO	08/01/11 12:00	87.486	ISCO
05/29/11 19:45	2416.371	ISCO	06/24/11 12:00	63.357	ISCO	08/02/11 12:00	21.739	ISCO

**Table C5. (Concluded)**

<i>Date/Time (CST)</i>	<i>SSC (mg/L)</i>	<i>Sampling Method</i>
08/09/11 10:10	22.396	GRAB
08/15/11 12:22	6.812	GRAB
08/22/11 11:22	41.681	GRAB
08/30/11 11:16	56.232	GRAB
09/06/11 10:21	20.606	GRAB
09/13/11 10:17	27.173	GRAB
09/20/11 10:35	36.255	GRAB
09/27/11 11:49	24.538	GRAB

**Table C6. Suspended Sediment Concentrations (SSC)  
for Spoon River at London Mills (Station 05569500)**

<i>Date/Time (CST)</i>	<i>SSC (mg/L)</i>	<i>Sampling Method</i>	<i>Date/Time (CST)</i>	<i>SSC (mg/L)</i>	<i>Sampling Method</i>	<i>Date/Time (CST)</i>	<i>SSC (mg/L)</i>	<i>Sampling Method</i>
03/29/04 14:25	184.091	DH-76	05/10/05 12:28	41.474	DH-76	07/10/06 12:58	51.764	DIP
03/29/04 14:41	168.504	DH-76	05/17/05 13:15	45.555	DH-76	07/18/06 10:51	45.519	DIP
04/07/04 13:00	57.276	DH-76	05/24/05 11:34	42.772	DH-76	07/25/06 11:28	33.914	DIP
04/13/04 13:25	18.129	DH-76	05/31/05 12:45	52.040	DH-76	08/02/06 11:23	37.281	DIP
04/27/04 13:44	76.578	DH-76	06/07/05 13:00	73.401	DH-76	08/09/06 15:49	91.598	DIP
05/11/04 12:43	345.440	DH-76	06/14/05 11:40	30.012	DH-76	08/16/06 09:07	56.131	DIP
05/18/04 14:11	278.560	DH-76	06/21/05 12:32	51.297	dip	08/22/06 17:12	58.804	DIP
05/25/04 09:18	695.849	DH-76	06/28/05 12:50	41.016	DIP	08/28/06 15:48	61.055	DIP
05/26/04 11:48	418.636	DH-76	07/05/05 12:15	14.639	DIP	08/29/06 11:31	60.989	DIP
05/26/04 12:02	414.318	DH-76	07/12/05 09:45	39.877	DIP	09/05/06 12:12	67.883	DIP
06/01/04 11:15	1256.125	DH-76	07/19/05 12:38	34.644	DIP	09/11/06 12:51	117.342	DIP
06/08/04 12:53	238.438	DH-76	07/26/05 12:38	42.608	DIP	09/19/06 12:50	55.712	DIP
06/11/04 09:02	1048.733	DH-76	07/27/05 07:10	41.203	DIP	09/26/06 09:36	52.725	DIP
06/16/04 10:13	200.047	DH-76	08/04/05 06:57	46.382	DIP	10/03/06 11:37	60.350	DIP
06/22/04 10:25	138.201	DH-76	08/09/05 12:18	37.855	DIP	10/11/06 10:52	58.477	DIP
06/28/04 13:07	65.899	DH-76	08/16/05 12:23	47.805	DH-76	10/17/06 12:05	48.916	DIP
07/06/04 12:02	73.784	DH-76	08/22/05 12:25	58.341	DIP	10/24/06 11:16	9.761	DIP
07/13/04 10:22	463.292	DH-76	08/30/05 11:42	41.929	DIP	10/30/06 13:35	8.249	DIP
07/19/04 10:53	51.812	DH-76	09/06/05 13:19	31.445	DIP	11/08/06 12:56	2.202	DIP
07/27/04 11:45	34.424	DH-76	09/13/05 11:15	33.895	DIP	11/14/06 12:55	5.698	DIP
08/03/04 11:38	29.689	DH-76	09/19/05 14:30	57.650	DIP	11/20/06 13:40	1.913	DIP
08/10/04 09:52	34.879	DH-76	09/20/05 11:53	47.322	DIP	11/27/06 12:32	20.900	DIP
08/17/04 12:25	47.493	DH-76	09/27/05 11:52	43.563	DIP	12/06/06 13:36	37.588	DIP
08/24/04 10:45	65.852	DH-76	10/04/05 11:36	38.181	DIP	12/11/06 12:41	34.915	DIP
08/27/04 10:15	64.351	DH-76	10/11/05 12:05	26.838	DIP	12/18/06 12:43	112.786	DH-76
08/31/04 11:58	61.522	DH-76	10/18/05 12:04	18.533	DIP	12/27/06 12:25	69.277	DH-76
09/08/04 10:30	39.817	DH-76	10/25/05 11:38	7.180	DIP	01/02/07 13:08	66.695	DH-76
09/14/04 12:05	43.938	DIP	11/01/05 12:20	11.192	DIP	01/05/07 14:35	523.826	DH-76
09/21/04 10:37	75.072	DH-76	11/08/05 12:25	15.132	DIP	01/08/07 12:57	107.297	DIP
09/28/04 11:28	47.226	DIP	11/15/05 12:23	6.997	DIP	01/17/07 13:04	76.925	DIP
10/05/04 11:00	17.539	DIP	11/21/05 12:40	4.950	DIP	01/23/07 13:22	30.078	DIP
10/12/04 12:48	45.133	DIP	11/28/05 14:24	25.596	DIP	01/29/07 12:44	60.205	DIP
10/19/04 11:20	28.559	DH-76	12/06/05 12:47	50.745	DIP	02/05/07 13:55	15.244	DIP
10/25/04 13:47	236.360	DH-76	12/13/05 14:30	5.196	DIP	02/15/07 13:16	12.011	DIP
10/26/04 09:52	152.247	DH-76	12/20/05 12:40	3.526	DIP	02/20/07 11:09	18.580	DIP
11/03/04 14:25	326.360	DH-76	12/27/05 15:13	3.053	DIP	02/23/07 11:46	100.330	DIP
11/08/04 17:24	78.828	DH-76	01/03/06 12:28	13.398	DIP	02/25/07 15:20	558.803	DH-76
11/16/04 12:05	29.795	DH-76	01/10/06 12:28	5.277	DIP	02/26/07 11:32	313.611	DH-76
11/22/04 13:50	35.255	DH-76	01/17/06 12:43	6.494	DIP	02/27/07 13:31	354.996	DH-76
11/30/04 12:37	135.003	DH-76	01/24/06 12:10	7.018	DIP	03/01/07 11:10	797.460	DH-76
12/07/04 17:40	570.198	DH-76	01/30/06 11:20	135.221	DH-76	03/02/07 07:45	1600.044	DH-76
12/08/04 07:56	476.812	DH-76	01/31/06 12:35	47.082	DH-76	03/06/07 12:15	288.473	DH-76
12/08/04 08:09	472.645	DH-76	02/07/06 12:34	5.335	DIP	03/12/07 12:05	240.662	DH-76
12/10/04 13:22	179.885	DH-76	02/14/06 11:45	5.017	DIP	03/19/07 10:14	78.227	DH-76
12/14/04 13:28	65.900	DH-76	02/28/06 12:27	4.092	DIP	03/23/07 08:16	577.705	DH-76
12/21/04 11:26	37.854	DH-76	03/07/06 12:42	6.738	DIP	03/23/07 15:32	1135.725	DH-76
01/04/05 12:00	1210.994	DH-76	03/13/06 10:42	42.085	DH-76	03/24/07 10:00	1483.504	DH-76
01/11/05 13:40	86.433	DH-76	03/14/06 13:05	137.324	DH-76	03/25/07 11:15	1405.681	DH-76
01/13/05 08:22	2272.054	DH-76	03/20/06 15:54	13.102	DH-76	03/26/07 11:39	371.893	DH-76
01/19/05 12:00	200.593	DH-76	03/27/06 14:18	14.796	DH-76	04/02/07 13:53	188.981	DH-76
01/25/05 12:40	85.522	DH-76	04/03/06 11:58	166.002	DH-76	04/09/07 11:39	54.062	DH-76
02/01/05 11:45	46.925	DH-76	04/04/06 12:35	175.842	DH-76	04/16/07 12:47	48.129	DH-76
02/08/05 13:05	182.871	DH-76	04/07/06 07:18	765.279	DH-76	04/23/07 10:43	59.031	DH-76
02/15/05 11:45	520.210	DH-76	04/10/06 13:02	102.178	DH-76	04/25/07 08:21	510.228	DH-76
02/22/05 13:35	63.088	DH-76	04/17/06 11:55	207.531	DH-76	04/25/07 15:27	1858.607	DH-76
03/01/05 11:00	31.117	DH-76	04/25/06 11:44	145.090	DH-76	04/26/07 09:30	655.040	DH-76
03/08/05 12:30	25.400	DH-76	05/01/06 10:43	1757.604	DH-76	04/30/07 11:51	229.507	DH-76
03/15/05 11:55	16.099	DH-76	05/02/06 12:07	441.455	DH-76	05/07/07 12:43	86.958	DH-76
03/22/05 10:45	18.232	DH-76	05/10/06 12:28	129.969	DH-76	05/14/07 10:58	71.873	DH-76
03/29/05 12:27	35.847	DH-76	05/15/06 12:21	29.971	DIP	05/21/07 15:28	73.107	DH-76
04/05/05 13:06	34.666	DH-76	05/22/06 11:40	107.826	DH-76	05/29/07 12:16	374.094	DH-76
04/11/05 12:56	31.551	DH-76	05/30/06 11:57	80.425	DH-76	06/04/07 11:28	119.268	DH-76
04/19/05 12:30	34.743	DH-76	06/06/06 11:51	69.269	DH-76	06/11/07 11:44	85.406	DH-76
04/22/05 11:07	823.944	DH-76	06/12/06 12:01	61.985	DH-76	06/18/07 14:24	94.377	DH-76
04/26/05 11:36	50.207	DH-76	06/19/06 14:10	86.161	DIP	06/23/07 11:42	369.514	DH-76
05/03/05 12:08	17.569	DH-76	07/05/06 12:30	49.858	DIP	06/24/07 13:16	292.895	DH-76



**Table C6. (Concluded)**

<i>Date/Time (CST)</i>	<i>SSC (mg/L)</i>	<i>Sampling Method</i>	<i>Date/Time (CST)</i>	<i>SSC (mg/L)</i>	<i>Sampling Method</i>	<i>Date/Time (CST)</i>	<i>SSC (mg/L)</i>	<i>Sampling Method</i>
06/25/07 12:52	190.217	DH-76	06/05/08 09:58	431.222	DH-76	05/11/09 13:02	187.279	DH-76
07/02/07 08:34	88.375	DH-76	06/09/08 14:24	149.014	DH-76	05/14/09 01:00	567.295	DH-76
07/09/07 10:42	78.117	DIP	06/13/08 15:41	586.665	DH-76	05/14/09 10:56	1384.843	DH-76
07/16/07 12:27	41.486	DIP	06/16/08 13:27	523.767	DH-76	05/15/09 01:22	771.295	DH-76
07/19/07 08:54	142.939	DH-76	06/23/08 14:23	138.293	DH-76	05/16/09 00:23	1249.212	DH-76
07/23/07 10:14	70.442	DH-76	07/01/08 14:50	154.158	DH-76	05/16/09 17:05	543.564	DH-76
07/30/07 10:23	39.702	DIP	07/08/08 14:38	133.454	DH-76	05/18/09 13:38	271.798	DH-76
08/06/07 15:27	63.987	DIP	07/14/08 14:43	174.501	DIP	05/26/09 14:48	162.640	DH-76
08/13/07 15:20	88.070	DIP	07/21/08 14:11	103.014	DIP	06/01/09 13:40	118.859	DH-76
08/20/07 15:40	73.646	DIP	07/28/08 15:10	53.284	DIP	06/02/09 14:57	457.339	DH-76
08/24/07 08:44	198.521	DH-76	08/04/08 14:21	29.401	DIP	06/08/09 13:11	137.733	DH-76
08/27/07 15:15	279.750	DH-76	08/11/08 15:08	38.106	DIP	06/17/09 14:28	157.049	DH-76
08/27/07 15:18	283.232	DH-76	08/19/08 13:38	29.384	DIP	06/22/09 15:59	386.056	DH-76
08/27/07 15:48	282.512	DH-76	08/25/08 14:37	35.597	DIP	06/28/09 12:56	1485.940	DH-76
09/04/07 14:55	71.575	DIP	09/02/08 15:34	67.014	DIP	06/29/09 13:48	998.809	DH-76
09/10/07 15:33	38.585	DIP	09/05/08 05:58	503.776	DIP	07/06/09 13:07	190.086	DH-76
09/18/07 14:52	28.277	DIP	09/09/08 14:54	83.767	DIP	07/13/09 12:33	245.266	DH-76
09/24/07 14:52	19.782	DIP	09/10/08 14:10	78.369	DH-76	07/15/09 12:30	343.270	DH-76
10/02/07 15:00	61.740	DIP	09/13/08 09:43	971.241	DH-76	07/20/09 13:46	155.149	DH-76
10/09/07 12:30	26.205	DIP	09/14/08 17:09	883.228	DH-76	07/27/09 14:13	265.710	DH-76
10/15/07 14:32	25.779	DIP	09/15/08 13:39	387.343	DH-76	08/03/09 12:51	161.873	DH-76
10/22/07 14:25	38.919	DIP	09/16/08 14:04	313.171	DH-76	08/10/09 13:35	102.531	DH-76
10/29/07 14:34	11.163	DIP	09/22/08 14:20	177.583	DH-76	08/17/09 10:01	189.909	DH-76
11/06/07 15:06	7.418	DIP	09/30/08 14:24	87.109	DIP	08/24/09 09:07	113.122	DH-76
11/13/07 14:57	6.696	DIP	10/06/08 15:27	40.261	DIP	08/31/09 09:39	95.052	DH-76
11/19/07 15:38	7.721	DIP	10/13/08 14:45	45.213	DIP	09/08/09 12:43	44.735	DH-76
11/26/07 15:42	5.018	DIP	10/20/08 15:07	25.889	DIP	09/14/09 09:39	107.864	DH-76
12/03/07 16:37	10.031	DIP	10/27/08 15:10	34.253	DIP	09/21/09 13:02	86.499	DH-76
12/10/07 16:38	6.603	DIP	11/03/08 15:20	21.742	DIP	10/02/09 09:02	58.150	DH-76
12/17/07 16:46	36.341	DIP	11/10/08 17:08	8.371	DIP	10/05/09 12:43	60.164	DH-76
12/26/07 12:19	68.646	DIP	11/17/08 15:13	53.514	DIP	10/12/09 12:40	94.655	DH-76
01/02/08 16:53	6.628	DIP	11/24/08 15:24	6.084	DIP	10/20/09 15:23	126.987	DH-76
01/07/08 16:44	80.905	DIP	12/01/08 17:35	57.092	DIP	10/23/09 20:09	335.034	DH-76
01/08/08 13:40	440.670	DH-76	12/09/08 11:39	24.231	DH-76	10/26/09 12:34	189.926	DH-76
01/09/08 11:14	389.022	DH-76	12/15/08 17:22	23.924	DIP	10/27/09 14:12	194.526	DH-76
01/14/08 14:26	141.249	DIP	12/22/08 15:30	24.916	DIP	10/30/09 04:19	1041.273	DH-76
01/22/08 14:14	22.281	DIP	12/27/08 18:49	1981.363	DIP	10/30/09 19:52	783.320	DH-76
01/28/08 14:40	17.877	DIP	12/28/08 12:05	624.300	DH-76	10/31/09 09:38	548.499	DH-76
02/04/08 11:40	11.966	DIP	01/05/09 15:46	138.784	DH-76	11/02/09 15:38	237.379	DH-76
02/05/08 21:53	171.611	DH-76	01/12/09 17:10	108.483	DH-76	11/09/09 13:52	166.049	DH-76
02/06/08 11:17	389.426	DH-76	01/20/09 15:10	56.430	DH-76	11/17/09 16:39	323.836	DH-76
02/07/08 09:13	200.120	DH-76	01/26/09 13:47	114.286	GRAB	11/18/09 09:32	191.091	DH-76
02/11/08 12:11	35.310	DIP	02/02/09 13:56	90.857	DH-76	11/23/09 13:09	84.617	DH-76
02/17/08 18:11	1520.954	DH-76	02/09/09 14:10	219.430	DH-76	11/30/09 13:41	57.985	DH-76
02/18/08 08:21	486.824	DH-76	02/11/09 14:18	485.889	DH-76	12/07/09 14:15	87.269	DH-76
02/19/08 14:53	374.197	DH-76	02/12/09 08:10	1554.625	DH-76	12/14/09 13:52	145.005	DH-76
02/25/08 16:17	63.330	DH-76	02/16/09 16:14	123.460	DH-76	12/21/09 14:56	131.793	DIP
03/03/08 14:15	1448.258	DH-76	02/24/09 13:25	86.001	DH-76	12/29/09 11:49	224.932	DH-76
03/04/08 15:26	1066.228	DH-76	02/27/09 14:25	4952.658	DH-76	01/04/10 14:10	121.275	DIP
03/10/08 14:26	143.712	DH-76	03/03/09 14:00	273.293	DH-76	01/11/10 14:09	142.011	GRAB
03/17/08 18:04	56.600	DH-76	03/08/09 13:41	3995.224	DH-76	01/19/10 14:25	135.768	GRAB
03/18/08 15:04	160.876	DH-76	03/09/09 12:51	1093.783	DH-76	01/24/10 14:26	2052.575	DH-76
03/24/08 13:40	36.277	DIP	03/10/09 12:41	910.855	DH-76	01/25/10 13:12	515.632	DH-76
03/31/08 12:31	54.940	DIP	03/11/09 13:32	482.188	DH-76	01/26/10 12:45	307.021	DH-76
04/07/08 16:26	44.728	DIP	03/12/09 09:58	324.473	DH-76	02/01/10 14:47	225.633	DH-76
04/11/08 10:50	2208.487	DH-76	03/16/09 14:26	233.600	DH-76	02/08/10 13:27	136.453	DH-76
04/14/08 14:19	205.221	DH-76	03/23/09 14:38	133.782	DH-76	02/16/10 14:00	123.183	DH-76
04/21/08 12:56	97.627	DIP	03/30/09 14:05	565.591	DH-76	02/23/10 14:25	112.995	DH-76
04/28/08 14:37	60.802	DIP	04/06/09 14:23	125.824	DH-76	03/01/10 13:37	118.634	DH-76
05/05/08 14:34	44.248	DIP	04/13/09 14:40	993.965	DH-76	03/08/10 13:50	651.907	DH-76
05/12/08 08:09	1007.606	DH-76	04/14/09 15:05	309.925	DH-76	03/09/10 15:19	491.221	DH-76
05/13/08 13:56	487.464	DH-76	04/20/09 13:34	770.273	DH-76	03/11/10 13:54	800.900	DH-76
05/19/08 15:08	112.304	DH-76	04/27/09 13:40	200.810	DH-76	03/14/10 11:46	827.750	DH-76
05/27/08 15:51	174.071	DH-76	04/28/09 23:16	403.609	DH-76	03/15/10 13:57	446.200	DH-76
06/02/08 14:12	163.129	DH-76	04/30/09 19:23	1004.948	DH-76	03/15/10 14:12	445.710	DH-76
06/03/08 15:56	288.700	DH-76	05/01/09 08:35	419.357	DH-76	03/16/10 14:06	399.613	DH-76
06/04/08 09:16	907.044	DH-76	05/04/09 12:51	187.113	DH-76	03/24/10 13:34	224.513	DH-76

**Table C6. (Concluded)**

<i>Date/Time (CST)</i>	<i>SSC (mg/L)</i>	<i>Sampling Method</i>	<i>Date/Time (CST)</i>	<i>SSC (mg/L)</i>	<i>Sampling Method</i>
03/29/10 12:45	144.392	DH-76	02/28/11 15:21	439.316	DH-76
04/05/10 12:52	100.841	DH-76	03/01/11 15:44	429.210	DH-76
04/13/10 13:53	135.834	DH-76	03/08/11 15:30	182.954	DH-76
04/19/10 12:59	114.408	DH-76	03/14/11 13:14	129.078	DH-76
04/25/10 21:14	2187.532	DH-76	03/21/11 13:21	126.951	DH-76
04/26/10 12:35	1384.852	DH-76	03/28/11 13:26	55.234	DH-76
04/27/10 13:53	382.217	DH-76	04/05/11 13:48	67.886	DH-76
05/03/10 12:28	188.486	DH-76	04/12/11 14:08	92.919	DH-76
05/10/10 12:34	264.654	DH-76	04/18/11 13:24	203.982	DH-76
05/11/10 13:26	783.437	DH-76	04/20/11 08:16	2615.697	DH-76
05/12/10 07:24	526.636	DH-76	04/21/11 12:31	672.862	DH-76
05/13/10 06:03	1573.821	DH-76	04/22/11 18:10	1361.355	DH-76
05/14/10 13:27	546.608	DH-76	04/26/11 13:52	522.434	DH-76
05/16/10 10:44	256.254	DH-76	05/03/11 14:09	236.702	DH-76
05/19/10 13:02	266.862	DH-76	05/09/11 13:37	191.023	DH-76
05/24/10 12:52	192.331	DH-76	05/17/11 14:16	258.881	DH-76
06/01/10 12:42	220.965	DIP	05/23/11 14:09	201.518	DH-76
06/03/10 07:09	1324.312	DH-76	05/25/11 16:12	1790.138	DH-76
06/07/10 12:22	381.667	DH-76	05/26/11 18:21	987.325	DH-76
06/08/10 13:24	271.422	DH-76	05/31/11 13:53	347.292	DH-76
06/14/10 07:53	1167.452	DH-76	06/05/11 16:32	248.520	DH-76
06/15/10 12:45	625.806	DH-76	06/07/11 14:07	354.737	DH-76
06/19/10 14:01	758.201	DH-76	06/13/11 14:50	251.559	DH-76
06/20/10 08:34	200.400	DH-76	06/15/11 14:42	1868.914	DH-76
06/21/10 11:38	151.075	DH-76	06/16/11 06:48	2435.916	DH-76
06/24/10 13:28	655.634	DH-76	06/20/11 15:25	435.529	DH-76
07/01/10 12:05	230.593	DH-76	06/27/11 11:06	1895.081	DH-76
07/06/10 15:40	353.766	DH-76	07/05/11 14:23	150.402	DH-76
07/13/10 14:25	236.884	DH-76	07/12/11 14:28	134.873	DH-76
07/19/10 14:35	188.072	DH-76	07/18/11 14:37	99.981	DH-76
07/20/10 21:55	194.171	DH-76	07/25/11 13:50	106.274	DH-76
07/28/10 12:32	54.433	DH-76	08/01/11 14:08	61.557	DH-76
08/02/10 14:01	103.945	DH-76	08/08/11 14:29	46.606	DH-76
08/09/10 14:28	47.784	DH-76	08/16/11 13:49	74.398	DH-76
08/16/10 14:38	131.943	DH-76	08/22/11 15:03	70.999	DIP
08/21/10 15:49	1751.913	DH-76	08/29/11 14:13	53.484	DIP
08/23/10 13:29	147.522	DH-76	09/06/11 14:13	29.323	DIP
08/30/10 14:46	84.725	DH-76	09/12/11 13:52	57.795	DIP
09/07/10 14:12	51.667	DH-76	09/20/11 14:25	51.871	DIP
09/13/10 14:22	121.706	DH-76	09/27/11 14:35	34.417	DH-76
09/20/10 14:39	108.436	DH-76			
09/28/10 14:12	109.496	DH-76			
10/05/10 13:10	136.338	DH-76			
10/11/10 14:39	134.022	DH-76			
10/18/10 13:51	132.556	DH-76			
10/25/10 13:53	112.516	DH-76			
11/01/10 14:16	127.036	DH-76			
11/08/10 14:32	147.780	DH-76			
11/15/10 14:05	125.205	DH-76			
11/23/10 14:19	124.102	DH-76			
11/30/10 14:02	140.024	DH-76			
12/06/10 16:24	124.589	DH-76			
12/14/10 16:28	120.962	DH-76			
12/20/10 16:01	150.907	DH-76			
12/28/10 14:56	121.659	DH-76			
12/31/10 17:00	274.272	DH-76			
01/01/11 10:45	2237.097	DIP			
01/04/11 14:34	305.230	DH-76			
01/10/11 17:56	133.895	DH-76			
01/18/11 16:47	161.243	DH-76			
01/24/11 17:14	162.380	DIP			
01/31/11 14:43	135.762	DIP			
02/07/11 14:53	155.515	DIP			
02/14/11 14:37	153.955	DIP			
02/17/11 13:53	617.310	DH-76			
02/21/11 16:00	1660.366	DH-76			
02/22/11 15:21	685.081	DH-76			

**Table C7. Suspended Sediment Concentrations (SSC)  
for Spoon River at Seville (Station 05570000)**

<i>Date/Time (CST)</i>	<i>SSC (mg/L)</i>	<i>Sampling Method</i>	<i>Date/Time (CST)</i>	<i>SSC (mg/L)</i>	<i>Sampling Method</i>	<i>Date/Time (CST)</i>	<i>SSC (mg/L)</i>	<i>Sampling Method</i>
03/29/04 15:51	236.283	DH-76	04/19/05 13:00	57.025	DH-76	05/22/06 11:10	148.976	DH-76
03/29/04 16:08	232.866	DH-76	04/22/05 05:18	3230.153	DH-76	05/30/06 12:27	111.166	DH-76
04/07/04 13:28	74.374	DH-76	04/22/05 12:24	1273.251	DH-76	06/06/06 12:21	147.805	DH-76
04/13/04 13:55	24.724	DH-76	04/26/05 12:18	116.998	DH-76	06/12/06 11:31	100.310	DH-76
04/20/04 12:10	59.914	DH-76	05/03/05 12:38	36.234	DH-76	06/19/06 14:46	124.548	DIP
04/27/04 14:12	42.206	DH-76	05/10/05 12:56	74.790	DH-76	06/27/06 09:53	108.361	DIP
05/04/04 12:40	84.657	DH-76	05/17/05 13:45	47.311	DH-76	07/05/06 13:06	90.406	DIP
05/11/04 13:14	363.852	DH-76	05/24/05 12:04	69.394	DH-76	07/10/06 12:20	68.635	DIP
05/18/04 11:40	364.124	DH-76	05/31/05 13:15	129.906	DH-76	07/18/06 11:37	73.295	DIP
05/25/04 08:48	1151.835	DH-76	06/07/05 13:30	140.599	DH-76	07/25/06 12:09	100.433	DIP
05/26/04 12:52	540.653	DH-76	06/14/05 12:11	62.688	DH-76	08/02/06 12:05	79.997	DIP
05/26/04 13:02	542.068	DH-76	06/21/05 12:05	64.981	DIP	08/09/06 16:28	212.774	DIP
06/01/04 11:45	1869.557	DH-76	06/28/05 13:20	62.952	DIP	08/16/06 06:50	131.231	DH-48
06/08/04 13:31	286.727	DH-76	07/05/05 12:45	64.292	DIP	08/22/06 16:20	77.753	GRAB
06/11/04 09:35	368.747	DH-76	07/12/05 08:29	35.198	DH-76	08/29/06 12:44	68.844	GRAB
06/16/04 10:45	252.898	DH-76	07/19/05 13:08	23.631	DIP	09/05/06 12:51	74.814	DIP
06/22/04 09:50	172.209	DH-76	07/26/05 11:45	22.871	DIP	09/11/06 14:46	859.557	DH-76
06/28/04 13:38	83.633	DH-76	07/27/05 08:35	101.785	DH-76	09/19/06 13:31	69.528	DIP
07/06/04 12:30	590.834	DH-76	08/04/05 07:27	46.188	DIP	09/26/06 12:31	66.265	DIP
07/13/04 10:54	1089.640	DH-76	08/09/05 12:50	32.713	DIP	10/03/06 13:46	83.414	DIP
07/19/04 11:22	133.553	DH-76	08/16/05 12:53	52.527	DH-76	10/11/06 13:00	112.361	DIP
07/27/04 12:15	89.860	DH-76	08/22/05 11:00	51.467	DIP	10/17/06 15:25	90.506	DIP
08/03/04 12:08	47.368	DH-76	08/30/05 12:12	37.963	DIP	10/24/06 13:12	15.416	GRAB
08/10/04 10:25	43.278	DH-76	09/06/05 13:49	30.439	DIP	10/30/06 12:55	33.167	DIP
08/17/04 12:54	39.222	DH-76	09/13/05 11:45	23.057	DIP	11/08/06 14:58	21.910	DIP
08/24/04 11:16	69.991	DH-76	09/19/05 15:00	70.650	DIP	11/14/06 16:20	7.208	DIP
08/27/04 10:43	187.769	DH-76	09/20/05 12:23	210.944	DIP	11/20/06 16:20	3.928	DIP
08/31/04 12:28	88.797	DH-76	09/27/05 12:22	49.011	DIP	11/27/06 12:02	21.074	DIP
09/08/04 11:04	35.460	DH-76	10/04/05 12:06	26.728	DIP	12/06/06 15:52	18.138	DIP
09/14/04 12:37	47.091	DIP	10/11/05 12:35	38.518	DIP	12/11/06 12:10	20.635	DIP
09/21/04 12:00	64.588	DH-76	10/18/05 12:34	49.066	DIP	12/18/06 14:30	133.663	DH-76
09/28/04 11:55	19.030	DIP	10/25/05 12:08	24.122	DIP	12/27/06 15:27	81.596	DH-76
10/05/04 11:30	14.161	DIP	11/01/05 12:50	28.616	DIP	01/02/07 15:02	101.301	DH-76
10/12/04 13:18	51.397	DIP	11/08/05 12:55	24.262	DIP	01/05/07 14:32	130.907	DH-76
10/19/04 11:51	43.055	DH-76	11/15/05 12:53	13.173	DIP	01/08/07 12:28	182.924	DH-76
10/25/04 14:20	479.413	DH-76	11/21/05 13:10	5.060	DIP	01/17/07 15:07	73.013	DIP
10/25/04 14:48	481.585	DH-76	11/28/05 14:54	29.973	DIP	01/22/07 11:36	40.410	DIP
10/26/04 10:23	317.596	DH-76	12/06/05 13:17	52.205	DIP	01/29/07 12:14	71.503	DIP
11/03/04 14:55	571.431	DH-76	12/13/05 15:00	5.797	DIP	02/05/07 13:22	19.379	GRAB
11/08/04 18:00	157.481	DH-76	12/20/05 13:10	6.916	DIP	02/15/07 13:55	13.674	GRAB
11/16/04 12:37	43.786	DH-76	12/27/05 14:43	6.490	DIP	02/21/07 12:33	21.180	GRAB
11/22/04 14:17	72.575	DH-76	01/03/06 12:58	11.206	DIP	02/23/07 13:38	147.330	DIP
11/30/04 13:07	236.182	DH-76	01/10/06 12:58	6.069	DIP	02/25/07 15:57	414.406	DH-76
12/07/04 17:43	948.063	DH-76	01/17/06 13:13	4.379	DIP	02/26/07 10:43	502.474	DH-76
12/08/04 09:19	681.855	DH-76	01/24/06 12:50	5.077	DIP	02/27/07 16:20	471.545	DH-76
12/08/04 09:33	675.661	DH-76	01/30/06 11:50	142.069	DH-76	03/01/07 09:22	1094.688	DH-76
12/10/04 13:52	273.308	DH-76	01/31/06 13:05	111.801	DH-76	03/01/07 16:35	1961.093	DH-76
12/14/04 13:58	106.493	DH-76	02/07/06 13:04	12.047	DIP	03/02/07 09:14	2370.031	DH-76
12/21/04 11:55	42.347	DH-76	02/14/06 12:15	9.381	DIP	03/06/07 14:07	504.963	DH-76
01/04/05 12:30	1115.294	DH-76	02/21/06 13:05	6.239	DIP	03/13/07 14:09	199.821	DH-76
01/11/05 14:08	132.367	DH-76	02/28/06 12:57	6.153	DIP	03/20/07 13:33	112.493	DH-76
01/13/05 09:15	1692.162	DH-76	03/07/06 13:12	11.226	DIP	03/23/07 16:01	2021.861	DH-76
01/16/05 12:04	282.292	DH-76	03/13/06 11:22	27.560	DH-76	03/24/07 12:03	1516.949	DH-76
01/19/05 12:38	202.410	DH-76	03/14/06 13:35	182.584	DH-76	03/25/07 09:20	1387.539	DH-76
01/25/05 13:12	122.091	DH-76	03/20/06 15:24	36.433	DH-76	03/26/07 14:15	720.006	DH-76
02/01/05 12:15	62.389	DH-76	03/27/06 13:48	29.684	DH-76	04/03/07 13:05	265.305	DH-76
02/08/05 13:35	198.903	DH-76	04/03/06 11:28	227.332	DH-76	04/09/07 13:46	73.837	DH-76
02/15/05 12:15	821.427	DH-76	04/04/06 12:05	435.286	DH-76	04/16/07 12:19	85.656	DH-76
02/22/05 14:05	94.135	DH-76	04/07/06 07:48	889.932	DH-76	04/23/07 10:13	80.836	DH-76
03/01/05 11:30	50.484	DH-76	04/10/06 12:32	238.315	DH-76	04/25/07 13:19	955.068	DH-76
03/08/05 13:00	38.379	DH-76	04/17/06 11:25	251.231	DH-76	04/26/07 11:23	2568.831	DH-76
03/15/05 12:25	21.619	DH-76	04/25/06 12:14	177.317	DH-76	05/01/07 13:04	498.596	DH-76
03/22/05 11:15	20.784	DH-76	05/01/06 11:13	190.823	DH-76	05/07/07 11:11	133.693	DH-76
03/29/05 12:59	71.855	DH-76	05/02/06 12:37	917.968	DH-76	05/14/07 13:45	105.607	DH-76
04/05/05 13:36	50.796	DH-76	05/10/06 12:58	184.244	DH-76	05/21/07 15:50	123.785	DH-76
04/11/05 13:11	54.532	DH-76	05/15/06 12:51	47.994	DIP	05/29/07 15:01	389.272	DH-76

**Table C7. (Continued)**

<i>Date/Time (CST)</i>	<i>SSC (mg/L)</i>	<i>Sampling Method</i>	<i>Date/Time (CST)</i>	<i>SSC (mg/L)</i>	<i>Sampling Method</i>	<i>Date/Time (CST)</i>	<i>SSC (mg/L)</i>	<i>Sampling Method</i>
06/04/07 10:58	178.845	DH-76	06/17/08 12:36	441.663	DH-76	08/10/09 14:16	140.798	DH-76
06/11/07 14:14	117.151	DH-76	06/23/08 14:51	202.338	DIP	08/17/09 09:34	301.076	DH-76
06/18/07 15:01	142.563	DH-76	06/30/08 08:54	264.982	DIP	08/24/09 09:32	110.945	DH-76
06/23/07 13:04	504.397	DH-76	07/09/08 14:54	216.558	DH-76	08/31/09 09:12	122.200	DH-76
06/25/07 13:20	475.491	DH-76	07/15/08 12:49	182.983	DIP	09/08/09 13:14	51.922	DH-76
06/26/07 12:07	284.094	DH-76	07/21/08 14:40	135.611	DIP	09/14/09 09:11	43.355	DH-76
07/02/07 08:05	123.897	DH-76	07/28/08 15:40	108.028	DIP	09/21/09 11:25	34.916	DIP
07/09/07 15:16	106.303	DIP	08/04/08 13:41	48.500	DIP	09/28/09 11:08	119.257	DH-76
07/16/07 10:07	32.101	DIP	08/11/08 15:37	41.705	DIP	10/05/09 12:15	60.302	DH-76
07/19/07 09:30	183.467	DH-76	08/20/08 12:41	34.898	DIP	10/13/09 13:28	10.633	DIP
07/24/07 13:11	72.409	DH-76	08/25/08 15:07	28.911	DIP	10/19/09 11:08	107.495	DIP
07/30/07 09:55	52.299	DIP	09/02/08 14:00	85.427	DIP	10/27/09 13:15	228.062	DH-76
08/06/07 15:57	64.721	DIP	09/09/08 15:23	167.638	DIP	10/30/09 15:40	971.737	DH-76
08/14/07 14:18	91.506	DIP	09/15/08 11:55	359.322	DH-76	10/31/09 09:55	630.090	DH-76
08/21/07 13:25	104.479	DIP	09/16/08 12:58	319.789	DH-76	11/03/09 13:42	234.172	DH-76
08/24/07 14:27	140.895	DH-76	09/23/08 13:12	198.042	DH-76	11/09/09 14:22	143.195	DH-76
08/28/07 13:48	310.864	DH-76	10/01/08 12:08	87.634	DIP	11/17/09 16:44	803.217	DH-76
08/28/07 13:54	310.643	DH-76	10/06/08 12:29	31.072	DIP	11/18/09 11:16	289.951	DH-76
08/28/07 14:20	312.455	DH-76	10/14/08 13:42	25.766	DIP	11/23/09 13:38	89.697	DH-76
09/05/07 13:21	76.948	DIP	10/21/08 12:52	21.882	DIP	12/01/09 14:45	73.378	DH-76
09/11/07 13:15	62.272	DIP	10/28/08 15:09	40.206	DIP	12/07/09 14:48	84.227	DH-76
09/18/07 15:22	35.852	DIP	11/04/08 12:41	34.591	DIP	12/15/09 14:09	117.068	DH-76
09/25/07 14:06	15.839	DIP	11/10/08 14:22	20.977	DIP	12/21/09 14:18	121.033	DIP
10/02/07 15:32	46.520	DIP	11/18/08 13:38	30.954	DIP	12/29/09 11:20	294.400	DH-76
10/09/07 12:04	36.525	DIP	11/24/08 13:51	38.227	DIP	01/05/10 14:51	149.242	DH-76
10/15/07 15:02	33.532	DIP	12/02/08 14:27	30.758	DIP	01/12/10 14:40	126.640	GRAB
10/22/07 14:56	60.279	DIP	12/09/08 13:49	57.648	DH-76	01/20/10 14:03	110.154	GRAB
10/29/07 15:02	13.955	DIP	12/16/08 12:51	17.625	DIP	01/25/10 11:18	792.743	DH-76
11/06/07 15:34	13.217	DIP	12/22/08 14:48	20.037	GRAB	01/26/10 12:32	332.064	DH-76
11/13/07 15:34	9.838	DIP	12/27/08 14:16	2472.110	DIP	01/26/10 13:15	336.798	DH-76
11/19/07 16:11	5.238	GRAB	12/29/08 09:56	466.521	DH-76	02/02/10 14:57	179.997	DH-76
11/26/07 16:09	6.668	DIP	01/06/09 14:55	144.184	DH-76	02/09/10 15:52	125.084	DH-76
12/03/07 17:05	10.732	DIP	01/13/09 11:45	42.019	DIP	02/16/10 14:25	126.544	DH-76
12/17/07 17:32	37.056	GRAB	01/20/09 15:30	69.280	GRAB	02/23/10 14:05	114.429	DH-76
12/26/07 11:48	37.620	DIP	01/27/09 11:33	68.643	GRAB	03/02/10 14:16	111.317	DH-76
01/02/08 15:57	93.961	DIP	02/03/09 14:49	24.154	GRAB	03/09/10 14:31	802.650	DH-76
01/07/08 17:15	61.011	DIP	02/10/09 14:50	544.972	DH-76	03/15/10 13:59	424.910	DH-76
01/08/08 10:07	497.869	DH-76	02/11/09 15:56	1160.157	DH-76	03/15/10 14:17	506.847	DH-76
01/14/08 14:53	172.058	DIP	02/16/09 15:46	200.684	DH-76	03/16/10 13:28	222.972	DH-76
01/22/08 14:28	28.619	GRAB	02/24/09 13:55	116.941	DH-76	03/24/10 14:05	224.843	DH-76
01/28/08 15:08	22.721	GRAB	03/03/09 14:23	435.369	DH-76	03/29/10 13:15	160.930	DH-76
02/04/08 11:01	17.799	GRAB	03/09/09 13:35	2171.209	DH-76	04/06/10 14:13	138.618	DH-76
02/05/08 20:34	333.322	DIP	03/10/09 12:08	1387.868	DH-76	04/13/10 13:11	157.508	DH-76
02/11/08 11:43	34.503	DIP	03/16/09 14:14	372.935	DH-76	04/19/10 13:27	143.785	DH-76
02/18/08 00:11	1131.083	DH-76	03/24/09 08:57	138.383	DH-76	04/26/10 13:08	1630.165	DH-76
02/18/08 17:49	1227.707	DH-76	03/30/09 14:27	623.619	DH-76	04/27/10 13:41	662.085	DH-76
02/25/08 14:30	72.618	DIP	04/07/09 13:43	139.406	DH-76	05/03/10 13:01	209.865	DH-76
03/03/08 14:46	1775.526	DH-76	04/14/09 13:16	1111.646	DH-76	05/10/10 13:08	403.244	DH-76
03/04/08 15:06	1868.418	DH-76	04/20/09 14:49	759.151	DH-76	05/14/10 12:56	1067.140	DH-76
03/10/08 14:52	134.176	DH-76	04/28/09 13:00	508.529	DH-76	05/17/10 14:46	514.761	DH-76
03/17/08 15:58	79.631	DH-76	04/30/09 15:35	589.632	DH-76	05/18/10 13:29	143.015	DH-76
03/18/08 13:42	157.762	DIP	05/05/09 13:27	196.976	DH-76	05/19/10 13:31	234.924	DH-76
03/26/08 16:05	46.092	DIP	05/12/09 14:21	176.587	DH-76	05/24/10 13:23	242.348	DH-76
03/31/08 13:00	79.456	DIP	05/14/09 10:28	309.002	DH-76	06/01/10 13:16	218.347	DIP
04/07/08 12:15	50.849	DIP	05/19/09 13:50	210.922	DH-76	06/02/10 13:11	564.224	DH-76
04/11/08 10:24	1354.855	DH-76	05/26/09 13:26	208.728	DH-76	06/07/10 13:04	303.937	DH-76
04/15/08 14:58	268.192	DH-76	06/01/09 14:10	155.180	DH-76	06/08/10 13:51	380.025	DH-76
04/22/08 13:34	225.963	DIP	06/09/09 08:30	158.154	DH-76	06/14/10 11:22	1473.702	DH-76
04/28/08 15:05	127.499	DIP	06/17/09 13:47	137.125	DH-76	06/15/10 13:55	459.756	DH-76
05/06/08 13:27	72.141	DIP	06/22/09 08:30	664.392	DH-76	06/21/10 09:51	210.226	DH-76
05/12/08 17:18	597.386	DH-76	06/29/09 13:39	1109.524	DH-76	06/29/10 14:27	265.189	DH-76
05/13/08 12:27	634.261	DH-76	07/07/09 13:30	192.713	DH-76	07/07/10 10:15	494.546	DH-76
05/20/08 14:10	98.025	DH-76	07/13/09 13:04	283.212	DH-76	07/12/10 10:54	242.416	DH-76
05/27/08 14:18	121.552	DH-76	07/15/09 12:58	1642.559	DH-76	07/19/10 15:13	221.770	DH-76
06/03/08 14:17	442.413	DH-76	07/20/09 13:01	183.714	DH-76	07/28/10 13:13	66.394	DH-76
06/10/08 10:04	191.683	DH-76	07/27/09 13:20	521.421	DH-76	08/03/10 06:18	71.280	DH-76
06/13/08 15:12	910.426	DH-76	08/04/09 13:57	437.381	DH-76	08/10/10 06:32	37.642	DH-76

**Table C7. (Concluded)**

<i>Date/Time (CST)</i>	<i>SSC (mg/L)</i>	<i>Sampling Method</i>
08/17/10 11:15	182.090	DH-76
08/24/10 09:22	186.971	DH-76
08/30/10 11:37	75.934	DH-76
09/07/10 10:14	97.677	DH-76
09/14/10 10:05	80.201	DH-76
09/21/10 06:09	256.313	DH-76
09/28/10 06:34	135.032	DH-76
10/05/10 06:31	122.237	DH-76
10/12/10 10:27	119.625	DH-76
10/19/10 06:22	40.257	DH-76
10/26/10 05:45	858.713	DH-76
11/02/10 05:51	133.527	DH-76
11/09/10 11:37	155.902	DH-76
11/16/10 07:37	136.980	DH-76
11/22/10 08:53	124.706	DH-76
11/29/10 08:57	111.941	DH-76
12/07/10 12:19	141.724	DIP
12/14/10 07:48	153.046	DIP
12/21/10 06:59	142.546	DIP
12/28/10 07:26	124.179	DIP
01/01/11 11:11	975.649	DH-76
01/04/11 07:13	453.352	DH-76
01/10/11 17:21	163.348	DH-76
01/19/11 12:15	161.037	GRAB
01/24/11 08:36	141.045	GRAB
01/31/11 09:26	84.890	GRAB
02/09/11 09:27	114.862	GRAB
02/15/11 07:35	201.205	GRAB
02/22/11 08:07	1487.739	DH-76
02/28/11 08:16	1658.859	DH-76
03/07/11 09:15	230.653	DH-76
03/15/11 05:56	156.347	DH-76
03/22/11 06:21	151.126	DH-76
03/29/11 06:40	84.919	DH-76
04/05/11 06:32	83.217	DH-76
04/12/11 07:42	115.669	DH-76
04/19/11 07:29	1144.959	DH-76
04/20/11 09:46	1190.079	DH-76
04/22/11 21:33	893.482	DH-76
04/25/11 07:47	452.771	DH-76
05/03/11 07:02	289.936	DH-76
05/10/11 07:13	194.931	DH-76
05/17/11 06:35	490.924	DH-76
05/23/11 14:38	235.695	DH-76
05/25/11 09:51	4730.719	DH-76
05/26/11 16:07	1396.143	DH-76
05/31/11 06:58	194.554	DH-76
06/07/11 05:47	1402.943	DH-76
06/14/11 01:48	194.469	DH-76
06/15/11 10:14	2189.947	DH-76
06/21/11 05:45	619.217	DH-76
06/27/11 09:20	1751.245	DH-76
06/28/11 06:17	1423.825	DH-76
07/05/11 06:40	209.442	DH-76
07/12/11 05:57	144.007	DH-76
07/19/11 06:27	119.366	DH-76
07/26/11 06:11	178.046	DH-76
08/01/11 08:21	47.258	DH-76
08/09/11 05:56	35.526	DH-76
08/15/11 08:27	32.574	DH-76
08/22/11 08:19	37.292	DH-76
08/30/11 06:22	40.990	DIP
09/06/11 06:58	64.985	DH-76
09/13/11 06:24	89.224	DIP
09/20/11 06:05	68.712	DIP
09/27/11 06:05	48.394	DIP

**Table C8. Suspended Sediment Concentrations (SSC)  
for Swan Creek (Station 305)**

<i>Date/Time (CST)</i>	<i>SSC (mg/L)</i>	<i>Sampling Method</i>	<i>Date/Time (CST)</i>	<i>SSC (mg/L)</i>	<i>Sampling Method</i>	<i>Date/Time (CST)</i>	<i>SSC (mg/L)</i>	<i>Sampling Method</i>
09/17/06 20:15	59.279	ISCO	11/22/06 12:45	6.767	ISCO	01/06/07 15:45	37.336	ISCO
09/17/06 20:30	59.471	ISCO	11/22/06 15:45	5.855	ISCO	01/06/07 18:45	33.156	ISCO
09/18/06 04:00	62.053	ISCO	11/22/06 18:45	9.767	ISCO	01/06/07 21:45	32.587	ISCO
09/18/06 04:15	54.569	ISCO	11/22/06 21:45	6.237	ISCO	01/07/07 00:45	29.396	ISCO
09/18/06 12:00	26.532	ISCO	11/23/06 00:45	9.412	ISCO	01/07/07 03:45	25.366	ISCO
09/18/06 12:15	23.639	ISCO	11/23/06 03:45	6.431	ISCO	01/09/07 12:32	10.064	GRAB
09/18/06 12:30	21.898	ISCO	11/23/06 06:45	7.057	ISCO	01/10/07 12:00	14.570	ISCO
09/18/06 20:00	38.182	ISCO	11/28/06 12:33	3.981	GRAB	01/11/07 12:00	6.221	ISCO
09/18/06 20:15	39.324	ISCO	11/29/06 12:00	47.759	ISCO	01/12/07 12:00	5.866	ISCO
09/21/06 10:24	18.565	GRAB	11/29/06 17:30	40.668	ISCO	01/13/07 12:00	5.246	ISCO
09/21/06 12:00	32.847	ISCO	11/29/06 20:30	47.556	ISCO	01/14/07 12:00	5.726	ISCO
09/22/06 04:00	33.455	ISCO	11/29/06 23:30	75.610	ISCO	01/15/07 12:00	13.583	ISCO
09/22/06 20:00	33.799	ISCO	11/30/06 02:30	76.949	ISCO	01/15/07 22:15	12.506	ISCO
09/23/06 12:00	92.054	ISCO	11/30/06 05:30	244.641	ISCO	01/17/07 14:03	12.887	GRAB
09/23/06 12:15	71.602	ISCO	11/30/06 08:30	240.479	ISCO	01/23/07 15:04	4.204	DIP
09/23/06 20:15	24.610	ISCO	11/30/06 11:30	324.029	ISCO	01/30/07 12:57	6.008	GRAB
09/23/06 20:30	23.762	ISCO	11/30/06 12:00	347.013	ISCO	02/06/07 13:14	4.176	GRAB
09/24/06 04:00	41.940	ISCO	11/30/06 14:30	406.703	ISCO	02/15/07 14:06	2.993	GRAB
09/24/06 04:15	74.247	ISCO	11/30/06 17:30	435.657	ISCO	02/21/07 12:21	105.267	GRAB
09/24/06 12:00	18.287	ISCO	11/30/06 20:30	427.837	ISCO	02/23/07 12:53	69.668	DIP
09/24/06 20:15	24.653	ISCO	11/30/06 23:30	381.322	ISCO	02/24/07 13:00	17.342	DIP
09/26/06 11:08	19.944	GRAB	12/01/06 02:30	289.009	ISCO	02/25/07 12:13	788.530	DH-76
10/03/06 12:56	21.602	GRAB	12/01/06 05:30	221.728	ISCO	02/25/07 13:45	606.954	ISCO
10/11/06 12:11	22.050	GRAB	12/06/06 14:27	11.326	GRAB	02/25/07 16:45	465.031	ISCO
10/17/06 14:05	34.300	GRAB	12/12/06 13:01	9.140	DH-48	02/25/07 16:51	474.835	DH-76
10/24/06 12:21	8.532	GRAB	12/18/06 13:39	4.075	GRAB	02/25/07 19:45	602.349	ISCO
10/25/06 12:00	12.588	ISCO	12/27/06 14:01	3.947	GRAB	02/25/07 22:45	676.978	ISCO
10/31/06 13:01	9.641	GRAB	12/28/06 12:00	5.039	ISCO	02/26/07 01:45	911.626	ISCO
11/04/06 12:00	7.410	ISCO	12/29/06 12:00	6.218	ISCO	02/26/07 04:45	1220.153	ISCO
11/05/06 12:00	6.402	ISCO	12/30/06 12:00	3.881	ISCO	02/26/07 07:45	1422.070	ISCO
11/06/06 12:00	6.556	ISCO	12/31/06 12:00	15.640	ISCO	02/26/07 10:30	1443.758	ISCO
11/07/06 12:00	12.530	ISCO	12/31/06 23:30	11.034	ISCO	02/26/07 12:00	423.295	ISCO
11/08/06 12:00	10.176	ISCO	01/01/07 02:30	11.523	ISCO	02/26/07 13:30	326.791	ISCO
11/08/06 14:09	5.408	GRAB	01/01/07 05:30	9.725	ISCO	02/26/07 13:45	315.464	ISCO
11/09/06 12:00	14.671	ISCO	01/01/07 08:30	8.487	ISCO	02/26/07 15:45	285.312	ISCO
11/10/06 12:00	9.433	ISCO	01/01/07 11:30	7.290	ISCO	02/26/07 16:45	263.972	ISCO
11/11/06 12:00	4.459	ISCO	01/01/07 12:00	6.874	ISCO	02/26/07 19:45	212.241	ISCO
11/12/06 12:00	6.243	ISCO	01/01/07 14:30	6.533	ISCO	02/26/07 22:45	171.187	ISCO
11/13/06 12:00	4.790	ISCO	01/01/07 17:30	8.967	ISCO	02/27/07 01:45	124.985	ISCO
11/14/06 12:00	4.286	ISCO	01/01/07 20:30	8.554	ISCO	02/27/07 04:45	111.195	ISCO
11/14/06 15:05	2.561	GRAB	01/01/07 23:30	12.201	ISCO	02/27/07 15:21	131.307	DH-76
11/15/06 12:00	3.095	ISCO	01/02/07 02:30	14.794	ISCO	03/01/07 06:15	949.672	ISCO
11/16/06 12:00	3.712	ISCO	01/02/07 05:30	8.761	ISCO	03/01/07 07:30	1353.751	ISCO
11/17/06 12:00	3.417	ISCO	01/02/07 08:30	10.057	ISCO	03/01/07 08:15	1446.527	ISCO
11/18/06 12:00	4.158	ISCO	01/02/07 11:30	8.970	ISCO	03/01/07 10:15	1421.101	DH-76
11/19/06 12:00	6.020	ISCO	01/02/07 12:00	8.602	ISCO	03/01/07 11:15	1614.676	ISCO
11/20/06 12:00	2.104	ISCO	01/02/07 14:16	7.825	GRAB	03/01/07 12:00	1744.636	ISCO
11/20/06 12:45	9.636	ISCO	01/03/07 12:00	7.627	ISCO	03/01/07 13:30	2320.355	ISCO
11/20/06 14:56	21.855	GRAB	01/04/07 12:00	7.313	ISCO	03/01/07 14:15	2986.558	ISCO
11/20/06 15:45	21.421	ISCO	01/04/07 18:45	46.417	ISCO	03/01/07 16:15	3423.035	ISCO
11/20/06 18:45	7.400	ISCO	01/04/07 21:45	48.112	ISCO	03/01/07 16:16	3435.211	DH-76
11/20/06 21:45	8.519	ISCO	01/05/07 03:45	58.009	ISCO	03/01/07 17:15	3181.191	ISCO
11/21/06 00:45	6.887	ISCO	01/05/07 06:45	31.879	ISCO	03/01/07 20:15	2060.801	ISCO
11/21/06 03:45	6.865	ISCO	01/05/07 09:45	55.961	ISCO	03/01/07 23:15	1724.083	ISCO
11/21/06 06:45	11.008	ISCO	01/05/07 12:00	74.782	ISCO	03/02/07 01:31	1564.882	DH-76
11/21/06 09:45	7.351	ISCO	01/05/07 12:45	75.941	ISCO	03/02/07 02:15	1560.335	ISCO
11/21/06 12:00	6.044	ISCO	01/05/07 12:56	73.612	DH-76	03/02/07 05:15	1332.132	ISCO
11/21/06 12:45	4.578	ISCO	01/05/07 15:45	87.182	ISCO	03/02/07 08:28	1132.184	DH-76
11/21/06 15:45	5.227	ISCO	01/05/07 18:45	101.087	ISCO	03/06/07 13:11	74.262	GRAB
11/21/06 18:45	7.608	ISCO	01/05/07 21:45	122.523	ISCO	03/13/07 12:25	18.133	GRAB
11/21/06 21:45	7.771	ISCO	01/06/07 00:45	173.257	ISCO	03/14/07 12:00	19.670	ISCO
11/22/06 00:45	10.141	ISCO	01/06/07 03:45	135.124	ISCO	03/15/07 03:15	27.021	ISCO
11/22/06 03:45	8.085	ISCO	01/06/07 06:45	94.043	ISCO	03/15/07 06:15	34.824	ISCO
11/22/06 06:45	6.998	ISCO	01/06/07 09:45	62.162	ISCO	03/15/07 09:15	28.020	ISCO
11/22/06 09:45	6.255	ISCO	01/06/07 12:00	49.597	ISCO	03/15/07 12:00	28.109	ISCO
11/22/06 12:00	6.823	ISCO	01/06/07 12:45	44.364	ISCO	03/15/07 12:15	26.417	ISCO

**Table C8 (Continued)**

<i>Date/Time (CST)</i>	<i>SSC (mg/L)</i>	<i>Sampling Method</i>	<i>Date/Time (CST)</i>	<i>SSC (mg/L)</i>	<i>Sampling Method</i>	<i>Date/Time (CST)</i>	<i>SSC (mg/L)</i>	<i>Sampling Method</i>
03/15/07 15:15	25.526	ISCO	03/26/07 11:15	126.702	ISCO	04/09/07 12:00	69.150	ISCO
03/15/07 18:15	30.998	ISCO	03/26/07 12:00	121.762	ISCO	04/09/07 12:57	32.912	DIP
03/15/07 21:15	36.372	ISCO	03/26/07 13:08	116.991	DIP	04/10/07 12:00	34.571	ISCO
03/16/07 00:15	37.691	ISCO	03/26/07 14:15	113.894	ISCO	04/10/07 23:15	47.320	ISCO
03/16/07 03:15	41.805	ISCO	03/26/07 17:15	106.243	ISCO	04/11/07 02:15	50.006	ISCO
03/16/07 06:15	36.395	ISCO	03/26/07 20:15	105.934	ISCO	04/11/07 05:15	56.862	ISCO
03/16/07 09:15	33.075	ISCO	03/26/07 23:15	105.836	ISCO	04/11/07 08:15	62.976	ISCO
03/16/07 12:00	29.360	ISCO	03/27/07 02:15	104.244	ISCO	04/11/07 11:15	71.567	ISCO
03/16/07 12:15	31.490	ISCO	03/27/07 05:15	100.380	ISCO	04/11/07 12:00	77.404	ISCO
03/16/07 15:15	30.409	ISCO	03/27/07 08:15	92.639	ISCO	04/11/07 14:15	96.807	ISCO
03/16/07 18:15	28.873	ISCO	03/27/07 11:15	81.574	ISCO	04/11/07 17:15	125.634	ISCO
03/16/07 21:15	26.677	ISCO	03/27/07 12:00	78.994	ISCO	04/11/07 20:15	136.088	ISCO
03/17/07 00:15	23.831	ISCO	03/27/07 14:15	75.954	ISCO	04/11/07 23:15	146.128	ISCO
03/17/07 03:15	21.139	ISCO	03/27/07 17:15	75.148	ISCO	04/12/07 02:15	141.967	ISCO
03/17/07 06:15	23.488	ISCO	03/27/07 20:15	80.943	ISCO	04/12/07 05:15	129.167	ISCO
03/17/07 09:15	17.834	ISCO	03/27/07 23:15	81.217	ISCO	04/12/07 08:15	117.137	ISCO
03/17/07 12:00	18.350	ISCO	03/28/07 02:15	81.663	ISCO	04/12/07 11:15	104.373	ISCO
03/17/07 12:15	16.402	ISCO	03/28/07 05:15	83.766	ISCO	04/12/07 12:00	99.598	ISCO
03/20/07 12:41	11.718	GRAB	03/28/07 08:15	81.984	ISCO	04/12/07 14:15	89.749	ISCO
03/21/07 09:49	25.526	DIP	03/28/07 11:15	73.243	ISCO	04/12/07 17:15	79.493	ISCO
03/21/07 12:00	21.753	ISCO	03/28/07 12:00	69.378	ISCO	04/12/07 20:15	70.491	ISCO
03/21/07 17:45	24.383	ISCO	03/28/07 14:15	65.528	ISCO	04/12/07 23:15	63.124	ISCO
03/21/07 20:45	25.472	ISCO	03/28/07 17:15	66.621	ISCO	04/13/07 02:15	80.119	ISCO
03/21/07 23:45	33.149	ISCO	03/28/07 20:15	64.603	ISCO	04/13/07 05:15	52.632	ISCO
03/22/07 02:45	32.075	ISCO	03/28/07 23:15	71.055	ISCO	04/13/07 08:15	53.186	ISCO
03/22/07 05:45	33.462	ISCO	03/29/07 02:15	67.786	ISCO	04/13/07 11:15	44.912	ISCO
03/22/07 08:45	28.169	ISCO	03/29/07 05:15	69.573	ISCO	04/17/07 13:31	23.441	DIP
03/22/07 11:45	25.564	ISCO	03/30/07 15:51	4327.336	DH-76	04/18/07 12:00	20.357	ISCO
03/22/07 12:00	23.651	ISCO	03/30/07 16:00	4105.173	ISCO	04/19/07 12:00	17.840	ISCO
03/22/07 14:45	26.473	ISCO	03/30/07 17:15	3895.170	ISCO	04/20/07 12:00	21.569	ISCO
03/22/07 17:45	32.864	ISCO	03/30/07 20:15	2617.534	ISCO	04/21/07 12:00	16.991	ISCO
03/22/07 20:45	32.509	ISCO	03/30/07 23:15	1900.499	ISCO	04/22/07 12:00	13.102	ISCO
03/22/07 23:45	30.145	ISCO	03/31/07 02:00	1645.133	ISCO	04/23/07 12:00	21.345	ISCO
03/23/07 05:45	556.969	ISCO	03/31/07 02:15	1576.073	ISCO	04/24/07 12:00	20.685	ISCO
03/23/07 07:41	198.959	DIP	03/31/07 03:45	1447.664	ISCO	04/24/07 12:35	17.914	GRAB
03/23/07 08:45	399.127	ISCO	03/31/07 05:15	1304.968	ISCO	04/24/07 21:45	35.296	ISCO
03/23/07 11:45	316.841	ISCO	03/31/07 08:00	1020.630	ISCO	04/25/07 00:45	257.401	ISCO
03/23/07 12:00	391.080	ISCO	03/31/07 08:15	1008.588	ISCO	04/25/07 02:30	237.479	ISCO
03/23/07 13:54	362.375	DH-76	03/31/07 11:15	793.367	ISCO	04/25/07 03:45	888.592	ISCO
03/23/07 14:45	366.055	ISCO	03/31/07 12:00	716.172	ISCO	04/25/07 06:45	913.514	ISCO
03/23/07 17:45	491.748	ISCO	03/31/07 14:15	671.408	ISCO	04/25/07 09:11	258.937	DH-76
03/23/07 20:45	675.572	ISCO	03/31/07 17:15	580.101	ISCO	04/25/07 09:45	225.419	ISCO
03/23/07 23:45	702.937	ISCO	03/31/07 20:15	539.160	ISCO	04/25/07 12:00	196.383	ISCO
03/24/07 02:45	634.046	ISCO	03/31/07 23:15	496.020	ISCO	04/25/07 12:45	206.191	ISCO
03/24/07 05:45	451.748	ISCO	04/01/07 02:15	594.539	ISCO	04/25/07 15:04	250.031	DH-76
03/24/07 08:45	352.259	ISCO	04/01/07 04:00	1054.568	ISCO	04/25/07 15:45	288.343	ISCO
03/24/07 10:45	1673.084	ISCO	04/01/07 05:15	1346.670	ISCO	04/25/07 18:45	370.674	ISCO
03/24/07 10:51	1415.481	DH-76	04/01/07 08:15	1515.709	ISCO	04/25/07 21:45	273.858	ISCO
03/24/07 11:15	1186.437	ISCO	04/01/07 11:15	1005.851	ISCO	04/26/07 03:45	179.616	ISCO
03/24/07 14:15	1187.865	ISCO	04/01/07 12:00	942.084	ISCO	04/26/07 06:45	182.237	ISCO
03/24/07 17:15	601.799	ISCO	04/01/07 14:15	839.569	ISCO	04/26/07 09:45	504.576	ISCO
03/24/07 19:28	476.509	DH-76	04/01/07 17:15	722.793	ISCO	04/26/07 10:43	346.221	DH-76
03/24/07 20:15	510.897	ISCO	04/03/07 12:09	178.707	DIP	04/26/07 12:00	271.574	ISCO
03/24/07 23:15	555.547	ISCO	04/03/07 12:15	182.806	ISCO	04/26/07 12:45	241.266	ISCO
03/25/07 02:15	806.053	ISCO	04/03/07 15:15	182.793	ISCO	04/26/07 15:45	208.609	ISCO
03/25/07 05:15	693.527	ISCO	04/03/07 18:15	166.540	ISCO	04/26/07 18:45	126.095	ISCO
03/25/07 08:15	450.039	ISCO	04/03/07 21:15	162.274	ISCO	04/26/07 21:45	197.049	ISCO
03/25/07 10:17	349.174	DH-76	04/04/07 00:15	156.765	ISCO	04/27/07 00:45	178.297	ISCO
03/25/07 11:15	311.636	ISCO	04/04/07 03:15	144.396	ISCO	04/27/07 03:45	154.471	ISCO
03/25/07 12:00	281.577	ISCO	04/04/07 06:15	137.901	ISCO	04/27/07 06:45	153.352	ISCO
03/25/07 14:15	266.200	ISCO	04/04/07 09:15	128.702	ISCO	04/27/07 09:45	118.226	ISCO
03/25/07 17:15	195.220	ISCO	04/04/07 12:00	123.996	ISCO	04/27/07 12:00	101.041	ISCO
03/25/07 20:15	182.268	ISCO	04/04/07 12:15	117.691	ISCO	04/27/07 12:45	96.316	ISCO
03/25/07 23:15	164.078	ISCO	04/05/07 12:00	89.209	ISCO	04/27/07 15:45	80.184	ISCO
03/26/07 02:15	152.627	ISCO	04/06/07 12:00	72.828	ISCO	04/27/07 18:45	79.044	ISCO
03/26/07 05:15	154.354	ISCO	04/07/07 12:00	64.677	ISCO	04/27/07 21:45	80.655	ISCO
03/26/07 08:15	135.714	ISCO	04/08/07 12:00	81.915	ISCO	04/28/07 00:45	78.743	ISCO

**Table C8 (Continued)**

<i>Date/Time (CST)</i>	<i>SSC (mg/L)</i>	<i>Sampling Method</i>	<i>Date/Time (CST)</i>	<i>SSC (mg/L)</i>	<i>Sampling Method</i>	<i>Date/Time (CST)</i>	<i>SSC (mg/L)</i>	<i>Sampling Method</i>
04/28/07 03:45	73.370	ISCO	06/04/07 12:00	113.246	ISCO	08/24/07 12:00	205.760	ISCO
04/28/07 06:45	75.980	ISCO	06/05/07 12:00	103.410	ISCO	08/24/07 13:00	259.498	ISCO
04/28/07 09:45	57.513	ISCO	06/05/07 12:55	97.109	DH-48	08/24/07 15:30	504.885	ISCO
04/28/07 12:00	50.490	ISCO	06/06/07 12:00	177.931	ISCO	08/24/07 16:00	527.613	ISCO
04/28/07 12:45	47.661	ISCO	06/07/07 12:00	94.840	ISCO	08/24/07 19:00	490.126	ISCO
04/28/07 15:45	46.170	ISCO	06/08/07 12:00	82.378	ISCO	08/24/07 22:00	695.600	ISCO
04/28/07 18:45	48.381	ISCO	06/09/07 12:00	73.031	ISCO	08/25/07 01:00	643.055	ISCO
04/28/07 21:45	54.089	ISCO	06/10/07 12:00	79.611	ISCO	08/25/07 04:00	565.316	ISCO
04/29/07 00:45	54.218	ISCO	06/11/07 12:00	90.168	ISCO	08/25/07 07:00	326.793	ISCO
05/01/07 12:10	31.994	DIP	06/11/07 13:24	66.534	GRAB	08/25/07 10:00	272.300	ISCO
05/02/07 12:00	31.564	ISCO	06/12/07 12:00	72.082	ISCO	08/25/07 12:00	261.153	ISCO
05/03/07 12:00	30.399	ISCO	06/13/07 12:00	77.496	ISCO	08/25/07 13:00	469.114	ISCO
05/04/07 12:00	53.609	ISCO	06/14/07 12:00	71.035	ISCO	08/25/07 14:15	730.205	ISCO
05/05/07 12:00	37.626	ISCO	06/15/07 12:00	77.561	ISCO	08/25/07 16:00	967.980	ISCO
05/06/07 12:00	46.462	ISCO	06/16/07 12:00	100.131	ISCO	08/25/07 19:00	855.668	ISCO
05/07/07 12:00	37.137	ISCO	06/17/07 12:00	78.425	ISCO	08/25/07 22:00	581.862	ISCO
05/08/07 12:00	24.948	ISCO	06/18/07 12:00	162.902	ISCO	08/26/07 01:00	479.370	ISCO
05/08/07 12:03	26.216	GRAB	06/19/07 12:00	78.291	ISCO	08/26/07 04:00	378.046	ISCO
05/09/07 12:00	61.554	ISCO	06/19/07 15:50	57.233	GRAB	08/26/07 07:00	285.361	ISCO
05/10/07 12:00	32.137	ISCO	06/20/07 12:00	101.292	ISCO	08/26/07 10:00	234.776	ISCO
05/11/07 12:00	37.115	ISCO	06/21/07 12:00	99.988	ISCO	08/26/07 12:00	204.839	ISCO
05/12/07 12:00	33.677	ISCO	06/22/07 03:30	403.696	ISCO	08/28/07 12:44	57.843	GRAB
05/13/07 12:00	32.576	ISCO	06/22/07 04:30	668.543	ISCO	09/05/07 11:53	21.720	GRAB
05/14/07 12:00	34.703	ISCO	06/22/07 07:30	596.637	ISCO	09/11/07 12:23	27.741	GRAB
05/15/07 12:00	33.276	ISCO	06/22/07 10:30	423.208	ISCO	09/19/07 12:12	20.934	GRAB
05/15/07 12:21	21.074	GRAB	06/22/07 12:00	366.214	ISCO	09/25/07 12:13	16.452	GRAB
05/16/07 12:00	32.980	ISCO	06/22/07 13:30	350.142	ISCO	10/01/07 12:41	11.086	GRAB
05/17/07 12:00	29.580	ISCO	06/22/07 16:30	308.242	ISCO	10/10/07 10:06	15.969	GRAB
05/18/07 12:00	24.520	ISCO	06/22/07 19:30	378.563	ISCO	10/16/07 11:48	12.484	GRAB
05/19/07 12:00	27.523	ISCO	06/22/07 22:30	374.515	ISCO	10/23/07 12:41	26.560	GRAB
05/20/07 12:00	25.975	ISCO	06/23/07 04:30	785.920	ISCO	10/30/07 11:51	8.813	GRAB
05/21/07 12:00	39.034	ISCO	06/23/07 07:30	528.534	ISCO	11/06/07 13:46	4.704	GRAB
05/22/07 12:00	33.833	ISCO	06/23/07 10:30	793.540	ISCO	11/13/07 14:29	4.820	GRAB
05/22/07 12:18	28.427	GRAB	06/23/07 12:00	912.018	ISCO	11/18/07 13:30	40.977	ISCO
05/23/07 12:00	42.001	ISCO	06/23/07 12:55	1151.228	DH-76	11/18/07 16:30	14.043	ISCO
05/24/07 12:00	49.513	ISCO	06/23/07 13:30	1455.690	ISCO	11/18/07 19:30	9.753	ISCO
05/25/07 12:00	41.500	ISCO	06/23/07 16:30	1505.693	ISCO	11/19/07 14:39	7.483	GRAB
05/26/07 12:00	48.856	ISCO	06/23/07 19:30	1069.092	ISCO	11/20/07 10:00	17.947	ISCO
05/26/07 18:45	475.243	ISCO	06/23/07 22:30	755.296	ISCO	11/20/07 12:00	18.394	ISCO
05/26/07 21:45	624.954	ISCO	06/24/07 04:30	400.713	ISCO	11/20/07 13:00	19.217	ISCO
05/27/07 00:45	572.533	ISCO	06/24/07 07:30	353.675	ISCO	11/20/07 16:00	19.329	ISCO
05/27/07 03:45	340.990	ISCO	06/24/07 10:30	353.384	ISCO	11/20/07 19:00	20.304	ISCO
05/27/07 06:45	422.632	ISCO	06/24/07 12:00	349.029	ISCO	11/20/07 22:00	20.683	ISCO
05/27/07 09:45	381.341	ISCO	06/24/07 13:30	310.665	ISCO	11/21/07 01:00	21.189	ISCO
05/27/07 12:00	727.701	ISCO	06/24/07 16:30	263.665	ISCO	11/21/07 04:00	17.649	ISCO
05/27/07 12:45	629.571	ISCO	06/24/07 19:30	249.410	ISCO	11/21/07 07:00	18.005	ISCO
05/27/07 15:45	497.669	ISCO	06/24/07 22:30	217.711	ISCO	11/21/07 10:00	16.986	ISCO
05/27/07 18:45	442.276	ISCO	06/25/07 01:30	192.054	ISCO	11/21/07 12:00	16.943	ISCO
05/27/07 21:45	368.462	ISCO	06/25/07 04:30	186.443	ISCO	11/21/07 13:00	16.116	ISCO
05/28/07 00:45	434.829	ISCO	06/25/07 07:30	193.132	ISCO	11/21/07 16:00	16.108	ISCO
05/28/07 03:45	347.917	ISCO	06/25/07 10:30	197.265	ISCO	11/21/07 19:00	17.188	ISCO
05/28/07 06:45	325.975	ISCO	06/25/07 12:00	191.388	ISCO	11/21/07 22:00	13.130	ISCO
05/28/07 09:45	227.621	ISCO	06/25/07 13:30	226.167	ISCO	11/22/07 01:00	10.199	ISCO
05/28/07 12:00	199.191	ISCO	06/26/07 12:12	149.512	DIP	11/22/07 04:00	13.317	ISCO
05/28/07 12:45	195.878	ISCO	07/02/07 09:16	62.436	GRAB	11/22/07 07:00	12.524	ISCO
05/28/07 15:45	162.738	ISCO	07/10/07 12:10	50.549	GRAB	11/22/07 10:00	12.945	ISCO
05/28/07 18:45	145.895	ISCO	07/16/07 14:11	31.739	GRAB	11/22/07 12:00	11.494	ISCO
05/29/07 14:06	111.944	DH-48	07/17/07 12:57	126.857	GRAB	11/22/07 13:00	12.588	ISCO
05/29/07 14:15	112.009	ISCO	07/19/07 09:45	36.996	GRAB	11/22/07 16:00	13.795	ISCO
05/29/07 17:15	104.976	ISCO	07/19/07 13:58	26.561	GRAB	11/22/07 19:00	13.412	ISCO
05/29/07 20:15	112.003	ISCO	07/24/07 11:42	14.747	GRAB	11/22/07 22:00	12.404	ISCO
05/29/07 23:15	103.162	ISCO	07/31/07 11:21	13.396	GRAB	11/27/07 13:49	5.276	GRAB
05/30/07 12:00	99.042	ISCO	08/07/07 11:47	12.320	GRAB	12/04/07 16:26	6.480	GRAB
05/31/07 12:00	113.882	ISCO	08/14/07 12:50	28.437	GRAB	12/11/07 16:03	4.668	GRAB
06/01/07 12:00	126.155	ISCO	08/21/07 12:08	37.950	GRAB	12/18/07 16:49	7.245	GRAB
06/02/07 12:00	109.575	ISCO	08/24/07 08:25	250.383	DIP	12/26/07 13:13	9.151	GRAB
06/03/07 12:00	110.151	ISCO	08/24/07 10:00	220.844	ISCO	01/02/08 16:21	1.993	GRAB



**Table C8 (Continued)**

<i>Date/Time (CST)</i>	<i>SSC (mg/L)</i>	<i>Sampling Method</i>	<i>Date/Time (CST)</i>	<i>SSC (mg/L)</i>	<i>Sampling Method</i>	<i>Date/Time (CST)</i>	<i>SSC (mg/L)</i>	<i>Sampling Method</i>
01/07/08 16:24	150.987	DIP	02/17/08 12:51	757.688	DH-76	03/26/08 12:00	17.518	ISCO
01/08/08 02:34	98.727	DIP	02/17/08 12:52	697.673	ISCO	03/27/08 12:00	18.879	ISCO
01/08/08 02:45	85.155	ISCO	02/17/08 15:30	722.073	ISCO	03/27/08 20:00	57.586	ISCO
01/08/08 05:45	76.716	ISCO	02/17/08 18:30	671.673	ISCO	03/27/08 23:00	134.102	ISCO
01/08/08 08:45	80.343	ISCO	02/17/08 21:30	640.664	ISCO	03/28/08 02:00	60.402	ISCO
01/08/08 11:01	100.269	DIP	02/18/08 00:30	629.544	ISCO	03/28/08 05:00	72.578	ISCO
01/08/08 11:45	93.546	ISCO	02/18/08 03:30	573.570	ISCO	03/28/08 08:00	50.434	ISCO
01/08/08 12:00	95.881	ISCO	02/18/08 06:30	1061.392	ISCO	03/28/08 11:00	50.205	ISCO
01/08/08 14:45	116.967	ISCO	02/18/08 09:30	892.413	ISCO	03/28/08 12:00	48.127	ISCO
01/08/08 17:45	146.603	ISCO	02/18/08 12:00	746.989	ISCO	03/28/08 14:00	48.352	ISCO
01/08/08 20:45	182.588	ISCO	02/18/08 12:30	565.869	ISCO	03/28/08 17:00	46.040	ISCO
01/08/08 23:45	182.151	ISCO	02/18/08 16:09	470.981	DH-76	03/28/08 20:00	49.977	ISCO
01/09/08 02:45	170.078	ISCO	02/19/08 14:29	106.971	DIP	03/28/08 23:00	116.374	ISCO
01/09/08 05:45	172.821	ISCO	02/25/08 15:43	53.686	GRAB	03/29/08 02:00	79.181	ISCO
01/09/08 08:45	126.100	ISCO	03/03/08 12:16	1405.898	DH-76	03/29/08 05:00	73.905	ISCO
01/09/08 10:48	129.582	DIP	03/03/08 12:30	1398.435	ISCO	03/29/08 08:00	46.135	ISCO
01/09/08 11:45	124.754	ISCO	03/03/08 15:30	1884.317	ISCO	03/29/08 11:00	44.675	ISCO
01/09/08 12:00	120.195	ISCO	03/03/08 18:30	2467.906	ISCO	03/29/08 12:00	30.192	ISCO
01/09/08 14:45	86.724	ISCO	03/03/08 21:30	1797.232	ISCO	03/29/08 14:00	29.930	ISCO
01/09/08 17:45	67.668	ISCO	03/03/08 23:05	1396.646	DH-76	03/29/08 17:00	23.141	ISCO
01/09/08 20:45	54.877	ISCO	03/04/08 03:30	994.012	ISCO	03/29/08 20:00	22.932	ISCO
01/09/08 23:45	47.637	ISCO	03/04/08 09:30	474.858	ISCO	03/29/08 23:00	22.712	ISCO
01/10/08 02:45	44.918	ISCO	03/04/08 12:00	369.016	ISCO	03/30/08 02:00	25.632	ISCO
01/10/08 05:45	39.674	ISCO	03/04/08 12:30	347.802	ISCO	04/01/08 13:23	28.662	DIP
01/10/08 08:45	33.936	ISCO	03/04/08 14:00	295.118	DIP	04/02/08 12:00	18.753	ISCO
01/10/08 11:45	26.392	ISCO	03/11/08 13:14	22.631	DIP	04/03/08 12:00	11.066	ISCO
01/10/08 12:00	25.819	ISCO	03/12/08 12:00	19.715	ISCO	04/04/08 12:00	12.334	ISCO
01/10/08 14:45	23.986	ISCO	03/13/08 12:00	21.743	ISCO	04/05/08 12:00	14.541	ISCO
01/10/08 17:45	23.071	ISCO	03/14/08 12:00	18.751	ISCO	04/06/08 12:00	13.654	ISCO
01/10/08 20:45	18.754	ISCO	03/15/08 12:00	17.948	ISCO	04/07/08 12:00	15.647	ISCO
01/10/08 23:45	19.066	ISCO	03/16/08 12:00	15.987	ISCO	04/07/08 14:54	19.053	DIP
01/15/08 13:51	13.411	GRAB	03/17/08 12:00	16.545	ISCO	04/08/08 12:00	68.866	ISCO
01/22/08 15:01	3.927	GRAB	03/17/08 16:44	43.315	DIP	04/08/08 14:45	47.760	ISCO
01/29/08 11:43	26.310	GRAB	03/17/08 18:30	112.588	ISCO	04/08/08 17:45	74.549	ISCO
02/05/08 10:55	11.053	GRAB	03/17/08 21:30	126.985	ISCO	04/08/08 20:45	94.693	ISCO
02/05/08 14:04	37.149	DIP	03/18/08 00:30	182.437	ISCO	04/08/08 23:45	142.039	ISCO
02/05/08 14:30	58.157	ISCO	03/18/08 03:30	169.114	ISCO	04/09/08 02:45	324.944	ISCO
02/05/08 17:30	107.687	ISCO	03/18/08 06:30	256.811	ISCO	04/09/08 05:45	390.510	ISCO
02/05/08 19:44	147.607	DIP	03/18/08 09:30	332.298	ISCO	04/09/08 08:45	431.345	ISCO
02/05/08 20:30	173.753	ISCO	03/18/08 12:00	353.909	ISCO	04/09/08 11:45	350.513	ISCO
02/05/08 23:30	247.037	ISCO	03/18/08 12:41	341.521	DIP	04/09/08 12:00	338.496	ISCO
02/06/08 02:30	358.817	ISCO	03/18/08 15:30	425.564	ISCO	04/09/08 14:45	285.995	ISCO
02/06/08 05:30	447.353	ISCO	03/18/08 18:30	378.650	ISCO	04/09/08 17:45	225.404	ISCO
02/06/08 08:30	561.243	ISCO	03/18/08 21:30	263.248	ISCO	04/09/08 20:45	185.928	ISCO
02/06/08 10:37	549.710	DH-76	03/19/08 00:30	202.287	ISCO	04/09/08 23:45	151.801	ISCO
02/06/08 11:30	585.713	ISCO	03/19/08 03:30	159.391	ISCO	04/10/08 02:45	141.242	ISCO
02/06/08 12:00	539.332	ISCO	03/19/08 06:30	131.032	ISCO	04/10/08 05:45	177.515	ISCO
02/06/08 14:30	489.335	ISCO	03/19/08 09:30	109.855	ISCO	04/10/08 08:45	194.046	ISCO
02/06/08 15:16	474.313	DH-76	03/19/08 12:00	93.562	ISCO	04/10/08 12:00	443.081	ISCO
02/06/08 17:30	416.259	ISCO	03/19/08 12:30	90.847	ISCO	04/10/08 14:45	782.963	ISCO
02/06/08 20:30	336.436	ISCO	03/19/08 15:30	79.717	ISCO	04/10/08 17:45	1634.896	ISCO
02/06/08 23:30	277.416	ISCO	03/19/08 18:30	68.362	ISCO	04/10/08 20:00	2585.403	ISCO
02/07/08 02:30	187.892	ISCO	03/19/08 21:30	65.957	ISCO	04/10/08 20:45	3196.881	ISCO
02/07/08 05:30	149.367	ISCO	03/20/08 00:30	66.341	ISCO	04/10/08 23:45	3394.550	ISCO
02/07/08 08:25	93.973	DIP	03/20/08 03:30	62.274	ISCO	04/11/08 08:39	2968.755	DH-76
02/07/08 12:00	112.092	ISCO	03/20/08 06:30	55.078	ISCO	04/11/08 08:45	2903.624	ISCO
02/07/08 14:30	140.375	ISCO	03/20/08 09:30	50.014	ISCO	04/11/08 11:45	2601.968	ISCO
02/07/08 17:30	119.708	ISCO	03/20/08 12:00	60.573	ISCO	04/11/08 12:00	2457.806	ISCO
02/07/08 20:30	83.899	ISCO	03/20/08 12:30	44.917	ISCO	04/11/08 13:19	2279.153	DH-76
02/07/08 23:30	66.833	ISCO	03/20/08 15:30	42.891	ISCO	04/11/08 14:45	1878.284	ISCO
02/08/08 02:30	55.787	ISCO	03/20/08 18:30	41.063	ISCO	04/11/08 17:45	1324.555	ISCO
02/08/08 05:30	48.370	ISCO	03/20/08 21:30	41.705	ISCO	04/11/08 20:45	1076.697	ISCO
02/13/08 13:55	19.510	GRAB	03/21/08 00:30	40.834	ISCO	04/11/08 23:45	856.201	ISCO
02/17/08 12:08	824.827	DH-76	03/21/08 03:30	41.239	ISCO	04/12/08 02:45	719.495	ISCO
02/17/08 12:30	742.282	ISCO	03/21/08 06:30	39.665	ISCO	04/12/08 05:45	603.413	ISCO
02/17/08 12:41	720.164	ISCO	03/24/08 13:04	19.250	DIP	04/12/08 08:45	532.897	ISCO
02/17/08 12:42	813.520	DH-76	03/25/08 12:00	18.023	ISCO	04/12/08 11:45	455.103	ISCO

**Table C8 (Continued)**

<i>Date/Time (CST)</i>	<i>SSC (mg/L)</i>	<i>Sampling Method</i>	<i>Date/Time (CST)</i>	<i>SSC (mg/L)</i>	<i>Sampling Method</i>	<i>Date/Time (CST)</i>	<i>SSC (mg/L)</i>	<i>Sampling Method</i>
04/12/08 12:00	448.184	ISCO	05/04/08 12:00	43.515	ISCO	06/03/08 11:18	356.983	GRAB
04/12/08 14:45	413.180	ISCO	05/05/08 12:00	48.984	ISCO	06/03/08 12:00	378.674	ISCO
04/12/08 17:45	372.092	ISCO	05/06/08 12:15	16.441	DIP	06/03/08 13:15	183.975	ISCO
04/12/08 20:45	337.477	ISCO	05/07/08 12:00	34.992	ISCO	06/03/08 16:15	215.784	ISCO
04/12/08 23:45	302.473	ISCO	05/08/08 12:00	37.834	ISCO	06/03/08 17:05	239.217	ISCO
04/13/08 02:45	275.293	ISCO	05/09/08 12:00	30.460	ISCO	06/03/08 19:15	286.330	ISCO
04/13/08 05:45	253.621	ISCO	05/10/08 12:00	34.853	ISCO	06/03/08 22:15	555.629	ISCO
04/13/08 08:45	247.850	ISCO	05/11/08 01:00	364.264	ISCO	06/04/08 01:15	559.492	ISCO
04/13/08 11:45	227.358	ISCO	05/11/08 04:00	332.902	ISCO	06/04/08 04:15	480.320	ISCO
04/13/08 12:00	221.964	ISCO	05/11/08 06:15	515.827	ISCO	06/04/08 07:15	584.502	ISCO
04/13/08 14:45	215.468	ISCO	05/11/08 07:00	691.743	ISCO	06/04/08 08:54	667.216	DH-76
04/13/08 17:45	198.393	ISCO	05/11/08 10:00	550.347	ISCO	06/04/08 10:15	566.719	ISCO
04/13/08 20:45	194.528	ISCO	05/11/08 13:00	469.570	ISCO	06/04/08 12:00	390.047	ISCO
04/15/08 13:21	111.634	DIP	05/11/08 16:00	391.837	ISCO	06/04/08 13:15	361.319	ISCO
04/15/08 16:30	115.302	ISCO	05/11/08 19:00	442.449	ISCO	06/04/08 16:15	601.050	ISCO
04/15/08 19:30	111.860	ISCO	05/11/08 22:00	365.552	ISCO	06/04/08 19:15	659.472	ISCO
04/15/08 22:30	104.867	ISCO	05/12/08 01:00	263.770	ISCO	06/04/08 22:15	517.244	ISCO
04/16/08 01:30	104.844	ISCO	05/12/08 04:00	224.732	ISCO	06/05/08 01:15	411.323	ISCO
04/16/08 04:30	98.390	ISCO	05/12/08 07:00	183.827	ISCO	06/05/08 04:15	285.834	ISCO
04/16/08 07:30	94.397	ISCO	05/12/08 09:34	121.526	DH-76	06/05/08 07:15	241.154	ISCO
04/16/08 10:30	93.872	ISCO	05/12/08 10:00	136.653	ISCO	06/05/08 09:32	190.278	DH-76
04/16/08 12:00	91.881	ISCO	05/12/08 12:00	120.024	ISCO	06/05/08 09:45	183.134	ISCO
04/16/08 13:30	92.418	ISCO	05/12/08 13:00	105.938	ISCO	06/05/08 12:00	179.120	ISCO
04/16/08 16:30	92.995	ISCO	05/12/08 16:00	91.625	ISCO	06/05/08 12:45	174.062	ISCO
04/16/08 19:30	92.521	ISCO	05/12/08 19:00	79.136	ISCO	06/05/08 15:45	145.940	ISCO
04/16/08 22:30	88.707	ISCO	05/12/08 22:00	82.113	ISCO	06/05/08 18:45	133.044	ISCO
04/17/08 01:30	88.470	ISCO	05/13/08 01:00	73.085	ISCO	06/05/08 21:45	115.215	ISCO
04/17/08 04:30	84.250	ISCO	05/13/08 13:18	34.172	DH-76	06/06/08 00:45	108.940	ISCO
04/17/08 07:30	80.454	ISCO	05/13/08 16:00	42.468	ISCO	06/06/08 03:45	120.863	ISCO
04/17/08 10:30	76.510	ISCO	05/13/08 19:00	45.421	ISCO	06/06/08 06:45	135.284	ISCO
04/17/08 12:00	77.605	ISCO	05/13/08 22:00	47.362	ISCO	06/06/08 09:45	125.015	ISCO
04/17/08 13:30	79.112	ISCO	05/14/08 01:00	48.815	ISCO	06/06/08 12:00	117.800	ISCO
04/17/08 16:30	76.394	ISCO	05/14/08 04:00	50.364	ISCO	06/06/08 12:45	114.174	ISCO
04/17/08 19:30	77.507	ISCO	05/14/08 07:00	49.309	ISCO	06/06/08 15:45	111.651	ISCO
04/17/08 22:30	76.197	ISCO	05/14/08 10:00	36.041	ISCO	06/06/08 18:45	108.073	ISCO
04/18/08 01:30	78.142	ISCO	05/14/08 12:00	33.623	ISCO	06/06/08 21:45	100.457	ISCO
04/18/08 04:30	73.455	ISCO	05/14/08 13:00	28.880	ISCO	06/07/08 00:45	89.004	ISCO
04/18/08 07:30	70.972	ISCO	05/14/08 16:00	31.530	ISCO	06/07/08 03:45	84.535	ISCO
04/22/08 12:50	74.634	DIP	05/14/08 19:00	36.694	ISCO	06/07/08 06:45	114.021	ISCO
04/22/08 20:00	111.896	ISCO	05/14/08 22:00	40.935	ISCO	06/07/08 12:00	106.663	ISCO
04/22/08 23:00	108.892	ISCO	05/15/08 01:00	43.630	ISCO	06/08/08 12:00	102.913	ISCO
04/23/08 02:00	112.922	ISCO	05/15/08 04:00	37.883	ISCO	06/09/08 02:45	113.768	ISCO
04/23/08 05:00	120.004	ISCO	05/15/08 07:00	40.952	ISCO	06/09/08 13:56	129.826	DIP
04/23/08 08:00	134.555	ISCO	05/15/08 10:00	31.319	ISCO	06/09/08 14:00	125.976	ISCO
04/23/08 11:00	106.851	ISCO	05/15/08 12:00	25.463	ISCO	06/09/08 17:00	125.364	ISCO
04/23/08 12:00	92.839	ISCO	05/15/08 13:00	34.699	ISCO	06/09/08 20:00	125.913	ISCO
04/23/08 14:00	83.433	ISCO	05/15/08 16:00	24.471	ISCO	06/09/08 23:00	119.947	ISCO
04/24/08 03:15	95.833	ISCO	05/15/08 19:00	28.540	ISCO	06/10/08 02:00	112.722	ISCO
04/24/08 06:15	116.876	ISCO	05/15/08 22:00	29.615	ISCO	06/10/08 05:00	110.683	ISCO
04/24/08 09:15	126.096	ISCO	05/16/08 01:00	31.659	ISCO	06/10/08 08:00	109.901	ISCO
04/24/08 12:00	130.316	ISCO	05/16/08 04:00	32.542	ISCO	06/10/08 09:06	90.713	DIP
04/24/08 12:15	128.427	ISCO	05/16/08 07:00	29.917	ISCO	06/10/08 12:00	94.447	ISCO
04/24/08 15:15	150.358	ISCO	05/20/08 12:13	24.319	DIP	06/11/08 12:00	112.409	ISCO
04/24/08 18:15	145.813	ISCO	05/21/08 12:00	32.827	ISCO	06/12/08 12:00	110.396	ISCO
04/24/08 21:15	141.165	ISCO	05/22/08 12:00	28.316	ISCO	06/12/08 14:45	115.599	ISCO
04/25/08 00:15	134.504	ISCO	05/23/08 12:00	22.848	ISCO	06/12/08 17:45	121.133	ISCO
04/25/08 03:15	108.122	ISCO	05/24/08 12:00	24.947	ISCO	06/12/08 20:45	120.548	ISCO
04/25/08 06:15	97.738	ISCO	05/25/08 12:00	54.848	ISCO	06/12/08 23:45	109.202	ISCO
04/25/08 09:15	96.516	ISCO	05/26/08 12:00	39.529	ISCO	06/13/08 01:45	3329.166	ISCO
04/25/08 12:00	88.848	ISCO	05/27/08 12:00	30.015	ISCO	06/13/08 04:41	3527.407	DH-76
04/25/08 12:15	82.793	ISCO	05/27/08 15:21	24.612	DIP	06/13/08 05:45	1109.001	ISCO
04/25/08 15:15	90.196	ISCO	05/28/08 12:00	24.111	ISCO	06/13/08 08:17	690.341	DH-76
04/29/08 13:14	20.851	DIP	05/29/08 12:00	27.237	ISCO	06/13/08 08:45	625.252	ISCO
04/30/08 12:00	59.847	ISCO	05/30/08 12:00	21.008	ISCO	06/13/08 11:45	368.876	ISCO
05/01/08 12:00	54.039	ISCO	05/31/08 12:00	27.743	ISCO	06/13/08 12:00	331.529	ISCO
05/02/08 12:00	49.559	ISCO	06/01/08 12:00	32.794	ISCO	06/13/08 14:15	304.831	ISCO
05/03/08 12:00	49.774	ISCO	06/02/08 12:00	54.445	ISCO	06/13/08 14:16	292.031	DH-76

**Table C8 (Continued)**

<i>Date/Time (CST)</i>	<i>SSC (mg/L)</i>	<i>Sampling Method</i>	<i>Date/Time (CST)</i>	<i>SSC (mg/L)</i>	<i>Sampling Method</i>	<i>Date/Time (CST)</i>	<i>SSC (mg/L)</i>	<i>Sampling Method</i>
06/13/08 14:25	299.823	DH-76	07/06/08 12:00	100.626	ISCO	08/30/08 03:15	82.708	ISCO
06/13/08 14:27	296.045	ISCO	07/07/08 12:00	88.106	ISCO	08/30/08 06:15	75.828	ISCO
06/13/08 14:45	312.644	ISCO	07/08/08 12:00	87.314	ISCO	08/30/08 12:00	119.175	ISCO
06/13/08 17:45	271.638	ISCO	07/08/08 14:05	82.564	DIP	08/31/08 12:00	132.705	ISCO
06/13/08 20:45	241.343	ISCO	07/09/08 12:00	112.975	ISCO	09/01/08 12:00	45.763	ISCO
06/13/08 23:45	231.391	ISCO	07/09/08 12:31	92.561	DIP	09/02/08 12:00	46.208	ISCO
06/14/08 02:45	238.296	ISCO	07/10/08 12:00	106.684	ISCO	09/02/08 15:03	32.634	DIP
06/14/08 05:45	229.585	ISCO	07/11/08 12:00	90.026	ISCO	09/03/08 12:00	100.387	ISCO
06/14/08 08:45	208.297	ISCO	07/12/08 12:00	87.320	ISCO	09/04/08 09:50	165.849	DIP
06/14/08 11:45	221.546	ISCO	07/13/08 12:00	74.698	ISCO	09/04/08 10:30	165.574	ISCO
06/14/08 12:00	220.639	ISCO	07/14/08 12:00	70.228	ISCO	09/04/08 12:00	172.557	ISCO
06/14/08 14:45	196.009	ISCO	07/15/08 12:00	70.345	ISCO	09/04/08 13:30	196.237	ISCO
06/14/08 17:45	175.153	ISCO	07/15/08 13:27	88.635	DIP	09/04/08 14:36	195.625	DIP
06/14/08 20:45	162.509	ISCO	07/16/08 12:00	78.446	ISCO	09/04/08 16:30	182.743	ISCO
06/14/08 23:45	142.755	ISCO	07/17/08 12:00	83.549	ISCO	09/04/08 19:30	166.124	ISCO
06/15/08 02:45	132.538	ISCO	07/18/08 12:00	93.376	ISCO	09/04/08 22:30	165.779	ISCO
06/15/08 05:45	148.711	ISCO	07/19/08 12:00	69.518	ISCO	09/05/08 01:30	148.176	ISCO
06/15/08 08:45	145.027	ISCO	07/20/08 12:00	63.059	ISCO	09/05/08 04:30	149.095	ISCO
06/15/08 11:45	138.265	ISCO	07/21/08 12:00	149.007	ISCO	09/05/08 05:36	157.838	DIP
06/15/08 12:00	138.815	ISCO	07/21/08 20:51	265.185	DIP	09/05/08 07:30	182.047	ISCO
06/15/08 14:45	146.631	ISCO	07/22/08 08:43	132.713	DIP	09/05/08 10:30	160.034	ISCO
06/15/08 17:45	144.520	ISCO	07/22/08 12:00	178.875	ISCO	09/05/08 12:00	145.982	ISCO
06/15/08 20:45	139.618	ISCO	07/22/08 14:25	104.988	DIP	09/05/08 13:30	147.676	ISCO
06/15/08 23:45	119.970	ISCO	07/23/08 12:00	106.687	ISCO	09/05/08 16:30	167.502	ISCO
06/16/08 02:45	110.915	ISCO	07/24/08 12:00	74.246	ISCO	09/05/08 19:30	144.599	ISCO
06/16/08 05:45	126.867	ISCO	07/25/08 12:00	70.080	ISCO	09/05/08 22:30	117.983	ISCO
06/16/08 08:45	129.815	ISCO	07/26/08 12:00	69.049	ISCO	09/06/08 01:30	110.470	ISCO
06/16/08 12:00	130.415	ISCO	07/27/08 12:00	46.827	ISCO	09/06/08 04:30	98.181	ISCO
06/17/08 11:49	108.016	DIP	07/28/08 12:00	46.084	ISCO	09/06/08 07:30	99.220	ISCO
06/17/08 12:00	106.079	ISCO	07/29/08 10:31	65.505	DIP	09/06/08 10:30	80.746	ISCO
06/18/08 12:00	99.779	ISCO	07/29/08 12:00	44.894	ISCO	09/06/08 12:00	70.283	ISCO
06/19/08 12:00	90.187	ISCO	07/30/08 12:00	51.613	ISCO	09/06/08 13:30	66.774	ISCO
06/20/08 12:00	101.058	ISCO	07/31/08 12:00	45.039	ISCO	09/06/08 16:30	68.602	ISCO
06/21/08 12:00	95.253	ISCO	08/01/08 12:00	62.258	ISCO	09/06/08 19:30	74.126	ISCO
06/22/08 12:00	97.940	ISCO	08/03/08 12:00	39.340	ISCO	09/09/08 14:32	137.769	DIP
06/23/08 12:00	89.483	ISCO	08/04/08 12:00	29.890	ISCO	09/10/08 12:39	99.565	DIP
06/24/08 12:00	89.021	ISCO	08/04/08 13:47	24.436	DIP	09/10/08 15:45	88.811	ISCO
06/24/08 12:47	110.231	DIP	08/07/08 12:00	25.819	ISCO	09/10/08 18:45	100.399	ISCO
06/25/08 12:00	110.574	ISCO	08/08/08 12:00	18.006	ISCO	09/10/08 21:45	103.720	ISCO
06/25/08 14:15	139.397	ISCO	08/09/08 12:00	49.586	ISCO	09/11/08 00:45	106.581	ISCO
06/25/08 17:15	173.126	ISCO	08/10/08 12:00	23.159	ISCO	09/11/08 03:45	103.332	ISCO
06/25/08 20:15	163.480	ISCO	08/11/08 12:00	20.879	ISCO	09/11/08 06:45	98.492	ISCO
06/25/08 23:15	139.850	ISCO	08/12/08 12:13	13.152	DIP	09/11/08 12:00	81.999	ISCO
06/26/08 02:15	265.587	ISCO	08/13/08 12:00	91.875	ISCO	09/12/08 12:00	83.940	ISCO
06/26/08 05:15	332.353	ISCO	08/14/08 12:00	24.506	ISCO	09/12/08 14:30	94.884	ISCO
06/26/08 08:15	235.939	ISCO	08/15/08 12:00	57.976	ISCO	09/12/08 17:30	101.024	ISCO
06/26/08 11:15	289.107	ISCO	08/16/08 12:00	37.402	ISCO	09/12/08 20:30	116.246	ISCO
06/26/08 12:00	335.438	ISCO	08/17/08 12:00	25.231	ISCO	09/12/08 23:00	451.741	ISCO
06/26/08 14:15	470.923	ISCO	08/18/08 12:00	43.123	ISCO	09/12/08 23:30	1054.475	ISCO
06/26/08 17:15	357.869	ISCO	08/19/08 12:00	64.059	ISCO	09/13/08 05:30	818.009	ISCO
06/26/08 20:15	323.471	ISCO	08/20/08 12:17	14.904	DIP	09/13/08 08:30	504.481	ISCO
06/26/08 23:15	289.190	ISCO	08/21/08 12:00	26.562	ISCO	09/13/08 11:30	341.221	ISCO
06/27/08 02:15	309.908	ISCO	08/22/08 12:00	23.371	ISCO	09/13/08 12:00	353.761	ISCO
06/27/08 05:15	240.502	ISCO	08/24/08 12:00	24.798	ISCO	09/13/08 14:30	579.877	ISCO
06/27/08 08:15	247.212	ISCO	08/25/08 12:00	20.706	ISCO	09/13/08 17:30	613.407	ISCO
06/27/08 11:15	203.076	ISCO	08/26/08 12:00	38.196	ISCO	09/13/08 20:30	712.562	ISCO
06/27/08 12:00	197.593	ISCO	08/26/08 12:33	77.957	GRAB	09/13/08 23:30	568.035	ISCO
06/27/08 14:15	191.536	ISCO	08/27/08 12:00	21.781	ISCO	09/14/08 05:30	513.429	ISCO
06/27/08 17:15	191.285	ISCO	08/28/08 12:00	80.459	ISCO	09/14/08 12:25	541.190	DH-76
06/27/08 20:15	172.276	ISCO	08/29/08 06:15	100.110	ISCO	09/14/08 14:30	484.685	ISCO
06/27/08 23:15	149.898	ISCO	08/29/08 09:15	78.001	ISCO	09/14/08 17:30	491.529	ISCO
06/28/08 02:15	136.155	ISCO	08/29/08 12:00	64.255	ISCO	09/14/08 20:30	594.386	ISCO
07/01/08 14:11	97.967	DIP	08/29/08 12:15	62.766	ISCO	09/15/08 02:30	502.713	ISCO
07/02/08 12:00	109.461	ISCO	08/29/08 15:15	75.276	ISCO	09/15/08 05:30	432.030	ISCO
07/03/08 12:00	93.082	ISCO	08/29/08 18:15	98.362	ISCO	09/15/08 08:30	361.974	ISCO
07/04/08 12:00	93.609	ISCO	08/29/08 21:15	96.232	ISCO	09/15/08 11:30	302.021	ISCO
07/05/08 12:00	94.379	ISCO	08/30/08 00:15	91.355	ISCO	09/15/08 12:30	296.266	ISCO

**Table C8 (Continued)**

<i>Date/Time (CST)</i>	<i>SSC (mg/L)</i>	<i>Sampling Method</i>	<i>Date/Time (CST)</i>	<i>SSC (mg/L)</i>	<i>Sampling Method</i>	<i>Date/Time (CST)</i>	<i>SSC (mg/L)</i>	<i>Sampling Method</i>
09/15/08 13:06	265.050	DH-76	10/16/08 17:15	43.089	ISCO	12/27/08 19:13	857.728	DH-76
09/15/08 14:30	263.956	ISCO	10/16/08 20:15	50.695	ISCO	12/27/08 20:00	891.144	ISCO
09/15/08 17:30	239.210	ISCO	10/16/08 23:15	48.658	ISCO	12/27/08 23:00	841.352	ISCO
09/15/08 20:30	200.833	ISCO	10/17/08 02:15	42.390	ISCO	12/28/08 02:00	908.930	ISCO
09/15/08 23:30	182.869	ISCO	10/17/08 05:15	39.739	ISCO	12/28/08 05:00	970.036	ISCO
09/16/08 02:30	164.164	ISCO	10/17/08 08:15	32.312	ISCO	12/28/08 08:00	942.552	ISCO
09/16/08 05:30	152.136	ISCO	10/17/08 12:00	28.260	ISCO	12/28/08 10:30	875.765	ISCO
09/16/08 08:30	144.455	ISCO	10/18/08 12:00	37.796	ISCO	12/28/08 11:00	810.220	ISCO
09/16/08 11:30	139.173	ISCO	10/19/08 12:00	51.294	ISCO	12/28/08 12:00	815.688	ISCO
09/16/08 11:51	131.495	DH-76	10/20/08 12:00	33.311	ISCO	12/28/08 12:31	778.151	DH-76
09/16/08 15:00	122.237	ISCO	10/21/08 12:00	34.868	ISCO	12/28/08 13:30	808.077	ISCO
09/16/08 18:00	122.311	ISCO	10/21/08 13:10	15.500	DIP	12/28/08 14:00	794.096	ISCO
09/16/08 21:00	114.650	ISCO	10/22/08 12:00	16.159	ISCO	12/28/08 16:45	736.884	ISCO
09/17/08 00:00	112.192	ISCO	10/23/08 12:00	42.560	ISCO	12/28/08 17:00	684.200	ISCO
09/17/08 03:00	117.147	ISCO	10/24/08 12:00	24.031	ISCO	12/28/08 20:00	569.547	ISCO
09/17/08 06:00	114.824	ISCO	10/25/08 12:00	23.147	ISCO	12/28/08 23:00	501.458	ISCO
09/17/08 09:00	123.981	ISCO	10/26/08 12:00	14.707	ISCO	12/29/08 02:00	467.051	ISCO
09/17/08 12:00	104.674	ISCO	10/27/08 12:00	14.807	ISCO	12/29/08 05:00	394.630	ISCO
09/17/08 15:00	112.194	ISCO	10/28/08 12:18	6.098	DIP	12/29/08 08:00	340.431	ISCO
09/17/08 18:00	97.624	ISCO	10/30/08 12:00	16.304	ISCO	12/29/08 09:08	323.896	DH-76
09/17/08 21:00	95.643	ISCO	10/31/08 12:00	12.482	ISCO	12/29/08 11:15	308.074	ISCO
09/18/08 00:00	97.974	ISCO	11/01/08 12:00	41.325	ISCO	12/29/08 12:00	296.518	ISCO
09/18/08 03:00	82.412	ISCO	11/02/08 12:00	25.404	ISCO	12/29/08 14:15	281.156	ISCO
09/18/08 06:00	98.538	ISCO	11/03/08 12:00	24.643	ISCO	12/29/08 17:15	279.476	ISCO
09/18/08 09:00	94.590	ISCO	11/04/08 12:00	41.106	ISCO	01/06/09 12:48	52.868	DIP
09/18/08 12:00	87.024	ISCO	11/04/08 12:59	16.928	DIP	01/13/09 10:51	20.916	GRAB
09/19/08 12:00	89.358	ISCO	11/05/08 12:00	9.705	ISCO	01/20/09 14:37	10.895	GRAB
09/20/08 12:00	147.965	ISCO	11/06/08 12:00	9.771	ISCO	01/27/09 12:29	16.018	GRAB
09/21/08 12:00	64.778	ISCO	11/07/08 12:00	9.214	ISCO	02/03/09 12:41	15.467	GRAB
09/22/08 12:00	49.653	ISCO	11/08/08 12:00	6.500	ISCO	02/10/09 14:18	45.347	DIP
09/23/08 12:00	52.472	ISCO	11/09/08 12:00	9.642	ISCO	02/11/09 10:00	225.660	DIP
09/23/08 13:11	53.122	DIP	11/10/08 12:00	7.523	ISCO	02/11/09 13:53	337.213	DIP
09/24/08 12:00	41.126	ISCO	11/10/08 15:36	8.512	DIP	02/12/09 08:42	1539.935	DH-76
09/25/08 12:00	66.437	ISCO	11/11/08 12:00	7.520	ISCO	02/12/09 09:00	1513.095	ISCO
09/26/08 12:00	38.883	ISCO	11/12/08 12:00	28.113	ISCO	02/12/09 12:00	1072.022	ISCO
09/27/08 12:00	34.367	ISCO	11/13/08 12:00	15.114	ISCO	02/12/09 15:00	787.351	ISCO
09/28/08 12:00	75.769	ISCO	11/14/08 12:00	15.874	ISCO	02/12/09 18:00	550.573	ISCO
09/29/08 12:00	32.993	ISCO	11/15/08 12:00	15.154	ISCO	02/12/09 21:00	412.803	ISCO
09/30/08 12:00	27.608	ISCO	11/16/08 12:00	9.591	ISCO	02/13/09 03:00	253.876	ISCO
10/01/08 12:07	19.721	DIP	11/17/08 12:00	18.991	ISCO	02/13/09 09:00	194.365	ISCO
10/02/08 12:00	25.148	ISCO	11/18/08 09:45	25.596	ISCO	02/13/09 12:00	159.758	ISCO
10/03/08 12:00	25.193	ISCO	11/18/08 12:00	10.779	ISCO	02/13/09 15:00	139.544	ISCO
10/04/08 12:00	21.946	ISCO	11/18/08 12:45	9.328	ISCO	02/13/09 18:00	127.172	ISCO
10/05/08 12:00	28.563	ISCO	11/18/08 14:03	7.320	DIP	02/13/09 21:00	120.758	ISCO
10/06/08 14:56	20.708	DIP	11/19/08 12:00	15.363	ISCO	02/14/09 00:00	111.787	ISCO
10/08/08 09:45	40.821	ISCO	11/20/08 12:00	13.254	ISCO	02/14/09 03:00	102.889	ISCO
10/08/08 12:00	44.185	ISCO	11/21/08 12:00	13.550	ISCO	02/14/09 12:00	72.672	ISCO
10/08/08 12:45	39.974	ISCO	11/22/08 12:00	9.484	ISCO	02/15/09 12:00	51.897	ISCO
10/08/08 15:45	43.689	ISCO	11/23/08 12:00	11.008	ISCO	02/16/09 12:00	47.260	ISCO
10/08/08 18:45	49.025	ISCO	11/24/08 12:00	9.989	ISCO	02/17/09 11:15	39.610	DIP
10/08/08 21:45	53.771	ISCO	11/24/08 14:51	5.614	DIP	02/25/09 13:26	22.399	DIP
10/09/08 00:45	54.796	ISCO	11/25/08 12:00	7.680	ISCO	02/26/09 12:00	60.399	ISCO
10/09/08 03:45	58.292	ISCO	11/26/08 12:00	11.085	ISCO	02/26/09 17:30	300.137	ISCO
10/09/08 04:45	54.923	ISCO	11/27/08 12:00	8.995	ISCO	02/26/09 20:00	1821.609	ISCO
10/09/08 07:45	51.190	ISCO	11/28/08 12:00	7.804	ISCO	02/26/09 20:30	1711.019	ISCO
10/09/08 10:45	35.747	ISCO	11/29/08 12:00	10.869	ISCO	02/26/09 23:00	2128.686	ISCO
10/09/08 12:00	32.570	ISCO	11/30/08 12:00	8.130	ISCO	02/26/09 23:30	2399.722	ISCO
10/09/08 13:45	35.857	ISCO	12/01/08 12:00	6.203	ISCO	02/27/09 01:00	2700.205	ISCO
10/10/08 12:00	28.141	ISCO	12/02/08 12:00	13.761	ISCO	02/27/09 02:15	3471.117	ISCO
10/11/08 12:00	30.610	ISCO	12/02/08 13:34	3.608	DIP	02/27/09 02:30	3705.915	ISCO
10/14/08 12:09	21.356	DIP	12/09/08 13:02	6.525	DIP	02/27/09 05:30	5230.795	ISCO
10/15/08 12:00	50.888	ISCO	12/16/08 13:53	17.588	GRAB	02/27/09 08:30	4458.066	ISCO
10/16/08 05:15	58.317	ISCO	12/22/08 14:51	4.899	GRAB	02/27/09 11:30	3140.471	ISCO
10/16/08 08:15	49.564	ISCO	12/27/08 13:23	2237.464	DIP	02/27/09 12:00	2990.801	ISCO
10/16/08 11:15	40.012	ISCO	12/27/08 14:00	1640.117	ISCO	02/27/09 14:30	2468.141	ISCO
10/16/08 12:00	30.671	ISCO	12/27/08 16:45	970.054	ISCO	02/27/09 17:15	1694.383	ISCO
10/16/08 14:15	37.878	ISCO	12/27/08 17:00	945.806	ISCO	02/27/09 17:30	1652.544	ISCO

**Table C8 (Continued)**

<i>Date/Time (CST)</i>	<i>SSC (mg/L)</i>	<i>Sampling Method</i>	<i>Date/Time (CST)</i>	<i>SSC (mg/L)</i>	<i>Sampling Method</i>	<i>Date/Time (CST)</i>	<i>SSC (mg/L)</i>	<i>Sampling Method</i>
02/27/09 20:30	1227.248	ISCO	03/12/09 12:00	341.312	ISCO	04/08/09 12:00	55.246	ISCO
02/27/09 23:30	882.529	ISCO	03/12/09 12:15	331.821	ISCO	04/09/09 12:00	41.893	ISCO
02/28/09 02:30	685.481	ISCO	03/12/09 15:15	330.793	ISCO	04/10/09 12:00	64.168	ISCO
02/28/09 05:30	545.491	ISCO	03/12/09 18:15	298.688	ISCO	04/11/09 12:00	41.992	ISCO
02/28/09 08:30	453.651	ISCO	03/12/09 21:15	262.569	ISCO	04/12/09 12:00	33.061	ISCO
02/28/09 11:30	381.105	ISCO	03/13/09 00:15	248.760	ISCO	04/13/09 04:30	541.372	ISCO
02/28/09 12:00	366.163	ISCO	03/16/09 13:55	115.830	DIP	04/13/09 06:00	1262.684	ISCO
02/28/09 14:30	325.374	ISCO	03/17/09 12:00	197.447	ISCO	04/13/09 07:30	1276.937	ISCO
03/03/09 13:30	72.765	DIP	03/18/09 12:00	107.230	ISCO	04/13/09 10:30	889.863	ISCO
03/07/09 12:00	74.151	ISCO	03/19/09 12:00	91.852	ISCO	04/13/09 12:00	878.805	ISCO
03/07/09 22:15	82.871	ISCO	03/20/09 12:00	117.510	ISCO	04/13/09 13:30	731.644	ISCO
03/08/09 03:45	1207.427	ISCO	03/21/09 12:00	74.476	ISCO	04/13/09 16:30	754.506	ISCO
03/08/09 04:15	1469.010	ISCO	03/22/09 12:00	77.178	ISCO	04/13/09 22:30	601.551	ISCO
03/08/09 06:15	2667.194	ISCO	03/23/09 12:00	88.621	ISCO	04/14/09 01:30	428.091	ISCO
03/08/09 06:43	2677.269	DH-76	03/24/09 07:45	465.625	ISCO	04/14/09 04:30	307.677	ISCO
03/08/09 07:15	2453.790	ISCO	03/24/09 10:45	690.791	ISCO	04/14/09 07:30	249.044	ISCO
03/08/09 09:45	2629.336	ISCO	03/24/09 12:00	519.019	ISCO	04/14/09 10:30	183.631	ISCO
03/08/09 10:15	2766.019	ISCO	03/24/09 13:32	468.791	DH-76	04/14/09 12:00	173.782	ISCO
03/08/09 11:15	3679.456	ISCO	03/24/09 14:00	455.848	ISCO	04/14/09 13:30	156.491	ISCO
03/08/09 12:00	4172.931	ISCO	03/24/09 16:45	1444.044	ISCO	04/14/09 14:11	128.043	DH-76
03/08/09 13:15	5099.361	ISCO	03/24/09 17:00	993.900	ISCO	04/14/09 17:15	137.855	ISCO
03/08/09 16:15	4169.917	ISCO	03/24/09 20:00	926.970	ISCO	04/14/09 20:15	129.973	ISCO
03/08/09 19:15	2809.151	ISCO	03/24/09 23:00	2757.668	ISCO	04/14/09 23:15	119.368	ISCO
03/08/09 22:15	2262.557	ISCO	03/25/09 02:00	2623.978	ISCO	04/15/09 02:15	100.425	ISCO
03/08/09 23:17	2199.246	DH-76	03/25/09 05:00	2307.250	ISCO	04/15/09 05:15	91.490	ISCO
03/09/09 01:15	1826.664	ISCO	03/25/09 08:00	1481.780	ISCO	04/15/09 08:15	81.868	ISCO
03/09/09 04:15	1564.676	ISCO	03/25/09 11:00	1063.098	ISCO	04/15/09 11:15	76.449	ISCO
03/09/09 07:15	1363.483	ISCO	03/25/09 12:00	902.948	ISCO	04/15/09 12:00	70.976	ISCO
03/09/09 10:00	1164.995	ISCO	03/25/09 14:00	771.961	ISCO	04/15/09 14:15	68.409	ISCO
03/09/09 10:15	1126.493	ISCO	03/25/09 17:00	594.480	ISCO	04/15/09 17:15	66.477	ISCO
03/09/09 11:30	1133.770	ISCO	03/25/09 20:00	466.655	ISCO	04/15/09 20:15	71.209	ISCO
03/09/09 12:00	1132.030	ISCO	03/25/09 23:00	403.523	ISCO	04/15/09 23:15	68.472	ISCO
03/09/09 12:25	1196.022	DH-76	03/26/09 02:00	332.487	ISCO	04/16/09 12:00	61.708	ISCO
03/09/09 13:15	1238.646	ISCO	03/26/09 05:00	302.413	ISCO	04/17/09 12:00	78.371	ISCO
03/09/09 15:15	1138.652	ISCO	03/26/09 08:00	279.141	ISCO	04/18/09 12:00	96.342	ISCO
03/09/09 16:15	1125.937	ISCO	03/26/09 11:00	257.184	ISCO	04/19/09 08:30	295.809	ISCO
03/09/09 19:15	912.875	ISCO	03/26/09 12:00	247.955	ISCO	04/19/09 11:30	145.454	ISCO
03/09/09 22:15	825.420	ISCO	03/26/09 14:00	231.420	ISCO	04/19/09 12:00	126.673	ISCO
03/10/09 01:15	2639.646	ISCO	03/26/09 17:00	216.302	ISCO	04/19/09 16:45	370.510	ISCO
03/10/09 02:00	3162.391	ISCO	03/26/09 20:00	223.256	ISCO	04/19/09 17:30	506.742	ISCO
03/10/09 02:45	3715.653	ISCO	03/26/09 23:00	193.001	ISCO	04/19/09 20:30	1074.158	ISCO
03/10/09 03:45	3189.173	ISCO	03/30/09 13:35	263.830	DH-76	04/19/09 23:30	706.145	ISCO
03/10/09 04:15	2995.250	ISCO	03/30/09 16:30	269.890	ISCO	04/20/09 02:30	737.705	ISCO
03/10/09 07:15	2257.296	ISCO	03/30/09 19:30	241.905	ISCO	04/20/09 13:09	439.971	DH-76
03/10/09 09:11	1836.076	DH-76	03/30/09 22:30	205.500	ISCO	04/20/09 14:30	389.110	ISCO
03/10/09 10:15	1392.628	ISCO	03/31/09 01:30	209.325	ISCO	04/20/09 17:30	297.764	ISCO
03/10/09 12:00	1441.205	ISCO	03/31/09 04:30	183.980	ISCO	04/20/09 20:30	225.191	ISCO
03/10/09 12:31	1319.748	ISCO	03/31/09 07:30	177.297	ISCO	04/20/09 23:30	191.740	ISCO
03/10/09 12:32	1463.147	DH-76	03/31/09 10:30	165.681	ISCO	04/21/09 02:30	171.601	ISCO
03/10/09 12:41	1504.188	DH-76	03/31/09 12:00	165.377	ISCO	04/21/09 05:30	160.191	ISCO
03/10/09 12:42	1270.288	ISCO	03/31/09 13:30	163.897	ISCO	04/21/09 08:30	138.639	ISCO
03/10/09 16:15	1173.449	ISCO	03/31/09 16:30	167.242	ISCO	04/21/09 11:30	112.282	ISCO
03/10/09 19:15	1028.759	ISCO	03/31/09 19:30	166.551	ISCO	04/21/09 12:00	107.517	ISCO
03/10/09 20:00	986.360	ISCO	03/31/09 22:30	151.370	ISCO	04/21/09 14:30	108.906	ISCO
03/10/09 23:00	912.358	ISCO	04/01/09 01:30	143.009	ISCO	04/21/09 17:30	96.722	ISCO
03/11/09 02:00	858.964	ISCO	04/01/09 04:30	142.539	ISCO	04/21/09 20:30	96.355	ISCO
03/11/09 05:00	864.740	ISCO	04/01/09 07:30	137.415	ISCO	04/21/09 23:30	84.731	ISCO
03/11/09 08:00	832.086	ISCO	04/01/09 10:30	119.112	ISCO	04/22/09 02:30	77.764	ISCO
03/11/09 09:30	819.414	ISCO	04/01/09 12:00	116.442	ISCO	04/22/09 05:30	76.455	ISCO
03/11/09 09:31	822.980	DH-76	04/01/09 13:30	114.732	ISCO	04/22/09 08:30	71.134	ISCO
03/11/09 15:13	669.019	DH-76	04/01/09 16:30	114.568	ISCO	04/22/09 11:30	67.553	ISCO
03/11/09 18:15	620.057	ISCO	04/01/09 19:30	108.989	ISCO	04/22/09 12:00	57.747	ISCO
03/11/09 21:15	560.186	ISCO	04/01/09 22:30	104.811	ISCO	04/22/09 14:30	60.503	ISCO
03/12/09 00:15	445.688	ISCO	04/02/09 01:30	97.556	ISCO	04/23/09 12:00	57.595	ISCO
03/12/09 03:15	425.115	ISCO	04/02/09 04:30	98.646	ISCO	04/23/09 19:30	634.953	ISCO
03/12/09 09:15	345.518	ISCO	04/02/09 12:00	97.326	ISCO	04/23/09 22:30	880.753	ISCO
03/12/09 09:17	350.062	DH-76	04/07/09 12:02	40.622	DIP	04/24/09 00:30	1299.952	ISCO

**Table C8 (Continued)**

<i>Date/Time (CST)</i>	<i>SSC (mg/L)</i>	<i>Sampling Method</i>	<i>Date/Time (CST)</i>	<i>SSC (mg/L)</i>	<i>Sampling Method</i>	<i>Date/Time (CST)</i>	<i>SSC (mg/L)</i>	<i>Sampling Method</i>
04/24/09 01:30	1510.838	ISCO	05/13/09 12:00	213.110	ISCO	05/22/09 12:00	113.473	ISCO
04/27/09 14:30	101.384	DIP	05/13/09 12:30	246.271	ISCO	05/23/09 12:00	90.722	ISCO
04/27/09 18:45	465.871	ISCO	05/13/09 15:30	221.848	ISCO	05/24/09 12:00	129.870	ISCO
04/27/09 20:30	579.604	ISCO	05/13/09 18:30	262.089	ISCO	05/25/09 12:00	130.680	ISCO
04/27/09 23:30	1070.152	ISCO	05/13/09 21:30	787.039	ISCO	05/26/09 12:00	85.364	ISCO
04/28/09 00:45	1277.462	ISCO	05/14/09 00:30	985.868	ISCO	05/26/09 14:17	49.065	DIP
04/28/09 03:00	1234.888	ISCO	05/14/09 00:34	896.359	DH-76	05/27/09 12:00	106.245	ISCO
04/28/09 03:45	1175.075	ISCO	05/14/09 03:30	673.912	ISCO	05/28/09 12:00	113.742	ISCO
04/28/09 06:45	1505.540	ISCO	05/14/09 06:30	674.666	ISCO	05/29/09 12:00	73.731	ISCO
04/28/09 09:45	1235.546	ISCO	05/14/09 09:30	542.057	ISCO	05/30/09 12:00	73.127	ISCO
04/28/09 12:00	931.082	ISCO	05/14/09 10:33	317.359	DH-76	05/31/09 12:00	81.123	ISCO
04/28/09 12:43	841.657	ISCO	05/14/09 12:00	363.961	ISCO	06/01/09 12:00	74.545	ISCO
04/28/09 12:44	790.248	DH-76	05/14/09 12:30	272.787	ISCO	06/02/09 07:45	237.786	ISCO
04/28/09 12:55	775.384	DH-76	05/14/09 15:30	267.320	ISCO	06/02/09 12:00	160.976	ISCO
04/28/09 12:56	781.842	ISCO	05/14/09 18:30	292.584	ISCO	06/02/09 13:19	113.916	DH-76
04/28/09 15:30	694.570	ISCO	05/14/09 21:30	219.366	ISCO	06/03/09 12:00	106.670	ISCO
04/28/09 18:30	570.176	ISCO	05/15/09 00:30	173.948	ISCO	06/04/09 12:00	90.473	ISCO
04/28/09 21:30	450.271	ISCO	05/15/09 03:30	144.614	ISCO	06/05/09 12:00	83.538	ISCO
04/29/09 00:30	373.028	ISCO	05/15/09 06:15	2296.060	ISCO	06/06/09 12:00	128.206	ISCO
04/29/09 03:30	353.928	ISCO	05/15/09 06:30	3476.628	ISCO	06/07/09 12:00	78.294	ISCO
04/29/09 06:30	333.290	ISCO	05/15/09 07:00	1901.799	ISCO	06/08/09 12:00	117.114	ISCO
04/29/09 09:30	268.421	ISCO	05/15/09 07:45	2579.493	ISCO	06/09/09 12:00	146.738	ISCO
04/29/09 12:00	261.905	ISCO	05/15/09 08:30	3083.685	ISCO	06/09/09 12:56	61.274	DIP
04/29/09 12:30	214.511	ISCO	05/15/09 09:15	2655.966	ISCO	06/10/09 12:00	66.718	ISCO
04/29/09 15:30	228.586	ISCO	05/15/09 09:30	2798.920	ISCO	06/11/09 11:45	281.933	ISCO
04/29/09 18:30	199.091	ISCO	05/15/09 10:10	5052.015	DH-76	06/11/09 12:00	177.674	ISCO
04/29/09 21:30	195.744	ISCO	05/15/09 11:00	2909.408	ISCO	06/11/09 14:45	355.125	ISCO
04/30/09 00:30	185.673	ISCO	05/15/09 12:00	2633.113	ISCO	06/11/09 17:45	326.677	ISCO
04/30/09 03:00	726.936	ISCO	05/15/09 12:30	2185.070	ISCO	06/11/09 20:45	860.804	ISCO
04/30/09 04:30	1275.917	ISCO	05/15/09 15:30	1408.300	ISCO	06/11/09 23:45	725.547	ISCO
04/30/09 06:00	1420.427	ISCO	05/15/09 18:30	1002.739	ISCO	06/12/09 02:45	437.684	ISCO
04/30/09 06:30	1515.428	ISCO	05/15/09 21:30	861.926	ISCO	06/12/09 05:45	373.669	ISCO
04/30/09 07:15	1754.552	ISCO	05/16/09 00:30	1065.265	ISCO	06/12/09 08:45	316.605	ISCO
04/30/09 08:45	2281.735	ISCO	05/16/09 03:30	932.059	ISCO	06/12/09 11:45	341.464	ISCO
04/30/09 09:30	2064.360	ISCO	05/16/09 06:30	734.582	ISCO	06/12/09 12:00	218.860	ISCO
04/30/09 12:00	1878.706	ISCO	05/16/09 09:30	557.676	ISCO	06/12/09 14:45	210.883	ISCO
04/30/09 12:30	1818.965	ISCO	05/16/09 12:00	441.496	ISCO	06/12/09 17:45	244.259	ISCO
04/30/09 15:30	1608.370	ISCO	05/16/09 12:30	398.143	ISCO	06/12/09 20:45	200.759	ISCO
04/30/09 18:30	1203.216	ISCO	05/16/09 15:30	322.577	ISCO	06/13/09 12:00	203.464	ISCO
04/30/09 21:30	971.714	ISCO	05/16/09 16:43	270.081	DH-76	06/14/09 12:00	143.526	ISCO
05/01/09 03:30	726.517	ISCO	05/16/09 18:30	281.879	ISCO	06/15/09 12:00	111.288	ISCO
05/01/09 06:30	660.090	ISCO	05/16/09 21:30	265.287	ISCO	06/16/09 12:00	153.818	ISCO
05/01/09 07:51	571.686	DH-76	05/17/09 00:30	309.676	ISCO	06/16/09 20:45	131.047	ISCO
05/01/09 07:54	648.694	ISCO	05/17/09 03:30	422.691	ISCO	06/16/09 23:45	197.034	ISCO
05/01/09 08:15	626.875	ISCO	05/17/09 05:45	465.112	ISCO	06/17/09 02:45	183.456	ISCO
05/01/09 09:30	687.302	ISCO	05/17/09 06:30	463.114	ISCO	06/17/09 05:45	201.426	ISCO
05/01/09 10:45	666.329	ISCO	05/17/09 08:15	462.823	ISCO	06/17/09 08:45	285.611	ISCO
05/01/09 12:00	693.011	ISCO	05/17/09 09:30	425.698	ISCO	06/17/09 12:39	298.812	DIP
05/01/09 12:30	653.417	ISCO	05/17/09 12:00	421.007	ISCO	06/17/09 13:00	281.868	ISCO
05/01/09 15:30	539.087	ISCO	05/17/09 12:30	395.331	ISCO	06/17/09 16:00	221.760	ISCO
05/01/09 18:30	521.390	ISCO	05/17/09 13:45	407.405	ISCO	06/17/09 19:00	223.360	ISCO
05/01/09 21:30	467.019	ISCO	05/17/09 16:45	370.067	ISCO	06/18/09 03:30	1081.167	ISCO
05/02/09 00:30	431.495	ISCO	05/17/09 19:45	330.889	ISCO	06/18/09 05:45	1271.976	ISCO
05/02/09 03:30	406.399	ISCO	05/17/09 22:45	300.430	ISCO	06/18/09 06:30	4183.589	ISCO
05/02/09 06:30	346.235	ISCO	05/18/09 01:45	258.525	ISCO	06/18/09 09:30	3370.635	ISCO
05/02/09 09:30	311.945	ISCO	05/18/09 04:45	253.576	ISCO	06/18/09 11:45	2207.431	ISCO
05/02/09 12:00	314.468	ISCO	05/18/09 07:45	234.885	ISCO	06/18/09 12:00	2331.463	ISCO
05/02/09 12:30	259.347	ISCO	05/18/09 10:45	244.730	ISCO	06/18/09 12:30	2433.150	ISCO
05/02/09 15:30	279.178	ISCO	05/18/09 12:00	210.531	ISCO	06/18/09 15:15	3057.406	ISCO
05/02/09 18:30	249.824	ISCO	05/18/09 13:45	202.008	ISCO	06/18/09 15:30	3086.623	ISCO
05/05/09 13:52	81.684	DIP	05/18/09 16:45	188.508	ISCO	06/18/09 18:30	1824.843	ISCO
05/06/09 12:00	132.199	ISCO	05/18/09 19:45	180.408	ISCO	06/18/09 21:30	1296.682	ISCO
05/07/09 12:00	129.496	ISCO	05/18/09 22:45	167.765	ISCO	06/19/09 00:30	934.421	ISCO
05/08/09 12:00	142.166	ISCO	05/19/09 01:45	149.716	ISCO	06/19/09 03:00	709.288	ISCO
05/09/09 12:00	126.674	ISCO	05/19/09 13:05	107.269	DH-76	06/19/09 03:30	649.807	ISCO
05/12/09 12:31	29.843	DIP	05/20/09 12:00	122.092	ISCO	06/19/09 05:15	582.798	ISCO
05/13/09 09:30	397.856	ISCO	05/21/09 12:00	84.512	ISCO	06/19/09 06:30	553.285	ISCO

**Table C8 (Continued)**

<i>Date/Time (CST)</i>	<i>SSC (mg/L)</i>	<i>Sampling Method</i>	<i>Date/Time (CST)</i>	<i>SSC (mg/L)</i>	<i>Sampling Method</i>	<i>Date/Time (CST)</i>	<i>SSC (mg/L)</i>	<i>Sampling Method</i>
06/19/09 09:30	638.077	ISCO	07/16/09 01:45	569.909	ISCO	08/19/09 23:45	1153.272	ISCO
06/19/09 12:00	301.329	ISCO	07/16/09 02:00	535.692	ISCO	08/20/09 00:00	1171.529	ISCO
06/19/09 12:30	443.886	ISCO	07/16/09 04:03	496.753	DH-76	08/20/09 02:15	1310.688	ISCO
06/22/09 14:46	214.939	DH-76	07/16/09 04:15	509.474	ISCO	08/20/09 03:00	1350.125	ISCO
06/22/09 18:00	180.142	ISCO	07/16/09 05:00	485.382	ISCO	08/20/09 06:00	1471.651	ISCO
06/22/09 21:00	158.308	ISCO	07/16/09 07:00	435.764	ISCO	08/20/09 09:00	964.467	ISCO
06/23/09 00:00	144.875	ISCO	07/16/09 08:00	426.785	ISCO	08/20/09 11:45	706.862	ISCO
06/23/09 03:00	136.367	ISCO	07/16/09 11:00	416.261	ISCO	08/20/09 12:00	678.868	ISCO
06/23/09 06:00	159.153	ISCO	07/16/09 12:00	382.288	ISCO	08/20/09 15:00	476.035	ISCO
06/23/09 09:00	203.548	ISCO	07/16/09 14:00	345.426	ISCO	08/20/09 18:00	341.512	ISCO
06/23/09 12:00	156.105	ISCO	07/20/09 12:59	50.544	DIP	08/20/09 21:00	262.741	ISCO
06/23/09 15:00	158.877	ISCO	07/21/09 12:00	143.736	ISCO	08/21/09 00:00	218.335	ISCO
06/23/09 18:00	154.232	ISCO	07/22/09 12:00	128.212	ISCO	08/21/09 03:00	184.205	ISCO
06/23/09 21:00	136.615	ISCO	07/23/09 12:00	110.559	ISCO	08/21/09 06:00	168.186	ISCO
06/24/09 00:00	121.159	ISCO	07/24/09 12:00	115.573	ISCO	08/21/09 09:00	165.800	ISCO
06/24/09 03:00	113.254	ISCO	07/25/09 12:00	124.216	ISCO	08/21/09 12:00	132.980	ISCO
06/24/09 06:00	125.131	ISCO	07/26/09 12:00	96.932	ISCO	08/25/09 10:23	38.563	DIP
06/24/09 12:00	140.805	ISCO	07/27/09 12:00	95.740	ISCO	08/25/09 12:00	36.200	ISCO
06/25/09 12:00	174.462	ISCO	07/27/09 13:01	47.331	DIP	08/26/09 12:00	62.336	ISCO
06/26/09 12:00	147.954	ISCO	07/28/09 12:00	73.219	ISCO	08/27/09 12:00	65.019	ISCO
06/27/09 12:00	131.987	ISCO	07/29/09 12:00	109.640	ISCO	08/28/09 00:30	207.623	ISCO
06/28/09 01:30	319.024	ISCO	07/30/09 12:00	64.217	ISCO	08/28/09 03:30	289.014	ISCO
06/28/09 07:30	1094.613	ISCO	07/31/09 12:00	47.975	ISCO	08/28/09 06:30	938.585	ISCO
06/28/09 10:30	746.491	ISCO	08/01/09 12:00	42.333	ISCO	08/28/09 09:30	338.143	ISCO
06/28/09 12:00	1059.762	ISCO	08/02/09 12:00	44.495	ISCO	08/28/09 12:00	285.849	ISCO
06/28/09 13:30	1087.933	ISCO	08/03/09 12:00	39.216	ISCO	08/28/09 12:30	282.583	ISCO
06/28/09 16:30	881.964	ISCO	08/04/09 11:58	75.765	DIP	08/28/09 15:30	238.411	ISCO
06/28/09 19:30	590.552	ISCO	08/05/09 12:00	88.528	ISCO	08/28/09 18:30	203.312	ISCO
06/28/09 22:30	315.083	ISCO	08/06/09 12:00	50.608	ISCO	08/28/09 21:30	155.646	ISCO
06/29/09 01:30	264.060	ISCO	08/07/09 12:00	206.276	ISCO	08/29/09 00:30	162.565	ISCO
06/29/09 12:00	180.483	ISCO	08/08/09 01:30	195.481	ISCO	08/29/09 03:30	159.061	ISCO
06/29/09 13:15	143.584	DIP	08/08/09 04:30	168.084	ISCO	08/29/09 06:30	164.225	ISCO
06/30/09 12:00	168.476	ISCO	08/08/09 07:30	181.434	ISCO	08/29/09 09:30	156.232	ISCO
07/01/09 12:00	140.516	ISCO	08/08/09 10:30	181.153	ISCO	08/29/09 12:00	139.803	ISCO
07/02/09 12:00	157.339	ISCO	08/08/09 12:00	139.015	ISCO	08/29/09 12:30	125.575	ISCO
07/03/09 12:00	160.627	ISCO	08/08/09 13:30	121.276	ISCO	08/29/09 15:30	104.726	ISCO
07/04/09 12:00	211.929	ISCO	08/08/09 16:30	118.449	ISCO	08/29/09 18:30	103.051	ISCO
07/05/09 12:00	163.111	ISCO	08/08/09 19:30	105.175	ISCO	08/29/09 21:30	87.532	ISCO
07/06/09 12:00	149.476	ISCO	08/09/09 12:00	111.437	ISCO	08/30/09 00:30	77.335	ISCO
07/07/09 12:00	136.691	ISCO	08/10/09 12:00	90.743	ISCO	08/30/09 03:30	68.993	ISCO
07/07/09 12:34	78.317	DIP	08/11/09 12:00	78.727	ISCO	08/30/09 06:30	71.078	ISCO
07/08/09 12:00	106.013	ISCO	08/11/09 13:32	30.440	DIP	09/02/09 10:18	27.306	DIP
07/09/09 12:00	118.121	ISCO	08/12/09 12:00	42.493	ISCO	09/02/09 12:00	34.862	ISCO
07/10/09 12:00	128.321	ISCO	08/13/09 12:00	49.419	ISCO	09/03/09 12:00	61.960	ISCO
07/11/09 12:00	148.283	ISCO	08/14/09 12:00	64.312	ISCO	09/04/09 12:00	63.535	ISCO
07/12/09 12:00	99.906	ISCO	08/15/09 12:00	32.867	ISCO	09/05/09 12:00	28.000	ISCO
07/13/09 12:00	110.727	ISCO	08/16/09 12:00	96.902	ISCO	09/06/09 12:00	44.749	ISCO
07/14/09 12:00	101.442	ISCO	08/17/09 06:30	177.464	ISCO	09/07/09 12:00	47.094	ISCO
07/14/09 13:23	57.009	DIP	08/17/09 09:30	159.685	ISCO	09/08/09 12:00	40.791	ISCO
07/15/09 02:00	1901.665	ISCO	08/17/09 12:00	133.355	ISCO	09/09/09 09:52	20.070	DIP
07/15/09 03:00	1686.575	ISCO	08/17/09 12:30	127.910	ISCO	09/14/09 10:45	42.971	ISCO
07/15/09 04:00	1758.238	ISCO	08/17/09 15:30	127.472	ISCO	09/14/09 12:00	19.960	ISCO
07/15/09 04:45	4778.425	ISCO	08/17/09 18:30	135.769	ISCO	09/15/09 10:27	18.886	DIP
07/15/09 05:00	3915.721	ISCO	08/17/09 21:30	153.872	ISCO	09/15/09 12:00	22.622	ISCO
07/15/09 06:11	2842.344	ISCO	08/18/09 00:30	168.190	ISCO	09/16/09 12:00	44.690	ISCO
07/15/09 06:12	2828.770	DH-76	08/18/09 03:30	145.783	ISCO	09/17/09 12:00	70.730	ISCO
07/15/09 06:22	2678.410	DH-76	08/18/09 06:30	138.192	ISCO	09/18/09 12:00	61.200	ISCO
07/15/09 06:23	2666.978	ISCO	08/18/09 09:30	173.336	ISCO	09/19/09 12:00	71.715	ISCO
07/15/09 07:15	3335.149	ISCO	08/18/09 11:06	98.302	DIP	09/20/09 12:00	103.763	ISCO
07/15/09 08:00	2988.087	ISCO	08/18/09 12:00	119.133	ISCO	09/21/09 12:00	98.211	ISCO
07/15/09 10:30	2728.196	ISCO	08/18/09 14:00	136.731	ISCO	09/21/09 12:20	31.210	DIP
07/15/09 11:00	2224.939	ISCO	08/18/09 17:00	113.327	ISCO	09/22/09 12:00	53.451	ISCO
07/15/09 12:00	2250.493	ISCO	08/18/09 20:00	90.068	ISCO	09/23/09 12:00	57.433	ISCO
07/15/09 14:00	2106.164	ISCO	08/19/09 12:00	86.111	ISCO	09/24/09 12:00	94.348	ISCO
07/15/09 17:00	1253.876	ISCO	08/19/09 15:00	528.187	ISCO	09/25/09 12:00	86.385	ISCO
07/15/09 20:00	845.612	ISCO	08/19/09 18:00	370.145	ISCO	09/26/09 12:00	100.517	ISCO
07/15/09 23:00	722.867	ISCO	08/19/09 21:00	775.391	ISCO	09/27/09 12:00	39.481	ISCO

**Table C8 (Continued)**

<i>Date/Time (CST)</i>	<i>SSC (mg/L)</i>	<i>Sampling Method</i>	<i>Date/Time (CST)</i>	<i>SSC (mg/L)</i>	<i>Sampling Method</i>	<i>Date/Time (CST)</i>	<i>SSC (mg/L)</i>	<i>Sampling Method</i>
09/28/09 09:53	19.010	DIP	11/11/09 12:00	46.076	ISCO	11/27/09 05:45	68.362	ISCO
09/28/09 12:00	20.524	ISCO	11/12/09 12:00	30.807	ISCO	12/01/09 12:44	47.670	DIP
09/29/09 12:00	54.790	ISCO	11/13/09 12:00	33.823	ISCO	12/02/09 12:00	61.223	ISCO
09/30/09 12:00	67.510	ISCO	11/14/09 12:00	29.425	ISCO	12/03/09 12:00	55.440	ISCO
10/01/09 12:00	43.192	ISCO	11/15/09 12:00	50.820	ISCO	12/04/09 12:00	47.663	ISCO
10/02/09 12:00	84.031	ISCO	11/16/09 22:30	169.330	ISCO	12/05/09 12:00	44.251	ISCO
10/03/09 12:00	78.010	ISCO	11/17/09 01:30	155.820	ISCO	12/06/09 12:00	47.847	ISCO
10/04/09 12:00	61.798	ISCO	11/17/09 04:30	225.373	ISCO	12/07/09 12:00	50.675	ISCO
10/05/09 12:00	49.289	ISCO	11/17/09 07:30	289.368	ISCO	12/08/09 12:00	47.804	ISCO
10/06/09 11:01	20.986	DIP	11/17/09 10:15	429.595	ISCO	12/08/09 13:12	16.187	DIP
10/06/09 12:00	26.601	ISCO	11/17/09 10:30	378.834	ISCO	12/15/09 13:55	20.563	DIP
10/07/09 12:00	53.765	ISCO	11/17/09 12:00	566.010	ISCO	12/21/09 13:21	16.417	DIP
10/08/09 12:00	49.762	ISCO	11/17/09 13:18	522.139	DH-76	12/23/09 12:00	24.416	ISCO
10/09/09 12:00	46.540	ISCO	11/17/09 14:13	241.715	ISCO	12/23/09 18:00	116.225	ISCO
10/10/09 12:00	40.662	ISCO	11/17/09 14:14	344.711	DH-76	12/23/09 21:00	308.331	ISCO
10/11/09 12:00	40.201	ISCO	11/17/09 14:24	513.001	DH-76	12/24/09 00:00	374.137	ISCO
10/12/09 12:00	28.711	ISCO	11/17/09 14:25	543.198	ISCO	12/24/09 03:00	407.533	ISCO
10/13/09 12:00	35.181	ISCO	11/17/09 16:15	545.622	ISCO	12/24/09 06:00	468.090	ISCO
10/13/09 12:41	14.896	DIP	11/17/09 19:15	536.538	ISCO	12/24/09 08:48	350.056	DH-76
10/14/09 12:00	35.701	ISCO	11/17/09 21:43	452.849	DH-76	12/24/09 09:00	558.560	ISCO
10/15/09 12:00	50.463	ISCO	11/17/09 22:15	564.561	ISCO	12/24/09 12:00	655.483	ISCO
10/16/09 12:00	85.764	ISCO	11/18/09 01:15	539.098	ISCO	12/24/09 15:00	525.790	ISCO
10/17/09 12:00	47.907	ISCO	11/18/09 04:15	431.517	ISCO	12/24/09 18:00	600.883	ISCO
10/18/09 12:00	38.944	ISCO	11/18/09 07:15	363.741	ISCO	12/24/09 20:45	775.867	ISCO
10/19/09 10:17	15.006	DIP	11/18/09 10:15	292.315	ISCO	12/24/09 21:00	788.463	ISCO
10/19/09 12:00	15.109	ISCO	11/18/09 10:33	217.831	DH-76	12/24/09 23:00	933.384	ISCO
10/20/09 12:00	70.432	ISCO	11/18/09 10:45	251.174	ISCO	12/25/09 00:00	1032.190	ISCO
10/21/09 12:00	66.377	ISCO	11/18/09 12:00	230.386	ISCO	12/25/09 03:00	1201.953	ISCO
10/22/09 12:00	58.040	ISCO	11/18/09 13:45	216.078	ISCO	12/25/09 06:00	1252.806	ISCO
10/22/09 16:30	125.995	ISCO	11/18/09 16:45	195.026	ISCO	12/25/09 09:00	1154.946	ISCO
10/22/09 22:30	457.690	ISCO	11/18/09 19:45	191.447	ISCO	12/25/09 12:00	1016.504	ISCO
10/23/09 01:30	326.352	ISCO	11/18/09 22:45	168.308	ISCO	12/25/09 15:00	822.273	ISCO
10/23/09 04:30	307.247	ISCO	11/19/09 01:45	155.342	ISCO	12/25/09 18:00	704.336	ISCO
10/23/09 07:30	404.719	ISCO	11/19/09 04:45	157.882	ISCO	12/25/09 21:00	639.718	ISCO
10/23/09 10:30	389.150	ISCO	11/19/09 07:45	141.929	ISCO	12/26/09 00:00	637.204	ISCO
10/23/09 11:18	271.406	DH-76	11/19/09 10:45	137.120	ISCO	12/26/09 02:15	550.251	ISCO
10/26/09 11:30	148.749	DH-76	11/19/09 12:00	130.018	ISCO	12/26/09 03:00	524.471	ISCO
10/27/09 13:26	56.355	DIP	11/19/09 13:45	123.060	ISCO	12/29/09 12:25	61.992	DIP
10/30/09 03:25	813.845	DH-76	11/19/09 16:45	120.589	ISCO	01/05/10 14:09	69.598	GRAB
10/30/09 03:45	776.454	ISCO	11/19/09 19:45	123.323	ISCO	01/12/10 12:02	35.188	GRAB
10/30/09 05:30	895.310	ISCO	11/19/09 22:45	121.139	ISCO	01/20/10 13:26	30.950	GRAB
10/30/09 06:45	927.007	ISCO	11/20/09 01:45	106.606	ISCO	01/24/10 13:55	1313.217	DH-76
10/30/09 09:45	914.901	ISCO	11/20/09 04:45	109.435	ISCO	01/24/10 14:15	1266.534	ISCO
10/30/09 12:00	801.701	ISCO	11/24/09 12:32	58.197	DIP	01/24/10 17:15	1096.734	ISCO
10/30/09 12:45	778.436	ISCO	11/24/09 14:45	136.863	ISCO	01/24/10 20:15	1067.048	ISCO
10/30/09 15:45	643.254	ISCO	11/24/09 17:45	165.128	ISCO	01/24/10 23:15	964.302	ISCO
10/30/09 15:57	643.413	ISCO	11/24/09 20:45	148.520	ISCO	01/25/10 02:15	847.791	ISCO
10/30/09 18:45	535.128	ISCO	11/24/09 23:45	143.129	ISCO	01/25/10 05:15	796.575	ISCO
10/30/09 21:00	450.161	ISCO	11/25/09 02:45	170.199	ISCO	01/25/10 07:30	736.222	ISCO
10/30/09 21:45	438.517	ISCO	11/25/09 05:45	226.923	ISCO	01/25/10 08:15	719.811	ISCO
10/31/09 00:45	356.262	ISCO	11/25/09 08:45	257.797	ISCO	01/25/10 10:45	716.748	ISCO
10/31/09 03:45	297.662	ISCO	11/25/09 11:45	244.875	ISCO	01/25/10 11:15	682.045	ISCO
10/31/09 09:14	198.458	DH-76	11/25/09 12:00	219.464	ISCO	01/25/10 12:00	705.139	ISCO
10/31/09 09:30	221.387	ISCO	11/25/09 14:45	161.888	ISCO	01/25/10 12:41	628.257	ISCO
10/31/09 12:00	252.716	ISCO	11/25/09 17:45	135.700	ISCO	01/25/10 14:15	625.710	ISCO
10/31/09 12:30	201.205	ISCO	11/25/09 20:45	106.869	ISCO	01/25/10 17:15	500.863	ISCO
10/31/09 15:30	189.067	ISCO	11/25/09 23:45	115.430	ISCO	01/25/10 20:15	470.422	ISCO
10/31/09 18:30	160.521	ISCO	11/26/09 02:45	119.798	ISCO	01/26/10 12:17	226.792	DH-76
11/03/09 13:25	47.667	DIP	11/26/09 05:45	97.990	ISCO	02/02/10 12:42	52.910	DIP
11/04/09 12:00	56.905	ISCO	11/26/09 08:45	87.058	ISCO	02/09/10 13:32	29.557	DIP
11/05/09 12:00	85.038	ISCO	11/26/09 11:45	80.873	ISCO	02/16/10 12:33	19.484	GRAB
11/06/09 12:00	81.789	ISCO	11/26/09 12:00	68.171	ISCO	02/23/10 12:51	16.499	DIP
11/07/09 12:00	84.750	ISCO	11/26/09 14:45	74.785	ISCO	03/02/10 12:27	16.092	GRAB
11/08/09 12:00	115.100	ISCO	11/26/09 17:45	68.327	ISCO	03/09/10 14:33	285.579	DH-76
11/09/09 12:00	146.970	ISCO	11/26/09 20:45	67.802	ISCO	03/09/10 15:30	369.275	ISCO
11/10/09 12:00	55.191	ISCO	11/26/09 23:45	68.552	ISCO	03/09/10 18:30	434.508	ISCO
11/10/09 14:20	21.734	DIP	11/27/09 02:45	65.870	ISCO	03/09/10 21:30	461.221	ISCO



**Table C8 (Continued)**

<i>Date/Time (CST)</i>	<i>SSC (mg/L)</i>	<i>Sampling Method</i>	<i>Date/Time (CST)</i>	<i>SSC (mg/L)</i>	<i>Sampling Method</i>	<i>Date/Time (CST)</i>	<i>SSC (mg/L)</i>	<i>Sampling Method</i>
03/10/10 00:30	634.732	ISCO	03/30/10 12:00	109.205	ISCO	04/26/10 00:45	538.205	ISCO
03/10/10 03:30	1074.767	ISCO	03/30/10 13:14	37.028	DIP	04/26/10 03:45	505.876	ISCO
03/10/10 06:30	1170.755	ISCO	03/31/10 12:00	49.612	ISCO	04/26/10 06:45	479.685	ISCO
03/10/10 09:30	1262.252	ISCO	04/01/10 12:00	55.998	ISCO	04/26/10 09:45	418.928	ISCO
03/10/10 12:00	1560.806	ISCO	04/02/10 12:00	41.791	ISCO	04/26/10 12:00	425.193	ISCO
03/10/10 12:30	1582.653	ISCO	04/03/10 03:45	145.061	ISCO	04/26/10 12:36	269.625	DH-76
03/10/10 14:10	1561.254	DH-76	04/03/10 06:45	233.956	ISCO	04/26/10 15:45	328.858	ISCO
03/10/10 15:30	1472.478	ISCO	04/03/10 09:45	383.132	ISCO	04/26/10 18:45	350.909	ISCO
03/10/10 18:30	1270.007	ISCO	04/03/10 12:00	478.397	ISCO	04/26/10 21:45	315.652	ISCO
03/10/10 21:30	1020.367	ISCO	04/03/10 12:45	473.944	ISCO	04/27/10 00:45	299.654	ISCO
03/11/10 00:30	828.992	ISCO	04/03/10 15:45	473.158	ISCO	04/27/10 12:07	129.690	DH-76
03/11/10 03:30	676.735	ISCO	04/03/10 18:45	387.814	ISCO	04/28/10 12:00	143.789	ISCO
03/11/10 06:30	600.007	ISCO	04/03/10 21:45	304.331	ISCO	04/29/10 12:00	93.629	ISCO
03/11/10 09:30	536.741	ISCO	04/04/10 00:45	251.430	ISCO	04/30/10 12:00	76.345	ISCO
03/11/10 12:00	565.277	ISCO	04/04/10 03:45	205.877	ISCO	05/01/10 12:00	170.004	ISCO
03/11/10 12:49	487.854	ISCO	04/04/10 06:45	207.769	ISCO	05/02/10 12:00	217.414	ISCO
03/11/10 12:50	533.093	DH-76	04/04/10 09:45	172.506	ISCO	05/03/10 12:00	221.891	ISCO
03/11/10 13:02	523.238	DH-76	04/04/10 12:00	142.007	ISCO	05/04/10 12:00	88.351	ISCO
03/11/10 13:03	518.531	ISCO	04/04/10 12:45	109.907	ISCO	05/04/10 13:13	39.234	DIP
03/11/10 15:45	525.045	ISCO	04/04/10 15:45	122.251	ISCO	05/05/10 12:00	87.310	ISCO
03/11/10 18:45	408.538	ISCO	04/04/10 18:45	156.767	ISCO	05/06/10 12:00	176.172	ISCO
03/11/10 21:45	473.835	ISCO	04/04/10 21:45	131.739	ISCO	05/07/10 09:15	176.522	ISCO
03/12/10 00:45	427.541	ISCO	04/05/10 00:45	133.486	ISCO	05/07/10 12:00	219.466	ISCO
03/12/10 03:45	389.480	ISCO	04/05/10 03:45	162.700	ISCO	05/07/10 12:15	173.459	ISCO
03/12/10 12:00	327.877	ISCO	04/05/10 06:45	174.778	ISCO	05/07/10 15:15	214.159	ISCO
03/13/10 03:30	812.683	ISCO	04/05/10 09:45	150.677	ISCO	05/07/10 18:15	294.739	ISCO
03/13/10 05:00	1458.684	ISCO	04/06/10 12:04	52.163	DIP	05/07/10 21:15	442.602	ISCO
03/13/10 06:30	1958.518	ISCO	04/07/10 07:45	156.465	ISCO	05/08/10 00:15	499.464	ISCO
03/13/10 08:15	2014.915	ISCO	04/07/10 12:00	296.227	ISCO	05/08/10 03:15	440.169	ISCO
03/13/10 09:30	2217.878	ISCO	04/07/10 13:45	564.611	ISCO	05/08/10 06:15	269.248	ISCO
03/13/10 12:30	2612.438	ISCO	04/07/10 16:45	908.135	ISCO	05/08/10 09:15	220.070	ISCO
03/13/10 15:30	2739.271	ISCO	04/07/10 22:45	585.080	ISCO	05/08/10 12:00	179.404	ISCO
03/13/10 18:30	2273.184	ISCO	04/08/10 01:45	463.534	ISCO	05/08/10 12:15	142.956	ISCO
03/13/10 21:30	1908.350	ISCO	04/08/10 04:45	350.887	ISCO	05/08/10 15:15	168.335	ISCO
03/14/10 00:30	1567.010	ISCO	04/08/10 07:45	284.814	ISCO	05/08/10 18:15	143.346	ISCO
03/14/10 03:30	1272.549	ISCO	04/08/10 08:03	196.275	DH-76	05/08/10 21:15	130.216	ISCO
03/14/10 06:30	1100.860	ISCO	04/08/10 08:15	253.622	ISCO	05/09/10 00:15	118.017	ISCO
03/14/10 09:30	936.421	ISCO	04/08/10 11:15	179.982	ISCO	05/09/10 12:00	165.577	ISCO
03/14/10 11:11	839.100	DH-76	04/08/10 12:00	167.564	ISCO	05/10/10 12:00	48.319	ISCO
03/14/10 12:00	823.671	ISCO	04/08/10 14:15	147.423	ISCO	05/10/10 20:30	89.970	ISCO
03/14/10 12:30	803.176	ISCO	04/09/10 12:00	148.302	ISCO	05/11/10 01:30	365.569	ISCO
03/14/10 15:30	729.660	ISCO	04/10/10 12:00	72.073	ISCO	05/11/10 02:30	832.237	ISCO
03/14/10 18:30	635.425	ISCO	04/13/10 12:16	29.863	DIP	05/11/10 09:01	718.987	DH-76
03/15/10 12:48	350.391	DH-76	04/14/10 12:00	52.882	ISCO	05/11/10 09:15	756.963	ISCO
03/16/10 12:00	289.472	ISCO	04/15/10 12:00	42.349	ISCO	05/11/10 12:00	1088.445	ISCO
03/16/10 13:40	240.124	DH-76	04/16/10 12:00	60.707	ISCO	05/11/10 12:15	1012.292	ISCO
03/17/10 12:00	182.049	ISCO	04/17/10 12:00	123.572	ISCO	05/11/10 15:15	1206.898	ISCO
03/18/10 12:00	202.128	ISCO	04/18/10 12:00	144.247	ISCO	05/11/10 18:15	845.878	ISCO
03/19/10 12:00	164.508	ISCO	04/19/10 12:00	85.591	ISCO	05/11/10 21:15	654.303	ISCO
03/20/10 12:00	166.467	ISCO	04/20/10 12:00	60.027	ISCO	05/12/10 00:15	507.815	ISCO
03/21/10 12:00	186.484	ISCO	04/21/10 12:00	48.886	ISCO	05/12/10 03:15	420.704	ISCO
03/21/10 22:45	264.575	ISCO	04/21/10 12:58	19.417	DH-48	05/12/10 06:15	379.436	ISCO
03/22/10 01:45	324.938	ISCO	04/22/10 12:00	82.313	ISCO	05/12/10 08:11	237.731	DH-76
03/22/10 04:45	335.356	ISCO	04/23/10 12:00	150.729	ISCO	05/12/10 12:00	394.482	ISCO
03/22/10 07:45	367.336	ISCO	04/24/10 12:00	234.839	ISCO	05/13/10 01:15	315.115	ISCO
03/22/10 10:45	305.321	ISCO	04/24/10 18:45	1381.988	ISCO	05/13/10 02:30	1912.913	ISCO
03/22/10 12:00	291.132	ISCO	04/24/10 21:45	1874.033	ISCO	05/13/10 03:45	2862.484	ISCO
03/22/10 13:45	242.989	ISCO	04/24/10 23:30	1504.941	ISCO	05/13/10 04:15	3524.043	ISCO
03/22/10 16:45	203.743	ISCO	04/25/10 00:45	1188.254	ISCO	05/13/10 05:28	3832.312	DH-76
03/23/10 12:00	131.925	ISCO	04/25/10 02:30	1906.127	ISCO	05/13/10 06:00	3634.859	ISCO
03/24/10 12:00	133.687	ISCO	04/25/10 03:45	1998.073	ISCO	05/13/10 09:00	2538.079	ISCO
03/24/10 12:56	86.032	DIP	04/25/10 06:45	2384.411	ISCO	05/13/10 12:00	1439.624	ISCO
03/25/10 12:00	116.587	ISCO	04/25/10 09:45	1657.846	ISCO	05/13/10 15:00	1349.416	ISCO
03/26/10 12:00	100.993	ISCO	04/25/10 12:45	1193.506	ISCO	05/13/10 16:47	1388.334	ISCO
03/27/10 12:00	103.486	ISCO	04/25/10 15:45	1074.976	ISCO	05/13/10 17:06	1417.331	D-74
03/28/10 12:00	113.979	ISCO	04/25/10 18:45	795.100	ISCO	05/13/10 17:07	1317.358	ISCO
03/29/10 12:00	131.871	ISCO	04/25/10 21:45	652.095	ISCO	05/13/10 18:00	1281.809	ISCO

**Table C8 (Continued)**

<i>Date/Time (CST)</i>	<i>SSC (mg/L)</i>	<i>Sampling Method</i>	<i>Date/Time (CST)</i>	<i>SSC (mg/L)</i>	<i>Sampling Method</i>	<i>Date/Time (CST)</i>	<i>SSC (mg/L)</i>	<i>Sampling Method</i>
05/13/10 21:00	1033.337	ISCO	06/03/10 07:15	314.910	ISCO	06/17/10 10:00	276.297	ISCO
05/14/10 00:00	807.397	ISCO	06/03/10 09:30	223.700	DH-76	06/17/10 12:00	252.561	ISCO
05/14/10 03:00	609.372	ISCO	06/03/10 12:00	224.312	ISCO	06/18/10 12:00	300.468	ISCO
05/14/10 06:00	455.684	ISCO	06/04/10 12:00	144.032	ISCO	06/18/10 23:45	1076.998	ISCO
05/14/10 09:00	413.041	ISCO	06/04/10 23:00	720.860	ISCO	06/19/10 01:15	2427.785	ISCO
05/14/10 12:00	514.883	ISCO	06/05/10 01:00	834.620	ISCO	06/19/10 01:30	2017.984	ISCO
05/14/10 14:15	696.802	ISCO	06/05/10 02:00	1054.382	ISCO	06/19/10 03:15	1651.152	ISCO
05/14/10 15:00	730.795	ISCO	06/05/10 03:30	897.925	ISCO	06/19/10 04:30	1881.276	ISCO
05/14/10 16:30	730.756	ISCO	06/05/10 05:00	2272.257	ISCO	06/19/10 07:30	1442.826	ISCO
05/14/10 18:00	710.654	ISCO	06/05/10 08:00	1519.825	ISCO	06/19/10 10:30	1656.427	ISCO
05/14/10 20:15	563.396	ISCO	06/05/10 11:00	1171.041	ISCO	06/19/10 12:00	1253.436	ISCO
05/14/10 21:00	566.062	ISCO	06/05/10 12:00	967.588	ISCO	06/19/10 13:20	1060.739	ISCO
05/15/10 00:00	494.247	ISCO	06/05/10 14:00	829.425	ISCO	06/19/10 13:21	980.457	DH-76
05/15/10 03:00	433.792	ISCO	06/05/10 17:00	819.711	ISCO	06/19/10 13:31	989.254	DH-76
05/15/10 06:00	436.545	ISCO	06/05/10 20:00	703.861	ISCO	06/19/10 13:32	1013.769	ISCO
05/15/10 09:00	384.581	ISCO	06/05/10 21:00	1340.524	ISCO	06/19/10 16:30	831.173	ISCO
05/15/10 15:00	294.326	ISCO	06/05/10 23:00	2547.849	ISCO	06/19/10 19:30	696.698	ISCO
05/16/10 12:00	201.834	ISCO	06/06/10 01:45	2408.173	ISCO	06/19/10 22:30	580.175	ISCO
05/17/10 04:30	404.722	ISCO	06/06/10 02:00	2348.029	ISCO	06/20/10 01:30	471.110	ISCO
05/17/10 06:15	667.797	ISCO	06/06/10 05:00	1595.160	ISCO	06/20/10 04:30	371.384	ISCO
05/17/10 07:30	783.820	ISCO	06/06/10 08:00	1420.321	ISCO	06/20/10 06:30	360.667	ISCO
05/17/10 09:15	912.876	ISCO	06/06/10 11:00	958.868	ISCO	06/20/10 07:30	348.685	ISCO
05/18/10 11:04	351.071	DH-76	06/06/10 12:00	858.098	ISCO	06/20/10 08:08	331.012	DH-76
05/18/10 12:00	395.231	ISCO	06/06/10 14:00	800.436	ISCO	06/20/10 08:30	360.395	ISCO
05/18/10 14:15	389.822	ISCO	06/06/10 17:00	716.446	ISCO	06/20/10 10:00	389.736	ISCO
05/18/10 17:15	327.940	ISCO	06/08/10 12:41	287.206	DH-76	06/20/10 11:30	418.847	ISCO
05/18/10 20:15	349.799	ISCO	06/09/10 05:15	349.870	ISCO	06/20/10 12:00	384.838	ISCO
05/18/10 23:15	311.875	ISCO	06/09/10 12:00	253.939	ISCO	06/20/10 19:15	325.693	ISCO
05/19/10 02:15	287.195	ISCO	06/10/10 12:00	207.298	ISCO	06/21/10 10:46	249.398	DH-76
05/19/10 05:15	278.094	ISCO	06/11/10 12:00	161.929	ISCO	06/25/10 13:22	297.870	DH-76
05/19/10 12:00	283.554	ISCO	06/12/10 12:00	157.739	ISCO	06/27/10 12:00	283.239	ISCO
05/20/10 12:00	243.782	ISCO	06/12/10 16:15	441.372	ISCO	06/28/10 12:00	216.423	ISCO
05/21/10 01:00	258.350	ISCO	06/13/10 12:00	735.360	ISCO	06/29/10 12:00	139.384	ISCO
05/21/10 04:00	243.777	ISCO	06/13/10 13:00	980.335	ISCO	06/29/10 13:35	167.956	DH-76
05/21/10 07:00	309.735	ISCO	06/13/10 13:15	2164.091	ISCO	06/30/10 12:00	112.465	ISCO
05/21/10 10:00	304.393	ISCO	06/13/10 15:00	2491.641	ISCO	07/01/10 12:00	125.320	ISCO
05/21/10 12:00	282.469	ISCO	06/13/10 16:15	1876.679	ISCO	07/02/10 12:00	174.841	ISCO
05/21/10 13:00	293.758	ISCO	06/13/10 19:15	1049.423	ISCO	07/03/10 12:00	132.233	ISCO
05/21/10 15:15	790.737	ISCO	06/13/10 22:00	1371.450	ISCO	07/04/10 12:00	118.371	ISCO
05/21/10 16:00	834.573	ISCO	06/13/10 22:15	1504.586	ISCO	07/05/10 12:00	102.533	ISCO
05/21/10 19:00	725.191	ISCO	06/14/10 01:15	1367.578	ISCO	07/06/10 12:00	120.969	ISCO
05/21/10 22:00	660.354	ISCO	06/14/10 04:15	953.776	ISCO	07/07/10 11:08	82.403	DH-76
05/22/10 01:00	506.971	ISCO	06/14/10 06:00	2217.019	ISCO	07/07/10 12:00	93.611	ISCO
05/22/10 04:00	392.266	ISCO	06/14/10 07:15	2049.975	ISCO	07/07/10 21:30	753.806	ISCO
05/22/10 07:00	345.064	ISCO	06/14/10 09:03	1509.983	DH-76	07/07/10 22:00	1340.094	ISCO
05/22/10 10:00	278.630	ISCO	06/14/10 10:15	1149.872	ISCO	07/07/10 22:30	1709.980	ISCO
05/22/10 12:00	259.572	ISCO	06/14/10 12:00	920.563	ISCO	07/07/10 23:00	2077.832	ISCO
05/25/10 13:28	111.637	DIP	06/14/10 19:15	1176.537	ISCO	07/08/10 00:00	3357.365	ISCO
05/26/10 12:00	148.424	ISCO	06/14/10 22:15	825.324	ISCO	07/08/10 00:30	2596.857	ISCO
05/27/10 12:00	163.911	ISCO	06/15/10 01:00	676.528	ISCO	07/08/10 02:30	1726.630	ISCO
05/28/10 12:00	282.793	ISCO	06/15/10 01:15	587.184	ISCO	07/08/10 06:30	993.165	ISCO
05/29/10 12:00	211.283	ISCO	06/15/10 03:30	577.216	ISCO	07/08/10 09:30	764.599	ISCO
05/30/10 12:00	151.894	ISCO	06/15/10 04:15	535.703	ISCO	07/08/10 11:11	572.742	DH-76
05/31/10 12:00	156.537	ISCO	06/15/10 07:15	469.947	ISCO	07/08/10 12:00	605.515	ISCO
06/01/10 12:00	130.498	ISCO	06/15/10 10:15	409.719	ISCO	07/08/10 12:30	579.062	ISCO
06/01/10 23:12	79.647	DIP	06/15/10 12:16	332.750	DH-76	07/08/10 14:15	599.174	ISCO
06/02/10 03:15	451.105	ISCO	06/15/10 13:15	354.612	ISCO	07/08/10 15:30	547.952	ISCO
06/02/10 04:15	755.167	ISCO	06/15/10 22:30	360.887	ISCO	07/08/10 17:45	507.688	ISCO
06/02/10 07:15	727.234	ISCO	06/16/10 00:15	516.519	ISCO	07/08/10 18:30	464.739	ISCO
06/02/10 10:15	594.847	ISCO	06/16/10 01:30	783.145	ISCO	07/08/10 21:30	388.385	ISCO
06/02/10 12:00	561.301	ISCO	06/16/10 04:30	1022.497	ISCO	07/09/10 00:30	327.877	ISCO
06/02/10 13:15	708.489	ISCO	06/16/10 07:30	744.951	ISCO	07/09/10 03:30	286.065	ISCO
06/02/10 16:15	1020.417	ISCO	06/16/10 10:30	563.369	ISCO	07/09/10 06:30	281.611	ISCO
06/02/10 19:15	768.590	ISCO	06/16/10 12:00	492.994	ISCO	07/09/10 09:30	272.839	ISCO
06/02/10 22:15	623.605	ISCO	06/16/10 13:30	428.254	ISCO	07/09/10 12:00	225.112	ISCO
06/03/10 01:00	445.377	ISCO	06/16/10 16:30	432.568	ISCO	07/09/10 12:30	222.180	ISCO
06/03/10 04:15	337.157	ISCO	06/16/10 19:30	411.762	ISCO	07/12/10 09:45	175.736	ISCO

**Table C8 (Continued)**

<i>Date/Time (CST)</i>	<i>SSC (mg/L)</i>	<i>Sampling Method</i>	<i>Date/Time (CST)</i>	<i>SSC (mg/L)</i>	<i>Sampling Method</i>	<i>Date/Time (CST)</i>	<i>SSC (mg/L)</i>	<i>Sampling Method</i>
07/12/10 09:48	83.652	DH-76	08/31/10 12:00	27.306	ISCO	09/28/10 11:09	53.713	GRAB
07/12/10 12:00	122.032	ISCO	09/01/10 12:00	321.257	ISCO	09/28/10 12:00	61.244	ISCO
07/13/10 12:00	183.065	ISCO	09/01/10 14:00	324.297	ISCO	09/29/10 12:00	69.832	ISCO
07/19/10 20:45	1113.360	ISCO	09/01/10 17:00	314.860	ISCO	09/30/10 12:00	88.003	ISCO
07/20/10 02:45	1058.415	ISCO	09/01/10 20:00	205.235	ISCO	10/01/10 12:00	138.946	ISCO
07/20/10 05:45	903.070	ISCO	09/01/10 23:00	195.279	ISCO	10/02/10 12:00	53.706	ISCO
07/20/10 08:45	854.796	ISCO	09/02/10 02:00	218.841	ISCO	10/03/10 12:00	67.687	ISCO
07/20/10 09:31	884.561	DH-76	09/02/10 05:00	267.962	ISCO	10/04/10 12:00	43.759	ISCO
07/20/10 12:00	941.928	ISCO	09/02/10 08:00	258.572	ISCO	10/05/10 12:00	34.335	ISCO
07/20/10 12:30	936.867	ISCO	09/02/10 12:00	205.833	ISCO	10/05/10 12:28	29.139	GRAB
07/20/10 15:30	587.073	ISCO	09/03/10 12:00	222.907	ISCO	10/12/10 11:18	27.894	DIP
07/20/10 18:30	464.247	ISCO	09/04/10 12:00	231.456	ISCO	10/12/10 12:00	25.258	ISCO
07/20/10 21:30	380.254	ISCO	09/05/10 12:00	172.073	ISCO	10/13/10 12:00	92.376	ISCO
07/21/10 00:30	292.772	ISCO	09/06/10 12:00	103.760	ISCO	10/14/10 12:00	40.836	ISCO
07/21/10 03:30	229.191	ISCO	09/07/10 11:12	34.593	GRAB	10/15/10 12:00	50.700	ISCO
07/21/10 06:30	216.320	ISCO	09/08/10 12:00	61.071	ISCO	10/16/10 12:00	43.037	ISCO
07/21/10 12:00	199.101	ISCO	09/09/10 12:00	55.801	ISCO	10/17/10 12:00	94.692	ISCO
07/22/10 12:00	187.177	ISCO	09/10/10 12:00	81.112	ISCO	10/18/10 12:00	81.385	ISCO
07/23/10 12:00	227.605	ISCO	09/11/10 12:00	60.520	ISCO	10/19/10 12:00	27.358	ISCO
07/24/10 12:00	116.603	ISCO	09/12/10 12:00	79.154	ISCO	10/19/10 14:01	17.706	DIP
07/25/10 12:00	184.733	ISCO	09/13/10 12:00	48.243	ISCO	10/20/10 12:00	23.510	ISCO
07/26/10 12:00	130.216	ISCO	09/14/10 08:36	51.567	GRAB	10/21/10 12:00	18.264	ISCO
07/27/10 12:17	61.069	DIP	09/14/10 12:00	113.861	ISCO	10/23/10 12:00	29.940	ISCO
07/28/10 12:00	183.818	ISCO	09/15/10 12:00	54.254	ISCO	10/24/10 12:00	38.363	ISCO
07/29/10 12:00	168.951	ISCO	09/16/10 12:00	35.734	ISCO	10/25/10 12:00	29.471	ISCO
08/03/10 12:58	73.531	DIP	09/17/10 12:00	52.506	ISCO	10/26/10 08:15	135.199	ISCO
08/04/10 12:00	60.936	ISCO	09/18/10 12:00	77.228	ISCO	10/26/10 12:00	96.599	ISCO
08/05/10 12:00	63.630	ISCO	09/19/10 04:15	967.698	ISCO	10/26/10 13:41	77.397	DH-76
08/06/10 12:00	58.874	ISCO	09/19/10 07:15	464.650	ISCO	10/26/10 14:15	79.888	ISCO
08/10/10 11:10	32.332	DIP	09/19/10 10:15	387.414	ISCO	10/26/10 17:15	84.321	ISCO
08/10/10 12:00	52.092	ISCO	09/19/10 12:00	425.135	ISCO	10/26/10 20:15	79.268	ISCO
08/11/10 05:00	603.347	ISCO	09/19/10 13:15	473.551	ISCO	10/26/10 23:15	77.795	ISCO
08/11/10 08:00	498.845	ISCO	09/19/10 16:15	378.567	ISCO	10/27/10 02:15	61.839	ISCO
08/11/10 11:00	434.168	ISCO	09/19/10 19:15	354.620	ISCO	10/27/10 05:15	56.800	ISCO
08/11/10 11:38	310.714	DH-76	09/19/10 22:15	311.954	ISCO	10/27/10 08:37	34.803	DH-76
08/11/10 12:00	385.021	ISCO	09/20/10 01:15	312.138	ISCO	10/27/10 12:00	32.244	ISCO
08/11/10 12:26	315.766	ISCO	09/20/10 04:15	262.897	ISCO	10/28/10 12:00	31.043	ISCO
08/11/10 12:28	314.019	DH-76	09/20/10 07:15	248.187	ISCO	10/29/10 12:00	19.405	ISCO
08/11/10 12:47	298.329	DH-76	09/20/10 10:15	252.837	ISCO	10/30/10 12:00	14.783	ISCO
08/11/10 12:48	291.232	ISCO	09/20/10 12:00	195.463	ISCO	10/31/10 12:00	27.103	ISCO
08/11/10 14:00	361.901	ISCO	09/20/10 13:15	185.419	ISCO	11/01/10 12:00	18.619	ISCO
08/11/10 17:00	408.464	ISCO	09/20/10 16:15	169.349	ISCO	11/02/10 12:00	13.123	ISCO
08/11/10 20:00	327.273	ISCO	09/20/10 19:15	165.143	ISCO	11/02/10 12:38	13.021	GRAB
08/12/10 12:00	264.930	ISCO	09/20/10 22:15	115.715	ISCO	11/03/10 12:00	15.155	ISCO
08/13/10 12:00	208.349	ISCO	09/21/10 01:15	109.167	ISCO	11/04/10 12:00	16.187	ISCO
08/14/10 00:45	314.453	ISCO	09/21/10 04:15	98.380	ISCO	11/05/10 12:00	14.970	ISCO
08/14/10 03:45	703.782	ISCO	09/21/10 12:08	63.011	GRAB	11/06/10 12:00	15.485	ISCO
08/14/10 06:45	626.168	ISCO	09/22/10 04:15	210.422	ISCO	11/07/10 12:00	14.822	ISCO
08/14/10 09:45	599.384	ISCO	09/22/10 07:15	163.930	ISCO	11/08/10 12:00	17.295	ISCO
08/14/10 12:00	817.867	ISCO	09/22/10 10:15	152.843	ISCO	11/09/10 11:47	17.140	GRAB
08/14/10 12:45	671.025	ISCO	09/22/10 12:00	140.435	ISCO	11/09/10 12:00	22.225	ISCO
08/14/10 15:45	523.885	ISCO	09/22/10 13:15	123.193	ISCO	11/10/10 12:00	25.291	ISCO
08/14/10 18:45	409.663	ISCO	09/22/10 16:15	105.375	ISCO	11/11/10 12:00	39.952	ISCO
08/14/10 21:45	299.945	ISCO	09/23/10 12:00	76.577	ISCO	11/12/10 12:00	32.854	ISCO
08/15/10 00:45	293.762	ISCO	09/24/10 12:00	72.759	ISCO	11/13/10 12:00	13.506	ISCO
08/15/10 03:45	198.809	ISCO	09/25/10 12:00	166.827	ISCO	11/14/10 12:00	9.685	ISCO
08/15/10 06:45	219.646	ISCO	09/26/10 08:45	145.923	ISCO	11/15/10 12:00	11.673	ISCO
08/15/10 12:00	189.844	ISCO	09/26/10 11:45	128.027	ISCO	11/16/10 12:00	11.336	ISCO
08/17/10 10:13	51.963	GRAB	09/26/10 12:00	120.366	ISCO	11/16/10 12:52	14.696	GRAB
08/20/10 19:23	88.095	DH-76	09/26/10 14:45	125.446	ISCO	11/17/10 12:00	14.531	ISCO
08/20/10 23:45	231.437	ISCO	09/26/10 17:45	132.613	ISCO	11/18/10 12:00	15.146	ISCO
08/21/10 02:45	219.748	ISCO	09/26/10 20:45	146.208	ISCO	11/19/10 12:00	14.488	ISCO
08/21/10 14:35	108.445	DH-76	09/26/10 23:45	132.854	ISCO	11/20/10 12:00	10.526	ISCO
08/23/10 12:00	44.318	ISCO	09/27/10 02:45	131.896	ISCO	11/21/10 12:00	12.693	ISCO
08/24/10 08:04	40.912	GRAB	09/27/10 05:45	122.534	ISCO	11/22/10 12:01	15.408	GRAB
08/24/10 12:00	29.977	ISCO	09/27/10 08:45	117.541	ISCO	11/23/10 12:00	15.459	ISCO
08/30/10 12:31	18.593	GRAB	09/27/10 12:00	97.957	ISCO	11/24/10 12:00	10.278	ISCO

Table C8 (Continued)

Date/Time (CST)	SSC (mg/L)	Sampling Method	Date/Time (CST)	SSC (mg/L)	Sampling Method	Date/Time (CST)	SSC (mg/L)	Sampling Method
11/25/10 12:00	8.980	ISCO	04/11/11 12:00	16.921	ISCO	05/06/11 12:00	73.630	ISCO
11/26/10 12:00	10.812	ISCO	04/12/11 12:17	13.633	GRAB	05/07/11 12:00	78.827	ISCO
11/27/10 12:00	22.134	ISCO	04/13/11 12:00	21.089	ISCO	05/08/11 12:00	80.252	ISCO
11/29/10 14:01	49.632	GRAB	04/14/11 12:00	16.974	ISCO	05/09/11 12:00	57.662	ISCO
11/30/10 12:00	77.373	ISCO	04/15/11 12:00	16.933	ISCO	05/10/11 11:19	74.344	GRAB
12/01/10 12:00	70.510	ISCO	04/16/11 12:00	22.131	ISCO	05/10/11 12:00	193.011	ISCO
12/03/10 12:00	67.184	ISCO	04/17/11 12:00	17.670	ISCO	05/11/11 12:00	68.853	ISCO
12/05/10 12:00	20.139	ISCO	04/18/11 12:00	20.484	ISCO	05/12/11 12:00	207.886	ISCO
12/07/10 12:58	65.281	GRAB	04/19/11 09:45	180.569	ISCO	05/13/11 12:00	99.666	ISCO
12/14/10 15:49	78.987	GRAB	04/19/11 11:29	146.224	DH-76	05/14/11 12:00	140.690	ISCO
12/21/10 12:25	83.103	GRAB	04/19/11 12:00	158.451	ISCO	05/15/11 05:30	150.031	ISCO
12/28/10 13:47	69.875	GRAB	04/19/11 16:30	225.164	ISCO	05/15/11 10:30	145.392	ISCO
12/31/10 16:21	117.764	DH-76	04/19/11 21:30	375.833	ISCO	05/15/11 12:00	126.842	ISCO
12/31/10 16:45	142.212	ISCO	04/20/11 02:30	653.942	ISCO	05/15/11 15:30	122.707	ISCO
12/31/10 19:45	214.574	ISCO	04/20/11 07:30	779.641	ISCO	05/15/11 20:30	122.445	ISCO
01/02/11 01:45	112.928	ISCO	04/20/11 10:48	534.627	DH-76	05/16/11 01:30	115.143	ISCO
01/04/11 12:43	74.392	GRAB	04/20/11 12:00	561.819	ISCO	05/16/11 06:30	124.583	ISCO
01/11/11 09:22	97.935	GRAB	04/20/11 12:30	557.285	ISCO	05/16/11 11:30	109.350	ISCO
01/19/11 11:16	45.552	GRAB	04/20/11 17:30	378.523	ISCO	05/16/11 12:00	155.871	ISCO
01/24/11 15:14	75.921	GRAB	04/20/11 22:30	233.166	ISCO	05/16/11 16:30	90.065	ISCO
01/31/11 10:16	57.089	GRAB	04/21/11 03:30	180.165	ISCO	05/16/11 21:30	96.625	ISCO
02/09/11 11:35	71.787	GRAB	04/21/11 08:30	233.547	ISCO	05/17/11 12:00	80.409	ISCO
02/15/11 12:26	156.222	DIP	04/21/11 11:48	102.656	DH-76	05/17/11 13:32	78.858	GRAB
02/17/11 12:47	796.840	DH-76	04/21/11 22:00	124.652	ISCO	05/18/11 12:00	85.772	ISCO
02/21/11 13:29	251.521	DH-76	04/22/11 03:00	231.563	ISCO	05/19/11 12:00	121.789	ISCO
02/22/11 12:32	130.259	DH-76	04/22/11 08:00	240.938	ISCO	05/20/11 12:00	137.465	ISCO
02/28/11 13:39	198.983	DH-76	04/22/11 10:00	1168.131	ISCO	05/21/11 12:00	126.532	ISCO
03/01/11 15:04	76.900	DH-76	04/22/11 11:45	1495.718	ISCO	05/22/11 12:00	123.200	ISCO
03/07/11 13:31	85.870	GRAB	04/22/11 12:00	1652.026	ISCO	05/23/11 12:00	101.849	ISCO
03/08/11 12:00	42.531	ISCO	04/22/11 13:00	1284.519	ISCO	05/24/11 10:16	85.516	DH-48
03/09/11 12:00	42.022	ISCO	04/22/11 17:30	1291.386	ISCO	05/24/11 12:00	80.873	ISCO
03/10/11 12:00	87.811	ISCO	04/22/11 17:34	1280.010	DH-76	05/25/11 04:00	3055.959	ISCO
03/11/11 12:00	47.651	ISCO	04/22/11 18:00	1372.537	ISCO	05/25/11 05:15	3117.590	ISCO
03/12/11 12:00	59.482	ISCO	04/22/11 23:00	1023.451	ISCO	05/25/11 06:30	7872.610	ISCO
03/13/11 12:00	52.588	ISCO	04/23/11 03:00	1075.820	ISCO	05/25/11 08:46	3027.629	DH-76
03/14/11 12:00	39.724	ISCO	04/23/11 04:00	1030.594	ISCO	05/25/11 09:00	3142.279	ISCO
03/15/11 11:14	71.468	GRAB	04/23/11 09:00	756.764	ISCO	05/25/11 12:00	2372.493	ISCO
03/15/11 12:00	34.484	ISCO	04/23/11 12:00	525.277	ISCO	05/25/11 14:00	1663.888	ISCO
03/16/11 12:00	42.324	ISCO	04/23/11 14:00	490.613	ISCO	05/25/11 19:00	1986.331	ISCO
03/17/11 12:00	42.236	ISCO	04/23/11 19:00	373.141	ISCO	05/26/11 04:00	970.098	ISCO
03/18/11 12:00	63.877	ISCO	04/24/11 00:00	302.456	ISCO	05/26/11 05:00	1053.422	ISCO
03/19/11 12:00	73.434	ISCO	04/24/11 05:00	303.713	ISCO	05/26/11 06:45	1304.633	ISCO
03/20/11 12:00	50.137	ISCO	04/25/11 12:36	135.739	DH-76	05/26/11 09:30	1510.572	ISCO
03/21/11 12:00	54.229	ISCO	04/25/11 13:15	130.430	ISCO	05/26/11 10:00	1430.109	ISCO
03/22/11 11:26	42.316	GRAB	04/25/11 18:15	123.076	ISCO	05/26/11 12:00	1484.538	ISCO
03/22/11 12:00	41.040	ISCO	04/25/11 23:15	120.484	ISCO	05/26/11 15:00	1423.328	ISCO
03/23/11 12:00	39.153	ISCO	04/26/11 04:15	133.276	ISCO	05/26/11 20:00	1056.503	ISCO
03/24/11 12:00	46.947	ISCO	04/26/11 09:15	150.598	ISCO	05/27/11 01:00	871.231	ISCO
03/25/11 12:00	43.435	ISCO	04/26/11 12:00	164.856	ISCO	05/27/11 03:00	692.199	ISCO
03/26/11 12:00	36.321	ISCO	04/26/11 14:15	179.934	ISCO	05/27/11 05:30	624.389	ISCO
03/27/11 12:00	50.439	ISCO	04/26/11 19:15	187.257	ISCO	05/27/11 06:00	589.651	ISCO
03/28/11 12:00	57.442	ISCO	04/27/11 00:15	157.388	ISCO	05/27/11 09:48	474.885	DH-76
03/29/11 10:54	56.905	GRAB	04/27/11 05:15	159.844	ISCO	05/27/11 10:00	494.408	ISCO
03/29/11 12:00	46.891	ISCO	04/27/11 10:15	156.611	ISCO	05/27/11 12:00	465.559	ISCO
03/30/11 12:00	23.319	ISCO	04/27/11 12:00	127.271	ISCO	05/27/11 15:00	430.877	ISCO
03/31/11 12:00	18.120	ISCO	04/27/11 15:15	132.283	ISCO	05/27/11 20:00	370.471	ISCO
04/01/11 12:00	33.138	ISCO	04/27/11 20:15	118.814	ISCO	05/28/11 12:00	304.908	ISCO
04/02/11 12:00	20.470	ISCO	04/28/11 01:15	112.434	ISCO	05/29/11 12:00	259.622	ISCO
04/03/11 12:00	21.720	ISCO	04/28/11 12:00	100.548	ISCO	05/30/11 12:00	369.831	ISCO
04/04/11 12:00	34.118	ISCO	04/29/11 12:00	99.984	ISCO	05/31/11 12:00	271.194	ISCO
04/05/11 11:12	18.454	GRAB	04/30/11 12:00	82.004	ISCO	05/31/11 12:46	203.788	DH-76
04/05/11 12:00	16.860	ISCO	05/01/11 12:00	61.078	ISCO	06/01/11 12:00	209.787	ISCO
04/06/11 12:00	20.028	ISCO	05/02/11 12:00	96.699	ISCO	06/02/11 12:00	318.947	ISCO
04/07/11 12:00	18.282	ISCO	05/03/11 12:00	61.469	ISCO	06/02/11 23:15	259.941	ISCO
04/08/11 12:00	24.339	ISCO	05/03/11 13:19	60.076	DH-76	06/03/11 04:15	323.387	ISCO
04/09/11 12:00	18.620	ISCO	05/04/11 12:00	50.391	ISCO	06/03/11 09:15	382.878	ISCO
04/10/11 12:00	24.591	ISCO	05/05/11 12:00	66.253	ISCO	06/03/11 12:00	377.378	ISCO

**Table C8 (Concluded)**

<i>Date/Time (CST)</i>	<i>SSC (mg/L)</i>	<i>Sampling Method</i>	<i>Date/Time (CST)</i>	<i>SSC (mg/L)</i>	<i>Sampling Method</i>	<i>Date/Time (CST)</i>	<i>SSC (mg/L)</i>	<i>Sampling Method</i>
06/03/11 14:15	340.924	ISCO	06/23/11 12:00	319.667	ISCO	08/30/11 13:22	22.613	GRAB
06/03/11 19:15	278.866	ISCO	06/24/11 12:00	252.966	ISCO	08/31/11 12:00	36.518	ISCO
06/04/11 00:15	217.143	ISCO	06/25/11 12:00	322.297	ISCO	09/01/11 12:00	41.205	ISCO
06/04/11 05:15	198.768	ISCO	06/26/11 12:00	296.361	ISCO	09/02/11 12:00	64.337	ISCO
06/04/11 10:15	262.265	ISCO	06/26/11 22:00	2186.445	ISCO	09/03/11 12:00	51.736	ISCO
06/05/11 10:30	1198.209	ISCO	06/27/11 00:30	2110.120	ISCO	09/03/11 16:00	101.811	ISCO
06/05/11 12:00	1138.463	ISCO	06/27/11 03:15	1515.106	ISCO	09/03/11 21:00	156.851	ISCO
06/05/11 15:30	689.116	ISCO	06/27/11 04:15	2126.814	ISCO	09/04/11 02:00	103.459	ISCO
06/05/11 15:49	639.931	ISCO	06/27/11 05:30	1738.255	ISCO	09/04/11 12:00	55.093	ISCO
06/05/11 15:50	623.871	DH-76	06/27/11 06:45	1853.057	ISCO	09/05/11 12:00	33.642	ISCO
06/05/11 16:03	572.429	DH-76	06/27/11 09:00	1661.837	ISCO	09/06/11 12:00	32.508	ISCO
06/05/11 16:04	578.058	ISCO	06/27/11 10:08	1646.793	DH-76	09/06/11 13:14	19.872	GRAB
06/05/11 20:30	357.353	ISCO	06/27/11 10:30	1722.791	ISCO	09/07/11 12:00	34.657	ISCO
06/06/11 01:30	349.457	ISCO	06/27/11 12:00	1615.816	ISCO	09/08/11 12:00	25.446	ISCO
06/06/11 06:30	251.753	ISCO	06/27/11 15:30	1263.315	ISCO	09/09/11 12:00	30.025	ISCO
06/06/11 12:00	281.904	ISCO	06/28/11 00:15	592.866	ISCO	09/10/11 12:00	22.402	ISCO
06/06/11 15:36	222.950	DH-76	06/28/11 01:30	494.218	ISCO	09/11/11 12:00	25.089	ISCO
06/07/11 12:00	254.074	ISCO	06/28/11 03:00	531.440	ISCO	09/12/11 12:00	16.792	ISCO
06/07/11 13:16	215.278	DH-76	06/28/11 04:30	443.378	ISCO	09/13/11 12:06	13.218	GRAB
06/08/11 12:00	257.509	ISCO	06/28/11 06:30	486.523	ISCO	09/14/11 12:00	19.709	ISCO
06/09/11 12:00	242.339	ISCO	06/28/11 10:15	423.423	ISCO	09/15/11 12:00	19.283	ISCO
06/10/11 12:00	210.370	ISCO	06/28/11 14:37	341.337	DH-76	09/16/11 12:00	24.157	ISCO
06/11/11 12:00	199.500	ISCO	06/29/11 12:00	215.015	ISCO	09/17/11 12:00	24.802	ISCO
06/12/11 12:00	136.221	ISCO	06/30/11 12:00	215.314	ISCO	09/18/11 12:00	26.494	ISCO
06/13/11 12:00	131.257	ISCO	07/01/11 12:00	229.165	ISCO	09/19/11 12:00	33.023	ISCO
06/14/11 10:30	495.801	ISCO	07/02/11 12:00	237.843	ISCO	09/20/11 12:00	22.900	ISCO
06/14/11 10:45	473.974	ISCO	07/03/11 12:00	226.692	ISCO	09/20/11 13:02	27.956	DIP
06/14/11 12:00	423.065	ISCO	07/04/11 12:00	284.664	ISCO	09/21/11 12:00	20.550	ISCO
06/14/11 12:41	456.662	DH-76	07/05/11 12:00	147.429	ISCO	09/22/11 12:00	28.156	ISCO
06/14/11 15:15	552.079	ISCO	07/05/11 13:24	167.182	DH-76	09/23/11 12:00	29.051	ISCO
06/14/11 20:15	560.588	ISCO	07/06/11 12:00	134.610	ISCO	09/25/11 12:00	38.253	ISCO
06/15/11 01:15	2208.520	ISCO	07/07/11 12:00	133.518	ISCO	09/26/11 12:00	23.581	ISCO
06/15/11 02:45	3194.964	ISCO	07/08/11 12:00	112.619	ISCO	09/27/11 12:00	31.170	ISCO
06/15/11 04:15	2869.711	ISCO	07/09/11 12:00	114.961	ISCO	09/27/11 13:28	21.803	GRAB
06/15/11 06:15	3015.382	ISCO	07/10/11 12:00	134.665	ISCO	09/28/11 12:00	27.903	ISCO
06/15/11 11:04	1660.026	DH-76	07/11/11 12:00	114.020	ISCO	09/29/11 12:00	23.562	ISCO
06/15/11 11:15	1711.136	ISCO	07/12/11 12:00	132.589	ISCO	09/30/11 12:00	21.068	ISCO
06/15/11 12:00	1615.971	ISCO	07/12/11 13:15	108.894	GRAB			
06/15/11 16:15	1126.019	ISCO	07/13/11 12:00	107.813	ISCO			
06/15/11 20:32	771.466	DH-76	07/14/11 12:00	160.073	ISCO			
06/15/11 20:45	800.122	ISCO	07/15/11 12:00	110.221	ISCO			
06/15/11 21:15	732.994	ISCO	07/16/11 12:00	103.500	ISCO			
06/15/11 23:15	603.149	ISCO	07/17/11 12:00	92.511	ISCO			
06/16/11 01:15	547.167	ISCO	07/18/11 12:00	100.592	ISCO			
06/16/11 02:15	536.912	ISCO	07/19/11 13:29	67.284	GRAB			
06/16/11 05:45	484.014	ISCO	07/20/11 12:00	81.166	ISCO			
06/16/11 07:15	440.626	ISCO	07/21/11 12:00	102.361	ISCO			
06/16/11 09:14	408.927	DH-76	07/24/11 12:00	84.132	ISCO			
06/16/11 12:00	390.875	ISCO	07/25/11 12:00	62.774	ISCO			
06/16/11 13:00	378.599	ISCO	07/26/11 12:13	43.872	GRAB			
06/16/11 18:00	336.729	ISCO	08/01/11 13:19	32.182	GRAB			
06/16/11 23:00	284.833	ISCO	08/02/11 12:00	32.885	ISCO			
06/17/11 12:00	288.979	ISCO	08/03/11 12:00	51.942	ISCO			
06/18/11 12:00	223.794	ISCO	08/09/11 11:54	18.741	GRAB			
06/19/11 12:00	216.681	ISCO	08/10/11 12:00	88.782	ISCO			
06/20/11 06:15	997.732	ISCO	08/11/11 12:00	89.776	ISCO			
06/20/11 09:45	1239.760	ISCO	08/12/11 12:00	103.596	ISCO			
06/20/11 11:30	1145.167	ISCO	08/13/11 12:00	52.106	ISCO			
06/20/11 12:00	1026.784	ISCO	08/15/11 14:20	36.755	GRAB			
06/20/11 14:44	764.763	DH-76	08/16/11 12:00	57.572	ISCO			
06/20/11 16:30	625.111	ISCO	08/17/11 12:00	42.822	ISCO			
06/20/11 21:30	767.905	ISCO	08/18/11 12:00	29.036	ISCO			
06/21/11 02:30	499.935	ISCO	08/22/11 14:01	29.684	GRAB			
06/21/11 07:30	392.237	ISCO	08/27/11 12:00	73.117	ISCO			
06/21/11 13:02	272.353	DH-76	08/28/11 12:00	35.536	ISCO			
06/22/11 05:30	183.210	ISCO	08/29/11 12:00	41.789	ISCO			
06/22/11 12:00	201.444	ISCO	08/30/11 12:00	36.023	ISCO			

**Table C9. Suspended Sediment Concentrations (SSC)  
for Cedar Creek (Station 306)**

<i>Date/Time (CST)</i>	<i>SSC (mg/L)</i>	<i>Sampling Method</i>	<i>Date/Time (CST)</i>	<i>SSC (mg/L)</i>	<i>Sampling Method</i>	<i>Date/Time (CST)</i>	<i>SSC (mg/L)</i>	<i>Sampling Method</i>
09/15/06 12:00	66.667	ISCO	11/16/06 12:00	13.410	ISCO	02/25/07 16:15	812.481	ISCO
09/16/06 12:00	62.699	ISCO	11/17/06 12:00	19.173	ISCO	02/25/07 17:15	805.647	DH-76
09/17/06 12:00	43.441	ISCO	11/18/06 12:00	14.180	ISCO	02/25/07 19:15	623.301	ISCO
09/18/06 12:00	56.256	ISCO	11/19/06 12:00	9.374	ISCO	02/25/07 22:15	494.912	ISCO
09/19/06 12:00	51.573	ISCO	11/20/06 12:00	10.636	ISCO	02/26/07 01:15	373.917	ISCO
09/20/06 12:00	48.725	ISCO	11/20/06 14:19	4.711	GRAB	02/26/07 03:30	331.442	ISCO
09/21/06 09:01	41.494	GRAB	11/21/06 12:00	5.571	ISCO	02/26/07 10:30	219.294	DH-76
09/21/06 12:00	39.153	ISCO	11/22/06 12:00	7.532	ISCO	02/26/07 16:15	178.219	ISCO
09/22/06 12:00	42.048	ISCO	11/23/06 12:00	9.944	ISCO	02/26/07 19:15	150.160	ISCO
09/23/06 12:00	50.840	ISCO	11/25/06 12:00	7.634	ISCO	02/26/07 22:15	324.453	ISCO
09/24/06 12:00	50.743	ISCO	11/28/06 13:15	8.309	GRAB	02/27/07 01:15	295.097	ISCO
09/25/06 12:00	43.406	ISCO	11/29/06 12:00	22.654	ISCO	02/27/07 04:15	252.419	ISCO
09/26/06 10:11	38.841	GRAB	11/29/06 18:00	65.937	ISCO	02/27/07 07:15	240.086	ISCO
09/26/06 12:00	38.122	ISCO	11/29/06 21:00	32.969	ISCO	02/27/07 10:15	47.479	ISCO
09/27/06 12:00	34.059	ISCO	11/30/06 00:00	229.793	ISCO	02/27/07 13:15	66.741	ISCO
09/28/06 12:00	34.270	ISCO	12/06/06 15:05	12.042	GRAB	02/27/07 14:22	74.380	DIP
09/29/06 12:00	28.270	ISCO	12/12/06 11:40	48.517	DH-48	02/27/07 17:15	86.222	ISCO
09/30/06 12:00	20.769	ISCO	12/18/06 13:12	8.660	GRAB	02/27/07 20:15	90.240	ISCO
10/01/06 12:00	24.578	ISCO	12/27/06 12:55	6.344	GRAB	02/27/07 23:15	259.937	ISCO
10/02/06 12:00	18.088	ISCO	12/28/06 12:00	7.556	ISCO	03/01/07 03:30	129.498	ISCO
10/03/06 12:16	16.741	GRAB	12/29/06 12:00	6.797	ISCO	03/01/07 07:15	2203.565	ISCO
10/04/06 12:00	18.761	ISCO	12/30/06 12:00	6.523	ISCO	03/01/07 08:15	2697.464	ISCO
10/05/06 12:00	16.657	ISCO	01/02/07 13:45	9.991	GRAB	03/01/07 09:30	3386.445	ISCO
10/06/06 12:00	18.521	ISCO	01/03/07 12:00	8.170	ISCO	03/01/07 10:36	3194.129	DH-76
10/07/06 12:00	20.963	ISCO	01/04/07 12:00	7.020	ISCO	03/01/07 11:30	3881.024	ISCO
10/08/06 12:00	25.196	ISCO	01/04/07 18:45	10.291	ISCO	03/01/07 12:00	2809.800	ISCO
10/09/06 12:00	20.338	ISCO	01/04/07 21:45	35.219	ISCO	03/01/07 12:30	2679.390	ISCO
10/10/06 12:00	19.068	ISCO	01/05/07 12:00	473.658	ISCO	03/01/07 14:30	2389.769	ISCO
10/11/06 11:35	22.450	GRAB	01/05/07 12:13	460.045	DH-76	03/01/07 15:30	2357.306	ISCO
10/11/06 12:00	20.352	ISCO	01/05/07 12:45	436.968	ISCO	03/01/07 16:03	2360.170	DH-76
10/12/06 12:00	20.375	ISCO	01/05/07 14:07	377.633	DH-76	03/01/07 17:40	1952.762	ISCO
10/15/06 12:00	34.014	ISCO	01/05/07 15:45	220.529	ISCO	03/01/07 17:41	2004.827	D-74
10/16/06 12:00	22.721	ISCO	01/05/07 21:45	176.165	ISCO	03/01/07 17:57	1904.984	D-74
10/17/06 12:00	16.404	ISCO	01/06/07 00:45	137.583	ISCO	03/01/07 17:59	1885.276	ISCO
10/17/06 12:48	11.889	GRAB	01/06/07 03:45	108.285	ISCO	03/01/07 18:30	1733.827	ISCO
10/18/06 12:00	16.842	ISCO	01/06/07 06:45	98.018	ISCO	03/02/07 00:30	1372.533	ISCO
10/19/06 12:00	20.516	ISCO	01/06/07 09:45	80.734	ISCO	03/02/07 01:56	1406.254	DH-76
10/22/06 12:00	13.569	ISCO	01/06/07 12:00	71.626	ISCO	03/02/07 02:00	1396.143	ISCO
10/23/06 12:00	13.678	ISCO	01/06/07 12:45	65.444	ISCO	03/02/07 03:00	1382.210	ISCO
10/24/06 11:51	9.291	GRAB	01/06/07 15:45	57.859	ISCO	03/02/07 03:30	1423.953	ISCO
10/24/06 12:00	10.079	ISCO	01/06/07 18:45	50.266	ISCO	03/02/07 04:30	1465.255	ISCO
10/25/06 12:00	14.296	ISCO	01/06/07 21:45	43.258	ISCO	03/02/07 05:45	1477.917	ISCO
10/26/06 12:00	17.581	ISCO	01/07/07 00:45	42.195	ISCO	03/02/07 06:30	1459.427	ISCO
10/27/06 12:00	12.772	ISCO	01/07/07 03:45	42.646	ISCO	03/02/07 09:06	1316.422	DH-76
10/28/06 12:00	14.424	ISCO	01/09/07 11:08	17.720	GRAB	03/06/07 12:43	54.820	GRAB
10/29/06 12:00	13.897	ISCO	01/10/07 12:00	18.249	ISCO	03/13/07 11:16	22.553	GRAB
10/31/06 11:38	10.470	GRAB	01/11/07 12:00	15.840	ISCO	03/13/07 12:00	26.204	ISCO
10/31/06 12:00	9.820	ISCO	01/12/07 12:00	15.210	ISCO	03/14/07 12:00	34.375	ISCO
11/01/06 12:00	14.154	ISCO	01/14/07 12:00	12.577	ISCO	03/15/07 05:30	43.660	ISCO
11/02/06 12:00	10.485	ISCO	01/15/07 05:45	24.131	ISCO	03/15/07 08:30	61.384	ISCO
11/03/06 12:00	12.061	ISCO	01/15/07 08:45	31.764	ISCO	03/15/07 11:30	81.805	ISCO
11/04/06 12:00	8.984	ISCO	01/15/07 11:45	36.184	ISCO	03/15/07 12:00	79.924	ISCO
11/05/06 12:00	3.541	ISCO	01/15/07 12:00	33.967	ISCO	03/15/07 14:30	119.939	ISCO
11/06/06 12:00	9.726	ISCO	01/15/07 14:45	30.484	ISCO	03/15/07 23:30	82.842	ISCO
11/08/06 13:31	11.018	GRAB	01/15/07 17:45	49.116	ISCO	03/16/07 02:30	60.541	ISCO
11/09/06 12:00	6.565	ISCO	01/15/07 20:45	54.177	ISCO	03/16/07 05:30	53.338	ISCO
11/10/06 12:00	19.164	ISCO	01/17/07 13:34	11.155	GRAB	03/16/07 08:30	51.212	ISCO
11/11/06 12:00	8.259	ISCO	01/23/07 13:48	6.456	GRAB	03/16/07 11:30	34.401	ISCO
11/11/06 19:00	15.693	ISCO	01/30/07 12:36	7.216	GRAB	03/16/07 12:00	33.018	ISCO
11/11/06 22:00	10.159	ISCO	02/06/07 12:40	7.351	GRAB	03/17/07 12:00	17.321	ISCO
11/12/06 01:00	12.476	ISCO	02/15/07 13:36	3.969	GRAB	03/18/07 12:00	13.242	ISCO
11/12/06 12:00	9.832	ISCO	02/21/07 11:08	19.069	GRAB	03/19/07 12:00	13.535	ISCO
11/13/06 12:00	12.675	ISCO	02/23/07 12:28	63.560	DIP	03/20/07 11:56	10.965	GRAB
11/14/06 12:00	11.489	ISCO	02/24/07 13:16	16.277	DIP	03/20/07 12:00	16.538	ISCO
11/14/06 13:36	6.746	GRAB	02/25/07 12:54	1037.375	DH-76	03/21/07 09:35	21.439	DIP
11/15/06 12:00	14.717	ISCO	02/25/07 13:15	889.913	ISCO	03/21/07 12:00	17.749	ISCO

**Table C9 (Continued)**

<i>Date/Time (CST)</i>	<i>SSC (mg/L)</i>	<i>Sampling Method</i>	<i>Date/Time (CST)</i>	<i>SSC (mg/L)</i>	<i>Sampling Method</i>	<i>Date/Time (CST)</i>	<i>SSC (mg/L)</i>	<i>Sampling Method</i>
03/21/07 13:00	19.440	ISCO	04/02/07 04:30	195.742	ISCO	04/27/07 07:00	255.140	ISCO
03/21/07 16:00	52.004	ISCO	04/02/07 07:30	180.957	ISCO	04/27/07 10:00	227.535	ISCO
03/21/07 19:00	112.567	ISCO	04/03/07 10:32	122.183	DIP	04/27/07 12:00	171.264	ISCO
03/21/07 22:00	692.452	ISCO	04/03/07 10:45	114.670	ISCO	04/27/07 13:00	158.056	ISCO
03/22/07 01:00	649.683	ISCO	04/03/07 12:00	111.104	ISCO	04/27/07 16:00	147.105	ISCO
03/22/07 04:00	288.109	ISCO	04/03/07 13:45	105.635	ISCO	04/27/07 19:00	138.453	ISCO
03/22/07 07:00	153.353	ISCO	04/03/07 16:45	112.007	ISCO	04/27/07 22:00	136.636	ISCO
03/22/07 10:00	80.645	ISCO	04/03/07 19:45	111.514	ISCO	04/28/07 01:00	131.220	ISCO
03/22/07 12:00	54.256	ISCO	04/03/07 22:45	118.985	ISCO	04/28/07 04:00	125.996	ISCO
03/22/07 13:00	51.647	ISCO	04/04/07 01:45	110.242	ISCO	04/28/07 07:00	118.141	ISCO
03/22/07 16:00	40.163	ISCO	04/04/07 04:45	105.549	ISCO	04/28/07 10:00	79.026	ISCO
03/22/07 19:00	51.841	ISCO	04/04/07 07:45	96.417	ISCO	04/28/07 12:00	69.580	ISCO
03/22/07 22:00	57.974	ISCO	04/04/07 10:45	82.614	ISCO	04/28/07 13:00	61.433	ISCO
03/23/07 04:00	110.181	ISCO	04/04/07 12:00	82.591	ISCO	04/28/07 16:00	67.430	ISCO
03/23/07 07:00	285.193	ISCO	04/04/07 13:45	75.660	ISCO	04/28/07 19:00	65.321	ISCO
03/23/07 07:27	339.160	DIP	04/05/07 12:00	48.454	ISCO	04/28/07 22:00	70.648	ISCO
03/23/07 10:00	439.518	ISCO	04/06/07 12:00	37.876	ISCO	05/01/07 10:29	33.177	GRAB
03/23/07 12:55	652.787	DH-76	04/07/07 12:00	31.899	ISCO	05/01/07 12:00	138.213	ISCO
03/23/07 13:00	595.282	ISCO	04/08/07 12:00	24.117	ISCO	05/02/07 12:00	75.040	ISCO
03/23/07 13:30	505.933	ISCO	04/09/07 12:13	21.621	GRAB	05/03/07 12:00	42.515	ISCO
03/23/07 16:30	441.283	ISCO	04/10/07 12:00	16.844	ISCO	05/04/07 12:00	46.536	ISCO
03/23/07 19:30	418.887	ISCO	04/11/07 12:00	77.262	ISCO	05/05/07 12:00	41.302	ISCO
03/23/07 22:30	503.957	ISCO	04/11/07 17:00	100.837	ISCO	05/06/07 12:00	43.556	ISCO
03/24/07 01:30	329.166	ISCO	04/11/07 20:00	123.156	ISCO	05/07/07 12:00	33.333	ISCO
03/24/07 04:30	259.988	ISCO	04/11/07 23:00	108.985	ISCO	05/08/07 11:09	19.576	GRAB
03/24/07 07:30	207.307	ISCO	04/12/07 02:00	95.664	ISCO	05/08/07 12:00	42.422	ISCO
03/24/07 10:25	178.888	DIP	04/12/07 05:00	86.746	ISCO	05/09/07 12:00	43.768	ISCO
03/24/07 10:30	186.044	ISCO	04/12/07 08:00	72.771	ISCO	05/10/07 12:00	42.478	ISCO
03/24/07 12:00	264.794	ISCO	04/12/07 11:00	56.263	ISCO	05/11/07 12:00	42.758	ISCO
03/24/07 13:30	1401.450	ISCO	04/12/07 12:00	50.973	ISCO	05/12/07 12:00	39.728	ISCO
03/24/07 19:11	1012.724	DH-76	04/13/07 12:00	19.806	ISCO	05/13/07 12:00	35.770	ISCO
03/24/07 19:30	1007.003	ISCO	04/14/07 12:00	17.349	ISCO	05/14/07 12:00	41.212	ISCO
03/25/07 01:30	868.115	ISCO	04/15/07 12:00	11.199	ISCO	05/15/07 10:55	21.629	GRAB
03/25/07 04:30	512.223	ISCO	04/16/07 12:00	12.756	ISCO	05/15/07 12:00	31.361	ISCO
03/25/07 07:30	351.011	ISCO	04/17/07 11:48	16.535	GRAB	05/16/07 12:00	37.459	ISCO
03/25/07 10:30	265.212	ISCO	04/17/07 12:00	10.123	ISCO	05/17/07 12:00	34.039	ISCO
03/25/07 10:46	285.662	DH-76	04/18/07 12:00	14.390	ISCO	05/18/07 12:00	24.098	ISCO
03/26/07 12:00	115.318	ISCO	04/19/07 12:00	9.395	ISCO	05/19/07 12:00	23.426	ISCO
03/26/07 12:18	116.671	DIP	04/20/07 12:00	4.913	ISCO	05/20/07 12:00	28.887	ISCO
03/26/07 13:30	105.473	ISCO	04/21/07 12:00	9.356	ISCO	05/21/07 12:00	34.916	ISCO
03/26/07 16:30	102.645	ISCO	04/22/07 12:00	7.679	ISCO	05/22/07 11:38	22.378	GRAB
03/27/07 07:30	90.075	ISCO	04/23/07 12:00	11.436	ISCO	05/22/07 12:00	23.825	ISCO
03/27/07 10:30	74.240	ISCO	04/24/07 11:47	16.725	GRAB	05/23/07 12:00	30.939	ISCO
03/27/07 12:00	70.294	ISCO	04/24/07 12:00	17.318	ISCO	05/24/07 12:00	30.223	ISCO
03/27/07 13:30	67.904	ISCO	04/25/07 01:00	115.500	ISCO	05/25/07 12:00	33.453	ISCO
03/27/07 16:30	63.999	ISCO	04/25/07 03:30	1731.728	ISCO	05/26/07 12:00	48.752	ISCO
03/27/07 19:30	67.911	ISCO	04/25/07 04:00	1888.220	ISCO	05/26/07 18:15	166.909	ISCO
03/27/07 22:30	76.975	ISCO	04/25/07 07:00	2609.608	ISCO	05/26/07 21:15	184.503	ISCO
03/28/07 01:30	73.723	ISCO	04/25/07 08:43	1675.001	DH-76	05/27/07 00:15	133.658	ISCO
03/28/07 04:30	71.000	ISCO	04/25/07 10:00	1232.704	ISCO	05/27/07 03:15	321.617	ISCO
03/28/07 07:30	69.051	ISCO	04/25/07 12:00	770.907	ISCO	05/27/07 06:15	1699.436	ISCO
03/28/07 10:30	58.413	ISCO	04/25/07 13:00	849.409	ISCO	05/27/07 09:15	1329.381	ISCO
03/28/07 12:00	54.936	ISCO	04/25/07 14:47	685.866	DH-76	05/27/07 12:00	993.150	ISCO
03/28/07 13:30	50.352	ISCO	04/25/07 16:00	540.192	ISCO	05/27/07 12:15	848.346	ISCO
03/28/07 16:30	52.415	ISCO	04/25/07 19:00	312.430	ISCO	05/27/07 15:15	926.562	ISCO
03/28/07 19:30	52.418	ISCO	04/25/07 22:00	228.549	ISCO	05/27/07 18:15	878.469	ISCO
03/28/07 22:30	53.859	ISCO	04/26/07 04:00	146.042	ISCO	05/27/07 21:15	509.895	ISCO
03/29/07 01:30	57.236	ISCO	04/26/07 07:00	137.870	ISCO	05/28/07 00:15	326.555	ISCO
03/29/07 04:30	55.914	ISCO	04/26/07 10:00	745.943	ISCO	05/28/07 03:15	283.949	ISCO
03/30/07 16:10	3229.460	DH-76	04/26/07 10:05	798.743	DH-76	05/28/07 06:15	251.344	ISCO
03/30/07 16:30	2921.725	ISCO	04/26/07 12:00	991.566	ISCO	05/28/07 09:15	246.938	ISCO
03/30/07 19:30	1833.046	ISCO	04/26/07 13:00	1088.906	ISCO	05/28/07 12:00	176.006	ISCO
03/31/07 04:30	643.559	ISCO	04/26/07 16:00	1294.780	ISCO	05/28/07 12:15	160.359	ISCO
03/31/07 07:30	499.202	ISCO	04/26/07 19:00	1296.254	ISCO	05/28/07 15:15	166.109	ISCO
03/31/07 10:30	398.199	ISCO	04/26/07 22:00	813.072	ISCO	05/28/07 18:15	157.076	ISCO
04/01/07 13:30	502.805	ISCO	04/27/07 01:00	491.580	ISCO	05/29/07 13:26	107.015	DH-48
04/02/07 01:30	218.709	ISCO	04/27/07 04:00	394.783	ISCO	05/29/07 13:45	117.486	ISCO

Table C9 (Continued)

Date/Time (CST)	SSC (mg/L)	Sampling Method	Date/Time (CST)	SSC (mg/L)	Sampling Method	Date/Time (CST)	SSC (mg/L)	Sampling Method
05/29/07 16:45	105.366	ISCO	07/07/07 12:00	42.476	ISCO	08/24/07 16:15	951.441	ISCO
05/29/07 19:45	106.008	ISCO	07/08/07 12:00	43.674	ISCO	08/24/07 19:15	659.040	ISCO
05/29/07 22:45	97.207	ISCO	07/09/07 12:00	40.206	ISCO	08/24/07 22:15	500.868	ISCO
05/30/07 01:45	102.916	ISCO	07/10/07 10:45	39.749	GRAB	08/25/07 01:15	378.989	ISCO
05/30/07 04:45	106.824	ISCO	07/10/07 12:00	38.966	ISCO	08/25/07 04:00	876.110	ISCO
05/30/07 12:00	109.022	ISCO	07/11/07 12:00	32.680	ISCO	08/25/07 04:15	1069.392	ISCO
05/31/07 12:00	136.367	ISCO	07/12/07 12:00	30.976	ISCO	08/25/07 06:15	2280.146	ISCO
06/01/07 06:30	126.044	ISCO	07/13/07 12:00	24.786	ISCO	08/25/07 07:15	2094.584	ISCO
06/01/07 09:30	146.600	ISCO	07/14/07 12:00	19.411	ISCO	08/25/07 09:00	4241.966	ISCO
06/01/07 12:00	233.104	ISCO	07/16/07 13:35	14.708	GRAB	08/25/07 10:15	3002.752	ISCO
06/01/07 12:30	261.928	ISCO	07/17/07 10:45	352.876	ISCO	08/25/07 12:00	1296.996	ISCO
06/01/07 15:30	299.405	ISCO	07/17/07 11:00	388.938	ISCO	08/25/07 13:15	1475.709	ISCO
06/01/07 18:30	234.236	ISCO	07/17/07 12:00	333.719	ISCO	08/25/07 16:00	1025.091	ISCO
06/01/07 21:30	168.452	ISCO	07/17/07 12:35	287.762	DH-76	08/25/07 16:15	985.731	ISCO
06/02/07 12:00	172.328	ISCO	07/17/07 14:00	483.438	ISCO	08/25/07 19:15	722.929	ISCO
06/03/07 12:00	182.953	ISCO	07/18/07 12:00	242.182	ISCO	08/28/07 12:02	57.064	GRAB
06/04/07 12:00	131.170	ISCO	07/19/07 09:21	101.899	DIP	08/29/07 12:00	85.617	ISCO
06/05/07 11:14	95.250	DH-48	07/19/07 12:00	103.230	ISCO	08/30/07 12:00	41.268	ISCO
06/05/07 12:00	106.461	ISCO	07/19/07 13:41	93.466	DIP	08/31/07 12:00	41.795	ISCO
06/06/07 12:00	106.198	ISCO	07/20/07 12:00	169.942	ISCO	09/01/07 12:00	37.205	ISCO
06/07/07 12:00	102.913	ISCO	07/21/07 12:00	84.388	ISCO	09/02/07 12:00	26.974	ISCO
06/08/07 12:00	88.830	ISCO	07/22/07 12:00	63.178	ISCO	09/03/07 12:00	25.595	ISCO
06/09/07 12:00	88.608	ISCO	07/23/07 12:00	50.173	ISCO	09/04/07 12:00	25.146	ISCO
06/10/07 12:00	78.965	ISCO	07/24/07 10:23	45.605	GRAB	09/05/07 10:42	30.602	GRAB
06/11/07 12:00	82.766	ISCO	07/24/07 12:00	40.421	ISCO	09/05/07 12:00	22.122	ISCO
06/11/07 12:48	56.121	GRAB	07/25/07 12:00	41.466	ISCO	09/06/07 12:00	20.816	ISCO
06/12/07 12:00	96.321	ISCO	07/26/07 12:00	36.920	ISCO	09/07/07 12:00	28.860	ISCO
06/13/07 12:00	81.149	ISCO	07/27/07 12:00	45.896	ISCO	09/08/07 12:00	24.777	ISCO
06/14/07 12:00	78.750	ISCO	07/28/07 12:00	40.262	ISCO	09/09/07 12:00	23.944	ISCO
06/15/07 12:00	68.248	ISCO	07/29/07 12:00	42.745	ISCO	09/10/07 12:00	21.371	ISCO
06/16/07 12:00	68.886	ISCO	07/30/07 12:00	37.639	ISCO	09/11/07 11:01	26.576	GRAB
06/17/07 12:00	63.309	ISCO	07/31/07 12:00	35.854	ISCO	09/11/07 12:00	25.354	ISCO
06/18/07 12:00	57.583	ISCO	07/31/07 12:45	31.430	GRAB	09/12/07 12:00	21.950	ISCO
06/19/07 12:00	66.523	ISCO	08/01/07 12:00	30.787	ISCO	09/13/07 12:00	21.574	ISCO
06/19/07 14:57	58.383	GRAB	08/02/07 12:00	31.730	ISCO	09/14/07 12:00	23.297	ISCO
06/20/07 12:00	56.628	ISCO	08/03/07 12:00	26.887	ISCO	09/15/07 12:00	23.811	ISCO
06/21/07 12:00	51.278	ISCO	08/04/07 12:00	28.245	ISCO	09/16/07 12:00	7.860	ISCO
06/22/07 12:00	215.518	ISCO	08/05/07 12:00	31.273	ISCO	09/17/07 12:00	21.789	ISCO
06/23/07 04:00	291.603	ISCO	08/06/07 12:00	26.011	ISCO	09/18/07 12:00	18.674	ISCO
06/23/07 07:00	573.189	ISCO	08/07/07 10:27	39.045	GRAB	09/19/07 11:41	27.440	GRAB
06/23/07 10:00	815.870	ISCO	08/07/07 10:30	32.941	ISCO	09/19/07 12:00	23.824	ISCO
06/23/07 12:00	1817.387	ISCO	08/07/07 12:00	29.766	ISCO	09/20/07 12:00	23.546	ISCO
06/23/07 12:21	1869.363	DH-76	08/08/07 12:00	32.148	ISCO	09/21/07 12:00	24.025	ISCO
06/23/07 15:30	1229.618	ISCO	08/09/07 12:00	52.631	ISCO	09/22/07 12:00	26.084	ISCO
06/23/07 18:30	876.849	ISCO	08/10/07 12:00	75.713	ISCO	09/23/07 12:00	21.910	ISCO
06/23/07 21:30	542.652	ISCO	08/11/07 12:00	50.646	ISCO	09/24/07 12:00	21.528	ISCO
06/24/07 03:30	282.032	ISCO	08/12/07 12:00	43.991	ISCO	09/25/07 10:58	24.058	GRAB
06/24/07 06:30	234.847	ISCO	08/13/07 12:00	38.567	ISCO	09/25/07 12:00	17.725	ISCO
06/24/07 09:30	212.582	ISCO	08/14/07 11:39	42.856	GRAB	09/26/07 12:00	27.199	ISCO
06/24/07 12:00	191.531	ISCO	08/14/07 12:00	45.419	ISCO	09/27/07 12:00	23.846	ISCO
06/24/07 12:30	177.976	ISCO	08/15/07 12:00	34.807	ISCO	09/28/07 12:00	21.186	ISCO
06/24/07 15:30	159.441	ISCO	08/16/07 12:00	41.005	ISCO	09/29/07 12:00	21.773	ISCO
06/24/07 18:30	151.296	ISCO	08/17/07 12:00	46.515	ISCO	09/30/07 12:00	18.938	ISCO
06/25/07 12:00	110.659	ISCO	08/18/07 12:00	44.006	ISCO	10/01/07 11:33	26.696	GRAB
06/26/07 10:41	93.348	GRAB	08/19/07 12:00	36.376	ISCO	10/01/07 12:00	22.372	ISCO
06/26/07 12:00	91.981	ISCO	08/20/07 12:00	42.512	ISCO	10/02/07 12:00	16.255	ISCO
06/27/07 12:00	92.003	ISCO	08/21/07 10:43	46.280	GRAB	10/03/07 12:00	21.432	ISCO
06/28/07 12:00	97.364	ISCO	08/21/07 12:00	44.820	ISCO	10/04/07 12:00	21.356	ISCO
06/29/07 12:00	89.442	ISCO	08/22/07 12:00	37.568	ISCO	10/05/07 12:00	19.739	ISCO
06/30/07 12:00	72.271	ISCO	08/23/07 12:00	57.950	ISCO	10/06/07 12:00	32.093	ISCO
07/01/07 12:00	59.899	ISCO	08/24/07 01:15	95.358	ISCO	10/07/07 12:00	17.668	ISCO
07/02/07 09:50	57.422	GRAB	08/24/07 04:15	336.910	ISCO	10/08/07 12:00	21.335	ISCO
07/02/07 12:00	74.693	ISCO	08/24/07 07:15	633.926	ISCO	10/09/07 12:00	28.568	ISCO
07/03/07 12:00	64.310	ISCO	08/24/07 07:55	927.294	DH-76	10/10/07 09:33	23.173	GRAB
07/04/07 12:00	58.404	ISCO	08/24/07 10:15	961.561	ISCO	10/10/07 12:00	23.797	ISCO
07/05/07 12:00	49.008	ISCO	08/24/07 12:00	1262.546	ISCO	10/11/07 12:00	22.523	ISCO
07/06/07 12:00	43.026	ISCO	08/24/07 13:15	1997.194	ISCO	10/12/07 12:00	16.970	ISCO



**Table C9 (Continued)**

<i>Date/Time (CST)</i>	<i>SSC (mg/L)</i>	<i>Sampling Method</i>	<i>Date/Time (CST)</i>	<i>SSC (mg/L)</i>	<i>Sampling Method</i>	<i>Date/Time (CST)</i>	<i>SSC (mg/L)</i>	<i>Sampling Method</i>
10/13/07 12:00	15.608	ISCO	01/08/08 12:00	359.798	ISCO	02/18/08 09:37	525.509	DH-76
10/14/07 12:00	12.550	ISCO	01/08/08 12:37	328.361	DH-76	02/18/08 15:43	446.626	DH-76
10/15/07 12:00	14.433	ISCO	01/08/08 14:30	234.281	ISCO	02/19/08 13:54	101.228	DIP
10/16/07 11:01	19.847	GRAB	01/08/08 17:30	413.124	ISCO	02/25/08 14:11	15.203	GRAB
10/16/07 12:00	17.219	ISCO	01/08/08 20:30	311.777	ISCO	03/03/08 12:00	3196.483	ISCO
10/17/07 12:00	15.412	ISCO	01/08/08 23:30	182.974	ISCO	03/03/08 12:56	3974.963	DH-76
10/18/07 12:00	17.887	ISCO	01/09/08 02:30	173.117	ISCO	03/03/08 13:18	3743.812	ISCO
10/19/07 12:00	36.622	ISCO	01/09/08 05:30	140.280	ISCO	03/03/08 13:19	3980.674	DH-76
10/20/07 12:00	19.169	ISCO	01/09/08 08:30	115.510	ISCO	03/03/08 13:29	3851.041	DH-76
10/21/07 12:00	19.108	ISCO	01/09/08 10:21	101.461	DIP	03/03/08 13:30	3714.078	ISCO
10/22/07 12:00	24.802	ISCO	01/09/08 11:30	97.547	ISCO	03/03/08 15:00	3097.649	ISCO
10/23/07 11:14	18.633	GRAB	01/09/08 12:00	91.014	ISCO	03/03/08 18:00	2178.382	ISCO
10/23/07 12:00	21.903	ISCO	01/09/08 14:30	139.824	ISCO	03/03/08 21:00	1702.173	ISCO
10/24/07 12:00	18.989	ISCO	01/09/08 17:30	56.285	ISCO	03/03/08 22:51	1302.699	DH-76
10/25/07 12:00	15.955	ISCO	01/09/08 20:30	29.153	ISCO	03/04/08 00:00	1203.466	ISCO
10/26/07 12:00	12.771	ISCO	01/09/08 23:30	40.149	ISCO	03/04/08 03:00	858.637	ISCO
10/27/07 12:00	17.284	ISCO	01/10/08 02:30	41.746	ISCO	03/04/08 13:19	296.283	DIP
10/28/07 12:00	13.016	ISCO	01/10/08 05:30	44.124	ISCO	03/11/08 11:56	17.879	GRAB
10/29/07 12:00	11.527	ISCO	01/10/08 08:30	45.175	ISCO	03/12/08 12:00	18.358	ISCO
10/30/07 10:33	12.330	GRAB	01/10/08 11:30	90.016	ISCO	03/13/08 12:00	13.978	ISCO
10/30/07 12:00	9.133	ISCO	01/10/08 12:00	34.923	ISCO	03/14/08 12:00	14.181	ISCO
10/31/07 12:00	14.295	ISCO	01/10/08 14:30	55.280	ISCO	03/15/08 12:00	14.686	ISCO
11/01/07 12:00	8.622	ISCO	01/10/08 17:30	31.166	ISCO	03/16/08 12:00	12.418	ISCO
11/02/07 12:00	5.242	ISCO	01/10/08 20:30	28.969	ISCO	03/17/08 12:00	10.492	ISCO
11/03/07 12:00	5.426	ISCO	01/10/08 23:30	34.556	ISCO	03/17/08 17:11	28.533	DIP
11/04/07 12:00	9.962	ISCO	01/11/08 02:30	30.793	ISCO	03/17/08 20:45	79.539	ISCO
11/05/07 12:00	7.346	ISCO	01/11/08 05:30	32.407	ISCO	03/17/08 23:45	163.870	ISCO
11/06/07 12:00	5.398	ISCO	01/15/08 12:31	35.249	GRAB	03/18/08 02:45	263.654	ISCO
11/06/07 12:20	5.501	GRAB	01/22/08 14:38	10.391	GRAB	03/18/08 05:45	202.714	ISCO
11/07/07 12:00	11.419	ISCO	01/29/08 13:16	3.862	GRAB	03/18/08 08:45	204.908	ISCO
11/08/07 12:00	15.087	ISCO	02/05/08 10:12	150.219	DH-76	03/18/08 11:46	250.762	DIP
11/09/07 12:00	4.254	ISCO	02/05/08 10:45	176.072	ISCO	03/18/08 12:00	256.371	ISCO
11/10/07 12:00	4.313	ISCO	02/05/08 12:00	202.154	ISCO	03/18/08 14:45	246.199	ISCO
11/11/07 12:00	3.282	ISCO	02/05/08 13:45	165.811	ISCO	03/18/08 17:45	194.009	ISCO
11/12/07 12:00	5.449	ISCO	02/05/08 13:51	149.630	DH-76	03/18/08 20:45	169.371	ISCO
11/13/07 12:00	10.085	ISCO	02/05/08 16:45	266.301	ISCO	03/18/08 23:45	143.496	ISCO
11/13/07 13:56	7.323	GRAB	02/05/08 19:19	352.734	DH-76	03/19/08 02:45	128.072	ISCO
11/14/07 12:00	7.120	ISCO	02/05/08 19:30	376.729	ISCO	03/19/08 05:45	106.792	ISCO
11/15/07 12:00	5.416	ISCO	02/05/08 20:00	390.246	ISCO	03/19/08 08:45	94.403	ISCO
11/16/07 12:00	5.562	ISCO	02/05/08 23:00	477.221	ISCO	03/19/08 11:45	78.541	ISCO
11/17/07 12:00	4.872	ISCO	02/06/08 02:00	640.400	ISCO	03/19/08 12:00	69.649	ISCO
11/18/07 12:00	6.054	ISCO	02/06/08 03:30	1002.119	ISCO	03/19/08 14:45	63.090	ISCO
11/19/07 12:00	4.293	ISCO	02/06/08 05:00	1239.515	ISCO	03/19/08 17:45	57.086	ISCO
11/19/07 13:02	5.034	GRAB	02/06/08 08:00	696.368	ISCO	03/19/08 20:45	52.530	ISCO
11/20/07 12:00	5.613	ISCO	02/06/08 10:13	549.964	DH-76	03/19/08 23:45	48.706	ISCO
11/21/07 12:00	8.262	ISCO	02/06/08 11:00	451.674	ISCO	03/20/08 02:45	48.034	ISCO
11/22/07 12:00	7.559	ISCO	02/06/08 12:00	567.951	ISCO	03/20/08 05:45	46.955	ISCO
11/23/07 12:00	7.456	ISCO	02/06/08 14:00	536.140	ISCO	03/20/08 08:45	44.577	ISCO
11/24/07 12:00	7.154	ISCO	02/06/08 15:31	415.194	DH-76	03/20/08 11:45	38.161	ISCO
11/26/07 12:00	7.834	ISCO	02/06/08 17:00	360.718	ISCO	03/20/08 12:00	35.390	ISCO
11/27/07 12:16	4.549	GRAB	02/06/08 20:00	244.860	ISCO	03/20/08 14:45	34.227	ISCO
11/28/07 12:00	2.229	ISCO	02/06/08 23:00	271.790	ISCO	03/20/08 17:45	31.134	ISCO
11/29/07 12:00	11.965	ISCO	02/07/08 02:00	362.897	ISCO	03/20/08 20:45	32.209	ISCO
11/30/07 12:00	5.944	ISCO	02/07/08 05:00	307.319	ISCO	03/20/08 23:45	30.396	ISCO
12/02/07 12:00	21.284	ISCO	02/07/08 08:00	249.636	ISCO	03/21/08 02:45	29.052	ISCO
12/03/07 12:00	5.662	ISCO	02/07/08 08:45	75.010	DH-76	03/24/08 12:01	17.262	GRAB
12/04/07 15:45	1.590	GRAB	02/13/08 13:22	23.880	GRAB	03/25/08 12:00	19.676	ISCO
12/11/07 15:23	6.617	GRAB	02/17/08 11:39	1631.209	DH-76	03/26/08 12:00	22.155	ISCO
12/18/07 16:25	4.621	GRAB	02/17/08 12:00	1562.009	ISCO	03/27/08 12:00	26.435	ISCO
12/26/07 12:45	4.136	GRAB	02/17/08 15:00	1361.367	ISCO	03/27/08 19:15	58.178	ISCO
01/02/08 14:39	3.367	GRAB	02/17/08 18:00	1026.512	ISCO	03/27/08 22:15	58.065	ISCO
01/07/08 15:58	84.318	DH-76	02/17/08 21:00	898.939	ISCO	03/28/08 01:15	52.049	ISCO
01/08/08 02:09	90.893	DIP	02/18/08 00:00	727.352	ISCO	03/28/08 04:15	45.314	ISCO
01/08/08 02:30	96.422	ISCO	02/18/08 03:00	650.672	ISCO	03/28/08 07:15	51.941	ISCO
01/08/08 05:30	126.450	ISCO	02/18/08 04:45	650.317	ISCO	03/28/08 10:15	32.844	ISCO
01/08/08 08:30	154.679	ISCO	02/18/08 05:45	663.437	ISCO	03/28/08 12:00	28.461	ISCO
01/08/08 11:30	312.103	ISCO	02/18/08 06:00	607.148	ISCO	03/28/08 13:15	29.508	ISCO

**Table C9 (Continued)**

<i>Date/Time (CST)</i>	<i>SSC (mg/L)</i>	<i>Sampling Method</i>	<i>Date/Time (CST)</i>	<i>SSC (mg/L)</i>	<i>Sampling Method</i>	<i>Date/Time (CST)</i>	<i>SSC (mg/L)</i>	<i>Sampling Method</i>
03/28/08 16:15	24.501	ISCO	04/13/08 16:30	255.301	ISCO	05/13/08 11:15	97.681	ISCO
03/29/08 12:00	24.231	ISCO	04/13/08 19:30	263.994	ISCO	05/13/08 11:21	79.702	DH-76
03/30/08 12:00	32.690	ISCO	04/13/08 22:30	239.909	ISCO	05/13/08 12:00	82.273	ISCO
03/31/08 12:00	36.895	ISCO	04/15/08 11:11	122.257	DIP	05/13/08 14:15	83.255	ISCO
03/31/08 13:30	22.307	ISCO	04/15/08 11:30	131.278	ISCO	05/13/08 17:15	99.799	ISCO
03/31/08 16:30	28.415	ISCO	04/15/08 12:00	128.845	ISCO	05/13/08 20:15	108.340	ISCO
03/31/08 19:30	33.639	ISCO	04/15/08 14:30	131.901	ISCO	05/13/08 23:15	114.320	ISCO
03/31/08 22:30	100.437	ISCO	04/15/08 17:30	137.873	ISCO	05/14/08 02:15	113.700	ISCO
04/01/08 01:30	57.022	ISCO	04/15/08 20:30	140.934	ISCO	05/14/08 05:15	110.024	ISCO
04/01/08 04:30	44.207	ISCO	04/15/08 23:30	142.271	ISCO	05/14/08 08:15	91.428	ISCO
04/01/08 07:30	47.564	ISCO	04/16/08 02:30	134.523	ISCO	05/14/08 11:15	68.890	ISCO
04/01/08 10:30	55.184	ISCO	04/16/08 05:30	120.925	ISCO	05/14/08 12:00	58.082	ISCO
04/01/08 12:02	42.842	GRAB	04/16/08 08:30	120.797	ISCO	05/14/08 14:15	78.243	ISCO
04/01/08 15:00	30.446	ISCO	04/16/08 11:30	122.710	ISCO	05/14/08 17:15	65.536	ISCO
04/01/08 18:00	21.198	ISCO	04/16/08 12:00	104.697	ISCO	05/14/08 20:15	71.952	ISCO
04/02/08 12:00	21.884	ISCO	04/16/08 14:30	113.927	ISCO	05/14/08 23:15	71.447	ISCO
04/03/08 12:00	23.555	ISCO	04/16/08 17:30	118.757	ISCO	05/15/08 02:15	74.199	ISCO
04/04/08 12:00	27.834	ISCO	04/16/08 20:30	118.042	ISCO	05/15/08 05:15	72.916	ISCO
04/05/08 12:00	25.207	ISCO	04/17/08 12:00	117.932	ISCO	05/15/08 08:15	55.832	ISCO
04/06/08 12:00	36.161	ISCO	04/18/08 12:00	152.490	ISCO	05/15/08 12:00	49.543	ISCO
04/07/08 12:00	20.730	ISCO	04/19/08 12:00	189.060	ISCO	05/16/08 12:00	53.628	ISCO
04/07/08 14:12	11.490	GRAB	04/20/08 12:00	138.553	ISCO	05/17/08 12:00	70.068	ISCO
04/08/08 12:00	42.602	ISCO	04/21/08 12:00	122.466	ISCO	05/18/08 12:00	61.172	ISCO
04/08/08 13:30	46.423	ISCO	04/22/08 12:04	79.179	DIP	05/19/08 12:00	47.582	ISCO
04/08/08 16:30	110.316	ISCO	04/23/08 12:00	181.034	ISCO	05/20/08 11:31	26.487	DIP
04/08/08 19:30	496.189	ISCO	04/24/08 12:00	71.625	ISCO	05/20/08 12:00	34.060	ISCO
04/08/08 22:30	640.710	ISCO	04/25/08 12:00	75.914	ISCO	05/21/08 12:00	55.320	ISCO
04/09/08 01:30	1022.844	ISCO	04/25/08 18:45	314.307	ISCO	05/22/08 12:00	47.694	ISCO
04/09/08 04:30	832.512	ISCO	04/25/08 21:45	194.284	ISCO	05/23/08 12:00	32.965	ISCO
04/09/08 07:30	672.471	ISCO	04/26/08 00:45	138.815	ISCO	05/24/08 12:00	42.638	ISCO
04/09/08 10:30	498.455	ISCO	04/26/08 03:45	143.115	ISCO	05/25/08 12:00	46.234	ISCO
04/09/08 12:00	403.465	ISCO	04/26/08 12:00	143.253	ISCO	05/26/08 12:00	43.389	ISCO
04/09/08 13:30	319.870	ISCO	04/26/08 12:45	135.214	ISCO	05/27/08 12:00	38.130	ISCO
04/09/08 16:30	263.657	ISCO	04/27/08 12:00	94.041	ISCO	05/27/08 13:49	29.094	DH-48
04/09/08 19:30	234.086	ISCO	04/28/08 12:00	36.332	ISCO	05/28/08 12:00	38.388	ISCO
04/09/08 22:30	205.992	ISCO	04/29/08 11:32	22.266	DH-48	05/29/08 12:00	40.811	ISCO
04/10/08 01:30	163.163	ISCO	04/29/08 12:00	31.892	ISCO	05/30/08 12:00	43.390	ISCO
04/10/08 04:30	165.958	ISCO	04/30/08 12:00	64.223	ISCO	05/31/08 09:15	93.812	ISCO
04/10/08 07:30	166.539	ISCO	05/01/08 12:00	76.494	ISCO	05/31/08 12:00	60.173	ISCO
04/10/08 10:30	253.083	ISCO	05/02/08 12:00	60.182	ISCO	05/31/08 12:15	55.039	ISCO
04/10/08 13:30	1839.016	ISCO	05/03/08 12:00	75.424	ISCO	06/01/08 12:00	93.079	ISCO
04/10/08 16:30	2644.296	ISCO	05/04/08 12:00	41.623	ISCO	06/02/08 12:00	62.328	ISCO
04/10/08 19:30	4220.705	ISCO	05/05/08 12:00	39.099	ISCO	06/03/08 10:41	72.347	GRAB
04/10/08 22:30	2902.368	ISCO	05/06/08 11:21	16.335	DH-48	06/03/08 12:00	267.971	ISCO
04/11/08 01:30	2267.638	ISCO	05/06/08 12:00	36.538	ISCO	06/03/08 13:45	425.077	ISCO
04/11/08 09:06	1918.092	DH-76	05/07/08 12:00	48.476	ISCO	06/03/08 16:26	918.487	ISCO
04/11/08 10:30	1969.229	ISCO	05/08/08 12:00	45.541	ISCO	06/03/08 16:27	955.775	DH-76
04/11/08 12:00	1641.126	ISCO	05/09/08 12:00	43.082	ISCO	06/03/08 16:38	968.895	DH-76
04/11/08 13:30	1438.732	ISCO	05/10/08 12:00	37.052	ISCO	06/03/08 16:39	949.745	ISCO
04/11/08 16:30	1211.908	ISCO	05/11/08 02:15	531.284	ISCO	06/03/08 16:45	982.942	ISCO
04/11/08 19:30	939.976	ISCO	05/11/08 08:15	956.233	ISCO	06/03/08 19:45	1436.433	ISCO
04/11/08 22:30	915.678	ISCO	05/11/08 12:00	1646.027	ISCO	06/03/08 22:45	1280.986	ISCO
04/12/08 01:30	786.935	ISCO	05/11/08 14:15	1010.014	ISCO	06/04/08 01:45	949.572	ISCO
04/12/08 04:30	680.391	ISCO	05/11/08 17:15	849.109	ISCO	06/04/08 04:45	667.255	ISCO
04/12/08 07:30	601.604	ISCO	05/11/08 20:15	615.015	ISCO	06/04/08 07:45	1701.945	ISCO
04/12/08 10:30	544.576	ISCO	05/11/08 23:15	457.704	ISCO	06/04/08 08:35	2427.740	DH-76
04/12/08 12:00	475.855	ISCO	05/12/08 02:15	382.659	ISCO	06/04/08 10:45	2418.133	ISCO
04/12/08 13:30	458.582	ISCO	05/12/08 05:15	310.724	ISCO	06/04/08 12:00	1890.448	ISCO
04/12/08 16:30	446.997	ISCO	05/12/08 08:15	264.808	ISCO	06/04/08 13:45	1607.485	ISCO
04/12/08 19:30	409.616	ISCO	05/12/08 08:50	195.881	DH-76	06/04/08 16:45	1096.696	ISCO
04/12/08 22:30	397.212	ISCO	05/12/08 11:15	205.759	ISCO	06/04/08 19:45	871.083	ISCO
04/13/08 01:30	352.813	ISCO	05/12/08 12:00	185.229	ISCO	06/04/08 22:45	691.510	ISCO
04/13/08 04:30	342.985	ISCO	05/12/08 14:15	172.700	ISCO	06/05/08 01:45	544.605	ISCO
04/13/08 07:30	318.918	ISCO	05/12/08 17:15	170.646	ISCO	06/05/08 04:45	474.051	ISCO
04/13/08 10:30	315.760	ISCO	05/12/08 20:15	157.880	ISCO	06/05/08 07:45	370.427	ISCO
04/13/08 12:00	257.291	ISCO	05/12/08 23:15	165.535	ISCO	06/05/08 09:01	371.345	DH-76
04/13/08 13:30	255.903	ISCO	05/13/08 02:15	140.026	ISCO	06/05/08 10:45	344.336	ISCO

**Table C9 (Continued)**

<i>Date/Time (CST)</i>	<i>SSC (mg/L)</i>	<i>Sampling Method</i>	<i>Date/Time (CST)</i>	<i>SSC (mg/L)</i>	<i>Sampling Method</i>	<i>Date/Time (CST)</i>	<i>SSC (mg/L)</i>	<i>Sampling Method</i>
06/05/08 12:00	308.189	ISCO	06/21/08 12:00	144.630	ISCO	07/26/08 12:00	53.889	ISCO
06/05/08 13:45	323.063	ISCO	06/22/08 12:00	128.680	ISCO	07/27/08 12:00	52.534	ISCO
06/05/08 16:45	291.625	ISCO	06/23/08 12:00	111.663	ISCO	07/28/08 12:00	49.494	ISCO
06/05/08 19:45	270.406	ISCO	06/24/08 11:13	78.532	DH-48	07/29/08 12:03	46.581	GRAB
06/05/08 22:45	246.473	ISCO	06/24/08 12:00	84.585	ISCO	07/30/08 12:00	80.299	ISCO
06/06/08 01:45	234.143	ISCO	06/25/08 12:00	147.530	ISCO	07/31/08 12:00	54.039	ISCO
06/06/08 07:45	244.592	ISCO	06/26/08 03:30	186.900	ISCO	08/01/08 12:00	49.109	ISCO
06/06/08 10:45	225.938	ISCO	06/26/08 06:00	849.094	ISCO	08/02/08 12:00	42.005	ISCO
06/06/08 12:00	211.644	ISCO	06/26/08 06:30	1233.849	ISCO	08/03/08 12:00	45.207	ISCO
06/06/08 13:45	208.941	ISCO	06/26/08 09:30	3671.436	ISCO	08/04/08 12:00	37.114	ISCO
06/06/08 16:45	207.476	ISCO	06/26/08 12:00	2102.761	ISCO	08/04/08 12:16	35.861	GRAB
06/06/08 19:45	194.685	ISCO	06/26/08 12:30	2131.966	ISCO	08/05/08 12:00	40.008	ISCO
06/06/08 22:45	185.221	ISCO	06/26/08 15:30	1302.796	ISCO	08/06/08 12:00	152.818	ISCO
06/07/08 01:45	164.348	ISCO	06/26/08 18:30	898.070	ISCO	08/07/08 12:00	60.327	ISCO
06/07/08 04:45	180.213	ISCO	06/26/08 21:30	668.798	ISCO	08/08/08 12:00	49.895	ISCO
06/07/08 07:45	165.167	ISCO	06/27/08 00:30	519.178	ISCO	08/09/08 12:00	47.904	ISCO
06/07/08 10:45	179.119	ISCO	06/27/08 03:30	428.281	ISCO	08/10/08 12:00	28.813	ISCO
06/07/08 12:00	158.415	ISCO	06/27/08 06:30	327.781	ISCO	08/11/08 12:00	33.137	ISCO
06/07/08 13:45	160.275	ISCO	06/27/08 09:30	328.087	ISCO	08/12/08 10:41	35.577	GRAB
06/07/08 16:45	179.225	ISCO	06/27/08 12:00	293.350	ISCO	08/12/08 12:00	37.371	ISCO
06/07/08 19:45	157.695	ISCO	06/27/08 12:30	234.402	ISCO	08/13/08 12:00	35.760	ISCO
06/08/08 12:00	188.311	ISCO	06/27/08 15:30	273.873	ISCO	08/14/08 12:00	31.715	ISCO
06/09/08 13:29	176.787	DH-76	06/27/08 18:30	260.666	ISCO	08/15/08 12:00	36.271	ISCO
06/09/08 13:30	193.979	ISCO	06/27/08 21:30	252.655	ISCO	08/16/08 12:00	33.152	ISCO
06/09/08 16:30	203.873	ISCO	06/28/08 00:30	249.611	ISCO	08/17/08 12:00	34.118	ISCO
06/09/08 19:30	191.264	ISCO	06/28/08 03:30	227.431	ISCO	08/18/08 12:00	35.997	ISCO
06/10/08 08:22	128.724	DH-76	06/28/08 06:30	224.401	ISCO	08/19/08 12:00	31.873	ISCO
06/10/08 12:00	123.823	ISCO	06/28/08 09:30	227.714	ISCO	08/20/08 11:29	36.570	GRAB
06/11/08 12:00	207.935	ISCO	07/01/08 13:33	99.966	DH-48	08/20/08 12:00	28.302	ISCO
06/12/08 12:00	185.209	ISCO	07/03/08 12:00	114.835	ISCO	08/21/08 12:00	41.596	ISCO
06/13/08 02:45	455.962	ISCO	07/04/08 12:00	90.452	ISCO	08/22/08 12:00	33.297	ISCO
06/13/08 04:10	1174.324	DH-76	07/05/08 12:00	76.327	ISCO	08/23/08 12:00	42.084	ISCO
06/13/08 05:45	1018.139	ISCO	07/06/08 12:00	70.691	ISCO	08/24/08 12:00	36.195	ISCO
06/13/08 08:33	783.207	DH-76	07/07/08 12:00	69.374	ISCO	08/25/08 12:00	31.294	ISCO
06/13/08 11:45	701.881	ISCO	07/08/08 12:00	107.620	ISCO	08/26/08 11:04	39.927	GRAB
06/13/08 12:00	601.242	ISCO	07/08/08 13:46	123.957	DIP	08/26/08 12:00	32.437	ISCO
06/13/08 14:45	717.014	ISCO	07/09/08 11:31	106.977	GRAB	08/27/08 12:00	36.584	ISCO
06/13/08 17:45	596.016	ISCO	07/09/08 12:00	113.290	ISCO	08/28/08 12:00	41.686	ISCO
06/13/08 20:45	422.620	ISCO	07/10/08 12:00	68.286	ISCO	08/28/08 21:15	64.233	ISCO
06/13/08 23:45	369.167	ISCO	07/11/08 12:00	63.576	ISCO	08/29/08 00:15	65.154	ISCO
06/14/08 02:45	304.717	ISCO	07/12/08 12:00	67.900	ISCO	08/29/08 03:15	74.839	ISCO
06/14/08 05:45	276.922	ISCO	07/13/08 12:00	143.794	ISCO	08/29/08 06:15	98.156	ISCO
06/14/08 08:45	258.710	ISCO	07/14/08 12:00	71.471	ISCO	08/29/08 09:15	87.017	ISCO
06/14/08 11:45	226.785	ISCO	07/15/08 12:02	60.112	GRAB	08/29/08 12:00	58.193	ISCO
06/14/08 12:00	210.551	ISCO	07/16/08 12:00	64.193	ISCO	08/29/08 12:15	58.111	ISCO
06/14/08 14:45	206.287	ISCO	07/17/08 12:00	60.582	ISCO	08/30/08 12:00	39.364	ISCO
06/14/08 17:45	205.614	ISCO	07/18/08 12:00	50.799	ISCO	08/31/08 12:00	52.704	ISCO
06/14/08 20:45	183.718	ISCO	07/19/08 12:00	58.724	ISCO	09/01/08 12:00	49.238	ISCO
06/14/08 23:45	157.329	ISCO	07/20/08 12:00	53.704	ISCO	09/02/08 12:00	44.139	ISCO
06/15/08 02:45	156.314	ISCO	07/21/08 12:00	59.471	ISCO	09/02/08 14:20	26.577	GRAB
06/15/08 12:00	189.894	ISCO	07/21/08 20:36	91.419	DIP	09/03/08 12:00	53.814	ISCO
06/15/08 23:00	188.038	ISCO	07/21/08 21:30	521.084	ISCO	09/04/08 09:30	72.339	DIP
06/16/08 02:00	298.760	ISCO	07/21/08 22:45	1633.985	ISCO	09/04/08 12:00	72.053	ISCO
06/16/08 05:00	1142.846	ISCO	07/22/08 00:30	2474.209	ISCO	09/04/08 13:30	94.306	ISCO
06/16/08 08:00	1160.194	ISCO	07/22/08 03:30	2399.870	ISCO	09/04/08 14:19	81.461	DIP
06/16/08 11:00	577.582	ISCO	07/22/08 06:30	2131.871	ISCO	09/04/08 16:30	112.451	ISCO
06/16/08 12:00	631.003	ISCO	07/22/08 07:26	1620.097	DH-76	09/04/08 19:30	111.041	ISCO
06/16/08 14:00	440.067	ISCO	07/22/08 07:45	1604.425	ISCO	09/04/08 22:30	172.774	ISCO
06/16/08 17:00	406.482	ISCO	07/22/08 10:45	1132.320	ISCO	09/05/08 01:30	150.802	ISCO
06/16/08 20:00	299.546	ISCO	07/22/08 12:00	840.808	ISCO	09/05/08 04:30	284.644	ISCO
06/16/08 23:00	266.477	ISCO	07/22/08 13:45	609.289	ISCO	09/05/08 05:18	326.196	DIP
06/17/08 11:00	157.265	ISCO	07/22/08 15:01	462.693	DIP	09/05/08 07:30	277.992	ISCO
06/17/08 11:22	155.723	DIP	07/22/08 16:45	401.230	ISCO	09/05/08 10:30	211.812	ISCO
06/17/08 12:00	162.774	ISCO	07/22/08 19:45	273.055	ISCO	09/05/08 12:00	197.325	ISCO
06/18/08 12:00	204.244	ISCO	07/23/08 12:00	108.578	ISCO	09/05/08 13:30	178.212	ISCO
06/19/08 12:00	231.625	ISCO	07/24/08 12:00	71.057	ISCO	09/05/08 16:30	162.991	ISCO
06/20/08 12:00	363.614	ISCO	07/25/08 12:00	65.072	ISCO	09/05/08 19:30	143.850	ISCO

Table C9 (Continued)

Date/Time (CST)	SSC (mg/L)	Sampling Method	Date/Time (CST)	SSC (mg/L)	Sampling Method	Date/Time (CST)	SSC (mg/L)	Sampling Method
09/05/08 22:30	128.919	ISCO	09/28/08 12:00	38.272	ISCO	12/27/08 13:04	1916.871	DIP
09/06/08 01:30	104.115	ISCO	09/29/08 12:00	39.999	ISCO	12/27/08 13:30	2126.341	ISCO
09/06/08 04:30	91.264	ISCO	09/30/08 12:00	48.269	ISCO	12/27/08 15:45	2199.708	ISCO
09/06/08 07:30	96.975	ISCO	10/01/08 10:34	24.502	GRAB	12/27/08 16:30	2114.725	ISCO
09/06/08 12:00	81.697	ISCO	10/01/08 12:00	20.109	ISCO	12/27/08 19:30	1862.643	ISCO
09/07/08 12:00	68.677	ISCO	10/02/08 12:00	20.530	ISCO	12/27/08 19:31	1941.304	DH-76
09/08/08 12:00	73.296	ISCO	10/03/08 12:00	22.688	ISCO	12/27/08 22:30	1532.138	ISCO
09/08/08 20:30	87.929	ISCO	10/04/08 12:00	20.762	ISCO	12/28/08 01:30	1289.788	ISCO
09/08/08 23:30	98.057	ISCO	10/05/08 12:00	20.494	ISCO	12/28/08 03:00	1237.337	ISCO
09/09/08 02:30	104.975	ISCO	10/06/08 12:00	27.253	ISCO	12/28/08 04:15	1254.916	ISCO
09/09/08 14:17	200.843	DH-76	10/06/08 14:09	16.206	GRAB	12/28/08 04:30	1293.704	ISCO
09/10/08 11:13	119.865	GRAB	10/07/08 12:00	18.754	ISCO	12/28/08 06:15	1304.161	ISCO
09/10/08 12:00	132.353	ISCO	10/08/08 12:00	66.938	ISCO	12/28/08 07:30	1277.951	ISCO
09/11/08 12:00	87.306	ISCO	10/09/08 12:00	38.609	ISCO	12/28/08 10:30	1110.847	ISCO
09/12/08 12:00	78.879	ISCO	10/10/08 12:00	27.596	ISCO	12/28/08 12:00	975.177	ISCO
09/12/08 21:00	79.549	ISCO	10/11/08 12:00	26.610	ISCO	12/28/08 12:51	937.053	DH-76
09/13/08 03:00	1032.026	ISCO	10/12/08 12:00	27.469	ISCO	12/28/08 13:30	867.515	ISCO
09/13/08 05:00	1827.051	ISCO	10/13/08 12:00	32.032	ISCO	12/28/08 16:30	740.842	ISCO
09/13/08 06:00	2189.483	ISCO	10/14/08 10:46	22.429	GRAB	12/28/08 19:30	628.643	ISCO
09/13/08 09:00	1829.723	ISCO	10/14/08 12:00	26.904	ISCO	12/28/08 22:30	571.549	ISCO
09/13/08 12:00	1293.990	ISCO	10/15/08 12:00	30.894	ISCO	12/29/08 01:30	511.427	ISCO
09/13/08 15:00	1173.968	ISCO	10/16/08 12:00	35.291	ISCO	12/29/08 04:30	455.291	ISCO
09/13/08 18:00	883.346	ISCO	10/17/08 12:00	23.714	ISCO	12/29/08 07:30	424.672	ISCO
09/13/08 21:00	1135.092	ISCO	10/20/08 12:00	21.225	ISCO	12/29/08 08:28	393.733	DH-76
09/14/08 03:00	938.990	ISCO	10/21/08 12:01	13.344	GRAB	12/29/08 10:30	400.113	ISCO
09/14/08 06:00	767.780	ISCO	10/22/08 12:00	15.166	ISCO	12/29/08 12:00	369.189	ISCO
09/14/08 09:00	838.815	ISCO	10/23/08 12:00	12.729	ISCO	12/29/08 13:30	350.249	ISCO
09/14/08 11:57	995.816	DH-76	10/24/08 12:00	21.978	ISCO	12/29/08 16:30	334.949	ISCO
09/14/08 15:00	1110.901	ISCO	10/26/08 12:00	5.592	ISCO	01/06/09 13:23	54.796	DIP
09/14/08 18:00	903.428	ISCO	10/27/08 12:00	4.998	ISCO	01/13/09 10:20	11.305	DIP
09/14/08 21:00	750.779	ISCO	10/28/08 10:41	9.657	DH-48	01/20/09 14:09	15.356	GRAB
09/15/08 03:00	488.906	ISCO	10/29/08 12:00	13.538	ISCO	01/27/09 13:01	40.302	GRAB
09/15/08 06:00	449.578	ISCO	10/30/08 12:00	7.033	ISCO	02/03/09 11:46	7.995	GRAB
09/15/08 09:00	387.603	ISCO	10/31/08 12:00	10.157	ISCO	02/10/09 12:52	54.174	DIP
09/15/08 12:00	373.151	ISCO	11/01/08 12:00	12.079	ISCO	02/11/09 09:15	167.162	ISCO
09/15/08 12:33	313.504	DH-76	11/02/08 12:00	26.313	ISCO	02/11/09 09:41	245.353	DIP
09/15/08 15:00	320.538	ISCO	11/03/08 12:00	12.122	ISCO	02/11/09 12:00	590.181	ISCO
09/15/08 18:00	328.623	ISCO	11/04/08 12:20	6.287	DH-48	02/11/09 12:15	599.109	ISCO
09/15/08 21:00	248.579	ISCO	11/05/08 12:00	9.686	ISCO	02/11/09 15:15	1281.881	ISCO
09/16/08 00:00	232.440	ISCO	11/06/08 12:00	9.277	ISCO	02/11/09 17:30	3782.230	ISCO
09/16/08 03:00	212.996	ISCO	11/07/08 12:00	10.051	ISCO	02/11/09 18:15	3945.036	ISCO
09/16/08 06:00	204.540	ISCO	11/08/08 12:00	8.183	ISCO	02/11/09 21:15	6854.827	ISCO
09/16/08 09:00	221.394	ISCO	11/09/08 12:00	7.247	ISCO	02/12/09 00:15	5534.395	ISCO
09/16/08 12:00	184.475	ISCO	11/10/08 12:00	13.491	ISCO	02/12/09 03:15	3655.204	ISCO
09/16/08 13:35	175.202	DH-76	11/10/08 15:01	4.778	DH-48	02/12/09 06:15	2736.525	ISCO
09/16/08 16:45	170.607	ISCO	11/11/08 12:00	7.773	ISCO	02/12/09 09:03	1453.882	DH-76
09/16/08 19:45	157.590	ISCO	11/12/08 12:00	9.766	ISCO	02/12/09 09:15	1716.193	ISCO
09/16/08 22:45	156.977	ISCO	11/13/08 12:00	9.006	ISCO	02/12/09 12:00	1031.454	ISCO
09/17/08 01:45	148.617	ISCO	11/14/08 12:00	10.831	ISCO	02/12/09 12:15	1000.435	ISCO
09/17/08 04:45	154.424	ISCO	11/15/08 12:00	10.368	ISCO	02/12/09 15:15	773.474	ISCO
09/17/08 07:45	157.928	ISCO	11/18/08 12:37	6.806	GRAB	02/12/09 18:15	621.066	ISCO
09/17/08 10:45	147.709	ISCO	11/19/08 12:00	18.526	ISCO	02/12/09 21:15	453.315	ISCO
09/17/08 12:00	139.853	ISCO	11/20/08 12:00	13.987	ISCO	02/13/09 00:15	362.480	ISCO
09/17/08 13:45	136.264	ISCO	11/22/08 12:00	15.257	ISCO	02/13/09 03:15	317.127	ISCO
09/17/08 16:45	129.619	ISCO	11/23/08 12:00	19.014	ISCO	02/13/09 06:15	270.195	ISCO
09/17/08 19:45	124.590	ISCO	11/24/08 12:00	9.196	ISCO	02/13/09 09:15	239.172	ISCO
09/17/08 22:45	122.065	ISCO	11/24/08 14:11	6.585	GRAB	02/13/09 12:00	206.233	ISCO
09/18/08 12:00	123.041	ISCO	11/25/08 12:00	22.638	ISCO	02/13/09 12:15	187.597	ISCO
09/19/08 12:00	125.810	ISCO	11/26/08 12:00	20.542	ISCO	02/13/09 15:15	181.143	ISCO
09/20/08 12:00	95.599	ISCO	11/27/08 12:00	15.630	ISCO	02/13/09 18:15	155.252	ISCO
09/21/08 12:00	75.829	ISCO	11/28/08 12:00	7.964	ISCO	02/17/09 10:48	53.233	GRAB
09/22/08 12:00	66.247	ISCO	11/29/08 12:00	6.258	ISCO	02/25/09 12:11	19.078	DH-48
09/23/08 11:45	47.714	GRAB	11/30/08 12:00	15.642	ISCO	02/26/09 12:00	62.907	ISCO
09/24/08 12:00	65.042	ISCO	12/02/08 12:17	2.806	GRAB	02/26/09 18:30	217.038	ISCO
09/25/08 12:00	53.462	ISCO	12/09/08 12:39	9.519	GRAB	02/26/09 20:00	1507.653	ISCO
09/26/08 12:00	43.191	ISCO	12/16/08 14:17	20.078	DH-76	02/26/09 21:00	5587.239	ISCO
09/27/08 12:00	43.604	ISCO	12/22/08 14:31	8.464	GRAB	02/26/09 21:30	7420.302	ISCO

**Table C9 (Continued)**

<i>Date/Time (CST)</i>	<i>SSC (mg/L)</i>	<i>Sampling Method</i>	<i>Date/Time (CST)</i>	<i>SSC (mg/L)</i>	<i>Sampling Method</i>	<i>Date/Time (CST)</i>	<i>SSC (mg/L)</i>	<i>Sampling Method</i>
02/26/09 22:15	8101.779	ISCO	03/11/09 09:00	981.702	ISCO	03/31/09 04:00	226.116	ISCO
02/26/09 23:15	7564.483	ISCO	03/11/09 09:06	956.825	DH-76	03/31/09 07:00	228.981	ISCO
02/27/09 03:30	6165.333	ISCO	03/11/09 12:00	967.167	ISCO	03/31/09 10:00	220.548	ISCO
02/27/09 06:30	3944.108	ISCO	03/11/09 15:00	758.583	ISCO	03/31/09 12:00	183.244	ISCO
02/27/09 08:15	3338.279	ISCO	03/11/09 18:00	826.693	ISCO	03/31/09 13:00	175.830	ISCO
02/27/09 09:30	3125.501	ISCO	03/11/09 21:00	751.927	ISCO	03/31/09 16:00	206.917	ISCO
02/27/09 11:30	2797.544	ISCO	03/12/09 00:00	728.040	ISCO	03/31/09 19:00	201.947	ISCO
02/27/09 12:00	2625.589	ISCO	03/12/09 03:00	671.544	ISCO	03/31/09 22:00	182.103	ISCO
02/27/09 12:30	2555.896	ISCO	03/12/09 06:00	626.195	ISCO	04/01/09 01:00	176.524	ISCO
02/27/09 15:30	2303.883	ISCO	03/12/09 08:27	623.925	ISCO	04/01/09 04:00	164.100	ISCO
02/27/09 18:30	1661.993	ISCO	03/12/09 08:31	420.144	DH-76	04/01/09 07:00	156.221	ISCO
02/27/09 21:30	1247.526	ISCO	03/12/09 08:53	410.396	DH-76	04/01/09 10:00	147.191	ISCO
02/28/09 00:30	934.251	ISCO	03/12/09 08:55	440.237	ISCO	04/01/09 12:00	131.536	ISCO
02/28/09 03:30	758.148	ISCO	03/12/09 09:00	407.284	ISCO	04/01/09 13:00	121.302	ISCO
02/28/09 06:30	609.331	ISCO	03/12/09 12:00	553.967	ISCO	04/01/09 16:00	140.167	ISCO
02/28/09 09:30	516.205	ISCO	03/12/09 15:00	557.222	ISCO	04/01/09 19:00	130.419	ISCO
02/28/09 12:00	466.617	ISCO	03/12/09 18:00	514.556	ISCO	04/01/09 22:00	128.563	ISCO
02/28/09 12:30	431.854	ISCO	03/12/09 21:00	481.628	ISCO	04/02/09 01:00	129.431	ISCO
03/03/09 12:58	86.667	DH-48	03/13/09 00:00	454.348	ISCO	04/02/09 04:00	124.053	ISCO
03/07/09 12:00	47.437	ISCO	03/13/09 03:00	422.637	ISCO	04/02/09 12:00	159.604	ISCO
03/08/09 05:15	1460.237	ISCO	03/13/09 06:00	423.448	ISCO	04/07/09 10:23	35.086	DH-48
03/08/09 06:11	2888.478	DH-76	03/13/09 09:00	385.713	ISCO	04/07/09 12:00	91.754	ISCO
03/08/09 06:30	3492.663	ISCO	03/13/09 12:00	364.025	ISCO	04/08/09 12:00	57.135	ISCO
03/08/09 07:15	5016.504	ISCO	03/13/09 15:00	340.620	ISCO	04/09/09 12:00	59.145	ISCO
03/08/09 08:15	6788.774	ISCO	03/13/09 18:00	328.831	ISCO	04/10/09 12:00	71.168	ISCO
03/08/09 09:45	7266.767	ISCO	03/13/09 21:00	319.927	ISCO	04/11/09 12:00	61.294	ISCO
03/08/09 11:00	6114.359	ISCO	03/14/09 00:00	310.103	ISCO	04/12/09 12:00	43.891	ISCO
03/08/09 11:15	6056.850	ISCO	03/14/09 03:00	302.215	ISCO	04/13/09 06:00	902.011	ISCO
03/08/09 12:00	5417.764	ISCO	03/14/09 06:00	292.122	ISCO	04/13/09 07:00	2085.179	ISCO
03/08/09 14:15	4263.436	ISCO	03/14/09 09:00	294.018	ISCO	04/13/09 09:00	2582.079	ISCO
03/08/09 17:15	3888.169	ISCO	03/14/09 12:00	282.039	ISCO	04/13/09 12:00	1981.093	ISCO
03/08/09 20:15	2577.130	ISCO	03/16/09 13:12	136.493	DIP	04/13/09 15:00	2017.708	ISCO
03/08/09 22:52	2188.001	DH-76	03/17/09 12:00	141.619	ISCO	04/13/09 18:00	1136.256	ISCO
03/08/09 23:15	1901.987	ISCO	03/18/09 12:00	169.505	ISCO	04/14/09 00:00	483.925	ISCO
03/09/09 02:15	1665.547	ISCO	03/19/09 12:00	201.365	ISCO	04/14/09 03:00	369.253	ISCO
03/09/09 03:45	1683.591	ISCO	03/20/09 12:00	83.864	ISCO	04/14/09 06:00	292.375	ISCO
03/09/09 05:15	1755.463	ISCO	03/21/09 12:00	77.091	ISCO	04/14/09 09:00	252.847	ISCO
03/09/09 07:30	1728.324	ISCO	03/22/09 12:00	95.188	ISCO	04/14/09 12:00	216.558	ISCO
03/09/09 08:15	1581.392	ISCO	03/23/09 12:00	70.540	ISCO	04/14/09 12:51	155.647	DH-76
03/09/09 11:15	1465.697	ISCO	03/24/09 11:47	497.390	DIP	04/14/09 15:00	180.928	ISCO
03/09/09 11:51	1529.628	DH-76	03/24/09 14:00	616.983	ISCO	04/14/09 18:00	154.678	ISCO
03/09/09 15:00	1317.441	ISCO	03/24/09 16:30	2443.378	ISCO	04/14/09 21:00	144.882	ISCO
03/09/09 18:00	1156.934	ISCO	03/24/09 17:00	2881.737	ISCO	04/15/09 00:00	132.561	ISCO
03/09/09 21:00	1055.161	ISCO	03/24/09 19:30	3976.404	ISCO	04/15/09 03:00	117.632	ISCO
03/10/09 00:00	1055.364	ISCO	03/24/09 23:00	4957.560	ISCO	04/15/09 06:00	110.875	ISCO
03/10/09 01:15	2117.999	ISCO	03/25/09 02:00	2852.238	ISCO	04/15/09 09:00	89.977	ISCO
03/10/09 02:00	3891.372	ISCO	03/25/09 05:00	1808.859	ISCO	04/15/09 12:00	80.385	ISCO
03/10/09 02:45	4219.997	ISCO	03/25/09 08:00	1205.836	ISCO	04/16/09 12:00	133.736	ISCO
03/10/09 03:00	4136.954	ISCO	03/25/09 11:00	915.193	ISCO	04/17/09 12:00	93.298	ISCO
03/10/09 03:45	4064.472	ISCO	03/25/09 12:00	816.632	ISCO	04/18/09 12:00	94.639	ISCO
03/10/09 04:45	3560.014	ISCO	03/25/09 14:00	742.669	ISCO	04/19/09 12:00	123.596	ISCO
03/10/09 06:00	3569.305	ISCO	03/25/09 17:00	602.299	ISCO	04/19/09 12:15	81.024	ISCO
03/10/09 08:41	2874.954	DH-76	03/25/09 20:00	524.011	ISCO	04/19/09 15:15	846.800	ISCO
03/10/09 09:00	2463.612	ISCO	03/25/09 23:00	463.074	ISCO	04/19/09 18:15	1744.786	ISCO
03/10/09 09:32	2221.593	ISCO	03/26/09 02:00	424.491	ISCO	04/19/09 21:00	1699.064	ISCO
03/10/09 09:33	2384.344	DH-76	03/26/09 05:00	391.321	ISCO	04/19/09 21:15	1686.933	ISCO
03/10/09 09:43	2449.714	DH-76	03/26/09 08:00	357.694	ISCO	04/20/09 00:15	1888.816	ISCO
03/10/09 09:44	2180.239	ISCO	03/26/09 11:00	305.682	ISCO	04/20/09 03:15	1375.081	ISCO
03/10/09 12:00	1680.018	ISCO	03/26/09 14:00	268.424	ISCO	04/20/09 06:15	969.281	ISCO
03/10/09 15:00	1313.317	ISCO	03/26/09 17:00	268.242	ISCO	04/20/09 09:15	681.765	ISCO
03/10/09 18:00	1356.352	ISCO	03/26/09 20:00	265.491	ISCO	04/20/09 12:00	541.277	ISCO
03/10/09 21:00	1239.002	ISCO	03/26/09 23:00	249.237	ISCO	04/20/09 12:15	505.824	ISCO
03/10/09 23:00	1222.541	ISCO	03/30/09 13:01	237.423	DH-76	04/20/09 12:35	506.256	DH-76
03/11/09 00:00	1218.881	ISCO	03/30/09 16:00	299.215	ISCO	04/21/09 00:30	353.382	ISCO
03/11/09 02:15	1159.592	ISCO	03/30/09 19:00	247.742	ISCO	04/27/09 13:55	108.564	DIP
03/11/09 03:00	1106.656	ISCO	03/30/09 22:00	243.024	ISCO	04/27/09 18:45	209.872	ISCO
03/11/09 06:00	1031.216	ISCO	03/31/09 01:00	237.956	ISCO	04/27/09 21:45	1588.098	ISCO

**Table C9 (Continued)**

<i>Date/Time (CST)</i>	<i>SSC (mg/L)</i>	<i>Sampling Method</i>	<i>Date/Time (CST)</i>	<i>SSC (mg/L)</i>	<i>Sampling Method</i>	<i>Date/Time (CST)</i>	<i>SSC (mg/L)</i>	<i>Sampling Method</i>
04/28/09 00:15	1593.998	ISCO	05/14/09 12:30	904.177	ISCO	06/04/09 12:00	71.276	ISCO
04/28/09 00:45	1639.360	ISCO	05/14/09 15:30	690.105	ISCO	06/05/09 12:00	56.298	ISCO
04/28/09 03:45	1711.342	ISCO	05/14/09 18:30	534.570	ISCO	06/06/09 12:00	57.702	ISCO
04/28/09 06:45	1101.645	ISCO	05/14/09 21:30	388.914	ISCO	06/07/09 12:00	52.308	ISCO
04/28/09 09:45	716.909	ISCO	05/15/09 00:30	295.282	ISCO	06/08/09 12:00	175.789	ISCO
04/28/09 11:44	585.793	DH-76	05/15/09 03:30	269.864	ISCO	06/09/09 11:22	88.701	DIP
04/28/09 12:45	523.986	ISCO	05/15/09 06:30	294.076	ISCO	06/09/09 12:00	92.818	ISCO
04/28/09 15:45	437.691	ISCO	05/15/09 07:30	1422.194	ISCO	06/10/09 12:00	54.619	ISCO
04/28/09 18:45	360.895	ISCO	05/15/09 08:00	2946.983	ISCO	06/11/09 12:00	65.774	ISCO
04/28/09 21:45	302.557	ISCO	05/15/09 08:30	3780.922	ISCO	06/12/09 12:00	122.979	ISCO
04/29/09 00:45	274.267	ISCO	05/15/09 09:00	4077.088	ISCO	06/13/09 12:00	68.224	ISCO
04/29/09 03:45	247.180	ISCO	05/15/09 09:30	4060.868	ISCO	06/14/09 12:00	62.232	ISCO
04/29/09 06:45	235.658	ISCO	05/15/09 10:00	3883.302	ISCO	06/15/09 12:00	57.187	ISCO
04/29/09 09:45	208.068	ISCO	05/15/09 10:45	3518.849	ISCO	06/16/09 12:00	61.519	ISCO
04/29/09 12:00	180.329	ISCO	05/15/09 12:00	3012.299	ISCO	06/17/09 12:05	120.914	DIP
04/29/09 12:45	163.333	ISCO	05/15/09 12:30	2797.218	ISCO	06/18/09 04:15	324.490	ISCO
04/29/09 15:45	145.720	ISCO	05/15/09 15:30	1752.493	ISCO	06/18/09 04:45	1994.994	ISCO
04/29/09 18:45	146.852	ISCO	05/15/09 18:30	1318.307	ISCO	06/18/09 05:15	4638.079	ISCO
04/29/09 21:45	157.256	ISCO	05/16/09 00:30	1185.717	ISCO	06/18/09 06:00	5663.976	ISCO
04/30/09 00:45	145.181	ISCO	05/16/09 03:30	903.893	ISCO	06/18/09 07:00	5960.807	ISCO
04/30/09 03:45	984.273	ISCO	05/16/09 06:30	679.592	ISCO	06/18/09 07:15	5095.341	ISCO
04/30/09 05:15	2360.935	ISCO	05/16/09 09:30	547.730	ISCO	06/18/09 10:15	2936.889	ISCO
04/30/09 06:00	2554.068	ISCO	05/16/09 12:00	458.871	ISCO	06/18/09 12:00	4774.902	ISCO
04/30/09 06:45	2692.731	ISCO	05/16/09 12:30	436.016	ISCO	06/18/09 13:15	3412.439	ISCO
04/30/09 08:00	2948.743	ISCO	05/16/09 15:30	399.907	ISCO	06/18/09 16:15	2250.979	ISCO
04/30/09 09:45	3020.072	ISCO	05/16/09 18:30	474.255	ISCO	06/18/09 19:15	1551.608	ISCO
04/30/09 12:00	2488.758	ISCO	05/16/09 19:45	561.174	ISCO	06/18/09 22:15	1107.363	ISCO
04/30/09 12:45	2234.416	ISCO	05/16/09 20:45	642.064	ISCO	06/19/09 01:15	725.530	ISCO
04/30/09 15:45	1614.992	ISCO	05/16/09 21:30	667.111	ISCO	06/19/09 04:15	532.746	ISCO
04/30/09 18:00	1392.352	ISCO	05/16/09 22:45	712.980	ISCO	06/19/09 07:15	409.522	ISCO
04/30/09 18:45	1341.455	ISCO	05/17/09 00:30	715.646	ISCO	06/19/09 10:15	334.258	ISCO
04/30/09 20:30	1357.657	ISCO	05/17/09 03:15	668.680	ISCO	06/19/09 12:00	309.394	ISCO
04/30/09 21:45	1258.171	ISCO	05/17/09 03:30	607.351	ISCO	06/19/09 13:15	296.445	ISCO
05/01/09 03:45	885.475	ISCO	05/17/09 06:30	574.721	ISCO	06/19/09 16:15	424.968	ISCO
05/01/09 06:45	794.278	ISCO	05/17/09 09:30	483.700	ISCO	06/19/09 17:15	1893.554	ISCO
05/01/09 07:10	623.380	DH-76	05/17/09 12:00	433.681	ISCO	06/19/09 18:15	3668.194	ISCO
05/01/09 07:12	725.594	ISCO	05/17/09 12:30	396.540	ISCO	06/19/09 19:15	4484.949	ISCO
05/01/09 09:45	764.541	ISCO	05/17/09 13:15	393.223	ISCO	06/19/09 21:00	4051.623	ISCO
05/01/09 12:00	689.890	ISCO	05/17/09 16:15	369.900	ISCO	06/19/09 22:15	3329.978	ISCO
05/01/09 12:45	683.619	ISCO	05/17/09 19:15	341.241	ISCO	06/22/09 13:53	178.506	DH-76
05/01/09 15:45	517.306	ISCO	05/17/09 22:15	294.931	ISCO	06/22/09 16:15	174.817	ISCO
05/01/09 21:45	442.707	ISCO	05/18/09 01:15	279.067	ISCO	06/22/09 19:15	157.965	ISCO
05/02/09 00:45	445.644	ISCO	05/18/09 04:15	263.417	ISCO	06/22/09 22:15	137.243	ISCO
05/02/09 03:45	421.137	ISCO	05/18/09 07:15	268.702	ISCO	06/23/09 01:15	130.668	ISCO
05/02/09 06:45	379.807	ISCO	05/18/09 10:15	248.958	ISCO	06/23/09 04:15	135.471	ISCO
05/02/09 09:45	365.375	ISCO	05/18/09 12:00	236.929	ISCO	06/23/09 07:15	139.811	ISCO
05/02/09 12:00	321.186	ISCO	05/18/09 13:15	223.762	ISCO	06/23/09 10:15	132.771	ISCO
05/02/09 12:45	244.046	ISCO	05/18/09 16:15	220.345	ISCO	06/23/09 12:00	132.749	ISCO
05/02/09 15:45	321.095	ISCO	05/19/09 10:50	143.630	DH-76	06/23/09 13:15	126.430	ISCO
05/05/09 13:05	86.675	DIP	05/19/09 12:00	154.225	ISCO	06/24/09 12:00	142.832	ISCO
05/08/09 12:00	163.054	ISCO	05/20/09 12:00	145.419	ISCO	06/25/09 12:00	109.996	ISCO
05/09/09 12:00	120.873	ISCO	05/21/09 12:00	166.260	ISCO	06/26/09 12:00	111.821	ISCO
05/10/09 12:00	112.353	ISCO	05/22/09 12:00	147.351	ISCO	06/27/09 12:00	81.504	ISCO
05/11/09 12:00	62.880	ISCO	05/23/09 12:00	120.167	ISCO	06/27/09 20:30	534.367	ISCO
05/12/09 10:48	57.478	DIP	05/24/09 12:00	451.780	ISCO	06/28/09 00:45	1979.420	ISCO
05/12/09 12:00	57.811	ISCO	05/25/09 12:00	101.985	ISCO	06/28/09 02:30	4086.763	ISCO
05/13/09 12:00	248.245	ISCO	05/26/09 12:00	77.113	ISCO	06/28/09 05:30	2799.681	ISCO
05/13/09 15:30	137.732	ISCO	05/26/09 13:39	45.731	DIP	06/28/09 08:30	1940.653	ISCO
05/13/09 18:30	468.306	ISCO	05/27/09 12:00	261.178	ISCO	06/28/09 11:30	1114.322	ISCO
05/13/09 21:30	1126.447	ISCO	05/28/09 12:00	110.741	ISCO	06/28/09 12:00	1009.743	ISCO
05/14/09 00:06	835.869	DH-76	05/29/09 12:00	67.073	ISCO	06/28/09 14:30	693.877	ISCO
05/14/09 00:30	1056.426	ISCO	05/30/09 12:00	65.426	ISCO	06/28/09 17:30	531.079	ISCO
05/14/09 03:30	555.097	ISCO	05/31/09 12:00	44.396	ISCO	06/28/09 20:30	352.303	ISCO
05/14/09 06:30	995.253	ISCO	06/01/09 12:00	61.969	ISCO	06/28/09 23:30	279.184	ISCO
05/14/09 09:30	1892.751	ISCO	06/02/09 12:00	645.931	ISCO	06/29/09 02:30	216.081	ISCO
05/14/09 09:52	1482.977	DH-76	06/02/09 12:39	650.866	DH-76	06/29/09 05:30	192.971	ISCO
05/14/09 12:00	1127.823	ISCO	06/03/09 12:00	128.294	ISCO	06/29/09 08:30	166.131	ISCO

**Table C9 (Continued)**

<i>Date/Time (CST)</i>	<i>SSC (mg/L)</i>	<i>Sampling Method</i>	<i>Date/Time (CST)</i>	<i>SSC (mg/L)</i>	<i>Sampling Method</i>	<i>Date/Time (CST)</i>	<i>SSC (mg/L)</i>	<i>Sampling Method</i>
06/29/09 11:30	152.733	ISCO	08/02/09 12:00	37.273	ISCO	08/28/09 22:15	398.219	ISCO
06/29/09 12:00	148.157	ISCO	08/03/09 12:00	28.696	ISCO	08/29/09 01:15	299.310	ISCO
06/29/09 12:33	143.172	DIP	08/04/09 10:38	62.040	DH-48	08/29/09 04:15	220.765	ISCO
06/30/09 12:00	102.599	ISCO	08/04/09 12:00	97.220	ISCO	08/29/09 07:15	187.832	ISCO
07/01/09 12:00	84.784	ISCO	08/05/09 12:00	72.334	ISCO	08/29/09 10:15	149.232	ISCO
07/04/09 12:00	112.857	ISCO	08/06/09 12:00	39.886	ISCO	08/29/09 12:00	128.907	ISCO
07/05/09 12:00	102.772	ISCO	08/07/09 12:00	51.142	ISCO	08/29/09 13:15	110.176	ISCO
07/06/09 12:00	56.509	ISCO	08/07/09 20:15	237.837	ISCO	08/29/09 16:15	100.305	ISCO
07/07/09 10:52	50.061	DIP	08/07/09 23:15	291.767	ISCO	08/29/09 19:15	98.401	ISCO
07/07/09 12:00	49.093	ISCO	08/08/09 02:15	235.265	ISCO	08/30/09 12:00	66.939	ISCO
07/08/09 12:00	49.921	ISCO	08/08/09 05:15	335.272	ISCO	08/31/09 12:00	57.669	ISCO
07/09/09 12:00	57.377	ISCO	08/08/09 08:15	303.265	ISCO	09/01/09 12:00	49.979	ISCO
07/10/09 12:00	50.150	ISCO	08/08/09 12:00	185.860	ISCO	09/02/09 09:49	66.148	GRAB
07/11/09 12:00	58.464	ISCO	08/09/09 12:00	70.271	ISCO	09/02/09 12:00	77.214	ISCO
07/12/09 12:00	46.649	ISCO	08/10/09 12:00	53.531	ISCO	09/03/09 12:00	86.422	ISCO
07/13/09 12:00	50.572	ISCO	08/11/09 11:20	48.245	DH-48	09/04/09 12:00	79.261	ISCO
07/14/09 11:58	40.547	DIP	08/12/09 12:00	45.419	ISCO	09/05/09 12:00	67.520	ISCO
07/15/09 02:30	303.338	ISCO	08/13/09 12:00	39.851	ISCO	09/06/09 12:00	40.095	ISCO
07/15/09 03:15	2081.801	ISCO	08/14/09 12:00	37.984	ISCO	09/07/09 12:00	63.663	ISCO
07/15/09 04:15	3009.356	ISCO	08/15/09 12:00	29.974	ISCO	09/08/09 12:00	26.033	ISCO
07/15/09 05:30	4137.373	ISCO	08/16/09 12:00	41.814	ISCO	09/09/09 09:18	26.765	GRAB
07/15/09 06:47	3271.983	ISCO	08/17/09 10:15	151.268	ISCO	09/10/09 12:00	83.073	ISCO
07/15/09 06:48	3267.102	DH-76	08/17/09 12:00	207.088	ISCO	09/11/09 12:00	63.693	ISCO
07/15/09 06:59	3246.966	DH-76	08/17/09 13:15	203.037	ISCO	09/15/09 09:17	45.991	GRAB
07/15/09 07:00	3235.734	ISCO	08/17/09 16:15	213.886	ISCO	09/16/09 12:00	63.107	ISCO
07/15/09 08:30	2517.122	ISCO	08/17/09 19:15	178.858	ISCO	09/17/09 12:00	62.425	ISCO
07/15/09 11:30	2415.875	ISCO	08/17/09 22:15	164.017	ISCO	09/18/09 12:00	75.056	ISCO
07/15/09 12:00	2258.156	ISCO	08/18/09 01:15	164.440	ISCO	09/21/09 12:41	55.683	GRAB
07/15/09 14:30	1366.336	ISCO	08/18/09 11:52	86.739	DH-76	09/22/09 12:00	37.212	ISCO
07/15/09 17:30	884.358	ISCO	08/19/09 12:00	49.081	ISCO	09/23/09 12:00	22.859	ISCO
07/15/09 20:30	634.025	ISCO	08/19/09 15:30	371.326	ISCO	09/24/09 12:00	25.398	ISCO
07/15/09 23:30	468.935	ISCO	08/19/09 16:30	1834.457	ISCO	09/25/09 12:00	39.167	ISCO
07/16/09 02:30	360.944	ISCO	08/19/09 17:30	3614.079	ISCO	09/26/09 12:00	40.226	ISCO
07/16/09 03:42	297.465	DH-76	08/19/09 18:30	3464.096	ISCO	09/27/09 12:00	51.539	ISCO
07/16/09 05:30	295.796	ISCO	08/19/09 21:30	2457.413	ISCO	09/28/09 09:17	37.410	GRAB
07/16/09 08:30	170.350	ISCO	08/20/09 00:30	2033.084	ISCO	10/06/09 09:50	21.490	GRAB
07/16/09 11:30	197.556	ISCO	08/20/09 03:30	1397.639	ISCO	10/06/09 12:00	33.939	ISCO
07/16/09 12:00	186.996	ISCO	08/20/09 06:30	948.907	ISCO	10/07/09 12:00	22.197	ISCO
07/16/09 14:30	168.944	ISCO	08/20/09 09:30	646.293	ISCO	10/08/09 12:00	24.218	ISCO
07/16/09 17:30	156.064	ISCO	08/20/09 12:00	476.011	ISCO	10/09/09 12:00	19.237	ISCO
07/16/09 20:30	135.611	ISCO	08/20/09 12:30	446.620	ISCO	10/10/09 12:00	16.406	ISCO
07/16/09 23:30	114.851	ISCO	08/20/09 15:30	334.940	ISCO	10/11/09 12:00	16.076	ISCO
07/17/09 02:30	101.928	ISCO	08/20/09 18:30	267.320	ISCO	10/12/09 12:00	19.299	ISCO
07/17/09 05:30	109.906	ISCO	08/20/09 21:30	213.531	ISCO	10/13/09 12:00	17.392	ISCO
07/17/09 08:30	104.899	ISCO	08/21/09 00:30	179.364	ISCO	10/13/09 14:07	40.994	GRAB
07/17/09 11:30	93.473	ISCO	08/21/09 03:30	157.798	ISCO	10/14/09 12:00	21.522	ISCO
07/20/09 12:26	60.986	DIP	08/21/09 06:30	149.773	ISCO	10/15/09 12:00	43.407	ISCO
07/21/09 12:00	45.491	ISCO	08/21/09 09:30	131.578	ISCO	10/16/09 12:00	35.653	ISCO
07/22/09 12:00	52.090	ISCO	08/21/09 12:00	106.966	ISCO	10/17/09 12:00	47.014	ISCO
07/23/09 12:00	52.524	ISCO	08/21/09 12:30	97.473	ISCO	10/18/09 12:00	36.611	ISCO
07/24/09 12:00	49.436	ISCO	08/21/09 23:45	90.932	ISCO	10/19/09 09:46	62.404	GRAB
07/25/09 01:15	124.388	ISCO	08/22/09 02:45	91.870	ISCO	10/19/09 12:00	44.857	ISCO
07/25/09 04:15	1348.088	ISCO	08/22/09 05:45	98.482	ISCO	10/20/09 12:00	20.212	ISCO
07/25/09 10:15	1465.973	ISCO	08/25/09 09:52	37.642	DH-48	10/21/09 12:00	62.434	ISCO
07/25/09 12:00	1152.604	ISCO	08/25/09 12:00	55.256	ISCO	10/22/09 12:00	30.040	ISCO
07/25/09 13:15	955.908	ISCO	08/26/09 12:00	32.769	ISCO	10/22/09 19:30	42.113	ISCO
07/25/09 16:15	671.028	ISCO	08/27/09 12:00	30.281	ISCO	10/23/09 01:30	250.354	ISCO
07/25/09 19:15	362.780	ISCO	08/27/09 19:15	1240.878	ISCO	10/23/09 04:30	305.512	ISCO
07/25/09 22:15	326.818	ISCO	08/27/09 22:15	571.524	ISCO	10/23/09 07:30	226.910	ISCO
07/26/09 12:00	95.881	ISCO	08/28/09 01:15	461.177	ISCO	10/23/09 10:30	162.179	ISCO
07/27/09 12:00	53.276	ISCO	08/28/09 04:15	296.664	ISCO	10/23/09 12:00	172.245	ISCO
07/27/09 12:26	50.955	DH-48	08/28/09 07:15	238.904	ISCO	10/23/09 13:30	162.933	ISCO
07/28/09 12:00	51.857	ISCO	08/28/09 10:15	231.307	ISCO	10/23/09 16:30	133.570	ISCO
07/29/09 12:00	50.312	ISCO	08/28/09 12:00	276.896	ISCO	10/23/09 19:30	116.105	ISCO
07/30/09 12:00	43.784	ISCO	08/28/09 13:15	446.569	ISCO	10/23/09 22:30	104.977	ISCO
07/31/09 12:00	37.461	ISCO	08/28/09 16:15	810.856	ISCO	10/24/09 01:30	94.028	ISCO
08/01/09 12:00	42.512	ISCO	08/28/09 19:15	584.715	ISCO	10/24/09 04:30	87.537	ISCO

**Table C9 (Continued)**

<i>Date/Time (CST)</i>	<i>SSC (mg/L)</i>	<i>Sampling Method</i>	<i>Date/Time (CST)</i>	<i>SSC (mg/L)</i>	<i>Sampling Method</i>	<i>Date/Time (CST)</i>	<i>SSC (mg/L)</i>	<i>Sampling Method</i>
10/24/09 07:30	75.838	ISCO	11/17/09 09:45	292.600	ISCO	12/24/09 10:00	599.058	ISCO
10/24/09 10:30	58.841	ISCO	11/17/09 12:00	585.720	ISCO	12/24/09 12:00	626.643	ISCO
10/24/09 12:00	51.877	ISCO	11/17/09 12:25	518.371	DH-76	12/24/09 13:00	608.808	ISCO
10/24/09 13:30	46.218	ISCO	11/17/09 15:30	710.933	ISCO	12/24/09 16:00	774.034	ISCO
10/24/09 16:30	42.429	ISCO	11/17/09 18:30	561.042	ISCO	12/24/09 19:00	1059.949	ISCO
10/24/09 19:30	41.717	ISCO	11/17/09 21:26	391.461	DH-76	12/24/09 21:15	1294.512	ISCO
10/24/09 22:30	43.769	ISCO	11/17/09 21:30	530.892	ISCO	12/24/09 22:00	1460.868	ISCO
10/26/09 11:05	128.375	DH-76	11/18/09 00:30	443.308	ISCO	12/24/09 23:45	1748.627	ISCO
10/26/09 12:00	134.548	ISCO	11/18/09 03:30	305.511	ISCO	12/25/09 01:00	1735.498	ISCO
10/26/09 13:30	130.173	ISCO	11/18/09 06:30	236.563	ISCO	12/25/09 04:00	1600.018	ISCO
10/26/09 16:30	131.637	ISCO	11/18/09 09:30	202.217	ISCO	12/25/09 07:00	1357.215	ISCO
10/26/09 19:30	102.970	ISCO	11/18/09 10:01	141.954	DH-76	12/25/09 10:00	1023.352	ISCO
10/26/09 22:30	88.166	ISCO	11/18/09 10:15	156.381	ISCO	12/25/09 13:00	850.644	ISCO
10/27/09 01:30	78.345	ISCO	11/18/09 12:00	145.971	ISCO	12/25/09 16:00	793.403	ISCO
10/27/09 04:30	68.526	ISCO	11/18/09 13:15	131.423	ISCO	12/25/09 18:45	700.461	ISCO
10/27/09 07:30	53.399	ISCO	11/18/09 16:15	114.415	ISCO	12/25/09 19:00	684.225	ISCO
10/27/09 10:30	57.052	ISCO	11/18/09 19:15	106.080	ISCO	12/25/09 22:00	654.588	ISCO
10/27/09 11:41	40.485	DIP	11/18/09 22:15	98.689	ISCO	12/29/09 13:01	69.874	DIP
10/27/09 14:45	39.630	ISCO	11/19/09 01:15	101.162	ISCO	01/05/10 12:35	94.103	DIP
10/27/09 17:45	36.495	ISCO	11/19/09 04:15	82.943	ISCO	01/12/10 13:03	89.450	GRAB
10/27/09 20:45	39.903	ISCO	11/19/09 07:15	85.852	ISCO	01/20/10 11:49	85.674	DIP
10/27/09 23:45	63.388	ISCO	11/19/09 10:15	77.059	ISCO	01/24/10 13:21	1454.166	DH-76
10/28/09 02:45	69.395	ISCO	11/19/09 12:00	68.259	ISCO	01/24/10 16:30	1268.882	ISCO
10/28/09 12:00	64.109	ISCO	11/20/09 12:00	153.951	ISCO	01/24/10 19:30	1053.565	ISCO
10/29/09 12:00	87.163	ISCO	11/21/09 12:00	176.328	ISCO	01/24/10 21:15	1017.747	ISCO
10/29/09 19:00	54.949	ISCO	11/22/09 12:00	118.838	ISCO	01/25/10 00:30	1061.135	ISCO
10/29/09 20:15	1095.384	ISCO	11/23/09 12:00	98.099	ISCO	01/25/10 01:30	1021.368	ISCO
10/30/09 01:00	1098.099	ISCO	11/24/09 10:43	89.822	DH-48	01/25/10 04:30	908.206	ISCO
10/30/09 03:45	1313.950	ISCO	11/24/09 12:00	74.540	ISCO	01/25/10 07:30	879.510	ISCO
10/30/09 04:00	1364.151	ISCO	11/24/09 14:30	129.194	ISCO	01/25/10 10:30	726.913	ISCO
10/30/09 07:00	1131.374	ISCO	11/24/09 17:30	182.046	ISCO	01/25/10 12:00	610.039	ISCO
10/30/09 10:00	981.682	ISCO	11/24/09 20:30	316.817	ISCO	01/25/10 12:11	610.187	DH-76
10/30/09 12:00	872.376	ISCO	11/24/09 23:30	257.118	ISCO	01/25/10 13:30	577.030	ISCO
10/30/09 13:00	749.592	ISCO	11/25/09 02:30	273.212	ISCO	01/25/10 16:30	503.814	ISCO
10/30/09 15:35	624.566	ISCO	11/25/09 05:30	245.816	ISCO	01/25/10 19:30	440.577	ISCO
10/30/09 16:00	509.254	ISCO	11/25/09 08:30	183.086	ISCO	01/25/10 22:30	390.161	ISCO
10/30/09 19:00	409.840	ISCO	11/25/09 11:30	159.713	ISCO	01/26/10 01:30	360.116	ISCO
10/30/09 22:00	358.226	ISCO	11/25/09 12:00	133.284	ISCO	01/26/10 11:37	234.238	DH-76
10/31/09 01:00	301.613	ISCO	11/25/09 14:30	108.514	ISCO	02/02/10 14:15	83.698	DIP
10/31/09 04:00	267.602	ISCO	11/25/09 17:30	88.869	ISCO	02/09/10 12:12	59.490	DIP
10/31/09 07:00	223.209	ISCO	11/25/09 20:30	79.056	ISCO	02/16/10 11:23	64.984	GRAB
10/31/09 08:46	187.401	DH-76	11/25/09 23:30	74.522	ISCO	02/23/10 11:22	13.942	GRAB
10/31/09 09:00	214.961	ISCO	11/26/09 02:30	70.620	ISCO	03/02/10 11:06	16.576	GRAB
10/31/09 12:00	201.475	ISCO	11/26/09 05:30	61.679	ISCO	03/09/10 12:36	192.487	DIP
10/31/09 15:00	196.796	ISCO	11/26/09 08:30	65.358	ISCO	03/09/10 17:30	280.268	ISCO
10/31/09 18:00	150.642	ISCO	11/26/09 11:30	50.919	ISCO	03/09/10 20:30	429.897	ISCO
10/31/09 21:00	133.666	ISCO	11/26/09 12:00	56.899	ISCO	03/09/10 23:30	668.602	ISCO
11/01/09 12:00	287.553	ISCO	11/26/09 14:30	46.237	ISCO	03/10/10 02:30	1118.599	ISCO
11/02/09 12:00	216.448	ISCO	11/26/09 17:30	43.973	ISCO	03/10/10 05:30	1314.509	ISCO
11/03/09 12:00	143.254	ISCO	11/26/09 20:30	58.125	ISCO	03/10/10 08:30	1687.155	ISCO
11/03/09 12:32	69.699	DIP	11/26/09 23:30	50.012	ISCO	03/10/10 11:30	1409.521	ISCO
11/04/09 12:00	134.646	ISCO	11/27/09 02:30	58.517	ISCO	03/10/10 12:00	1336.758	ISCO
11/05/09 12:00	96.211	ISCO	12/01/09 12:01	86.089	DH-48	03/10/10 12:04	1303.055	ISCO
11/06/09 12:00	96.209	ISCO	12/02/09 12:00	92.468	ISCO	03/10/10 12:05	1357.388	DH-76
11/07/09 12:00	93.082	ISCO	12/03/09 12:00	49.024	ISCO	03/10/10 12:15	1374.273	DH-76
11/08/09 12:00	58.737	ISCO	12/05/09 12:00	45.202	ISCO	03/10/10 12:16	1281.803	ISCO
11/09/09 12:00	69.609	ISCO	12/06/09 12:00	35.762	ISCO	03/10/10 14:30	1039.217	ISCO
11/10/09 12:00	61.862	ISCO	12/07/09 12:00	40.929	ISCO	03/10/10 17:30	886.310	ISCO
11/10/09 13:13	48.005	DH-48	12/08/09 11:55	95.736	GRAB	03/10/10 20:30	800.521	ISCO
11/11/09 12:00	68.379	ISCO	12/15/09 12:39	50.373	GRAB	03/10/10 23:30	662.236	ISCO
11/12/09 12:00	53.206	ISCO	12/21/09 12:20	79.671	GRAB	03/11/10 02:30	546.346	ISCO
11/13/09 12:00	66.694	ISCO	12/23/09 19:00	247.301	ISCO	03/11/10 05:30	493.900	ISCO
11/14/09 12:00	83.087	ISCO	12/23/09 22:00	336.404	ISCO	03/11/10 08:30	458.193	ISCO
11/15/09 12:00	72.633	ISCO	12/24/09 01:00	527.148	ISCO	03/11/10 10:48	432.208	DH-76
11/16/09 12:00	76.424	ISCO	12/24/09 04:00	510.176	ISCO	03/11/10 11:30	417.262	ISCO
11/17/09 00:45	120.494	ISCO	12/24/09 07:00	575.260	ISCO	03/11/10 12:00	411.931	ISCO
11/17/09 06:45	125.779	ISCO	12/24/09 08:29	535.016	DH-76	03/11/10 14:30	422.994	ISCO



**Table C9 (Continued)**

<i>Date/Time (CST)</i>	<i>SSC (mg/L)</i>	<i>Sampling Method</i>	<i>Date/Time (CST)</i>	<i>SSC (mg/L)</i>	<i>Sampling Method</i>	<i>Date/Time (CST)</i>	<i>SSC (mg/L)</i>	<i>Sampling Method</i>
03/11/10 17:30	421.606	ISCO	04/06/10 11:21	55.197	DH-48	05/07/10 20:00	723.196	ISCO
03/11/10 20:30	395.209	ISCO	04/06/10 12:00	78.270	ISCO	05/07/10 23:00	581.058	ISCO
03/11/10 23:30	360.225	ISCO	04/07/10 04:45	140.310	ISCO	05/08/10 02:00	420.930	ISCO
03/12/10 02:30	336.379	ISCO	04/07/10 10:45	807.077	ISCO	05/08/10 05:00	330.531	ISCO
03/12/10 05:30	319.842	ISCO	04/07/10 12:00	735.139	ISCO	05/08/10 08:00	282.755	ISCO
03/12/10 12:00	256.422	ISCO	04/07/10 13:45	705.495	ISCO	05/08/10 11:00	220.373	ISCO
03/13/10 01:30	519.829	ISCO	04/07/10 18:30	428.564	ISCO	05/08/10 12:00	198.297	ISCO
03/13/10 03:45	1289.016	ISCO	04/07/10 21:30	304.494	ISCO	05/08/10 14:00	179.510	ISCO
03/13/10 04:30	1892.631	ISCO	04/08/10 00:30	223.685	ISCO	05/08/10 17:00	157.689	ISCO
03/13/10 05:45	2786.156	ISCO	04/08/10 03:30	167.518	ISCO	05/08/10 20:00	143.061	ISCO
03/13/10 07:30	3917.168	ISCO	04/08/10 06:30	134.458	ISCO	05/08/10 23:00	125.350	ISCO
03/13/10 09:45	4271.173	ISCO	04/08/10 07:31	116.151	DH-76	05/09/10 02:00	118.340	ISCO
03/13/10 10:30	4266.612	ISCO	04/08/10 09:30	114.296	ISCO	05/09/10 12:00	117.007	ISCO
03/13/10 13:30	3140.363	ISCO	04/08/10 12:00	98.880	ISCO	05/10/10 12:00	137.565	ISCO
03/13/10 16:30	2293.264	ISCO	04/08/10 12:30	81.256	ISCO	05/10/10 23:30	129.374	ISCO
03/13/10 19:30	1793.591	ISCO	04/09/10 12:00	114.203	ISCO	05/11/10 02:30	1044.621	ISCO
03/13/10 22:30	1456.124	ISCO	04/10/10 12:00	81.562	ISCO	05/11/10 05:30	1489.184	ISCO
03/14/10 01:30	1205.341	ISCO	04/11/10 12:00	66.489	ISCO	05/11/10 08:19	2237.198	DH-76
03/14/10 04:30	996.126	ISCO	04/12/10 12:00	61.788	ISCO	05/11/10 09:31	2144.648	ISCO
03/14/10 07:30	849.766	ISCO	04/13/10 10:39	51.583	DIP	05/11/10 09:32	2060.874	DH-76
03/14/10 10:36	773.140	DH-76	04/13/10 12:00	31.565	ISCO	05/11/10 09:43	2039.190	DH-76
03/14/10 12:00	731.395	ISCO	04/14/10 12:00	41.150	ISCO	05/11/10 09:44	1954.480	ISCO
03/14/10 13:30	684.034	ISCO	04/15/10 12:00	36.035	ISCO	05/11/10 11:30	1462.204	ISCO
03/14/10 16:30	616.233	ISCO	04/16/10 12:00	38.000	ISCO	05/11/10 12:00	1346.532	ISCO
03/14/10 19:30	547.215	ISCO	04/17/10 12:00	34.165	ISCO	05/11/10 14:30	1074.866	ISCO
03/14/10 22:30	513.613	ISCO	04/18/10 12:00	29.866	ISCO	05/11/10 17:30	762.041	ISCO
03/15/10 01:30	469.087	ISCO	04/19/10 12:00	37.129	ISCO	05/11/10 20:30	575.367	ISCO
03/15/10 04:30	434.443	ISCO	04/20/10 12:00	22.902	ISCO	05/11/10 23:30	473.345	ISCO
03/15/10 07:30	404.873	ISCO	04/21/10 11:39	46.014	DH-48	05/12/10 02:30	384.839	ISCO
03/15/10 10:30	367.251	ISCO	04/21/10 12:00	28.483	ISCO	05/12/10 05:30	331.072	ISCO
03/15/10 12:00	369.036	ISCO	04/22/10 12:00	40.584	ISCO	05/12/10 07:49	274.380	DH-76
03/15/10 12:25	378.635	DH-76	04/23/10 12:00	44.801	ISCO	05/12/10 12:00	275.052	ISCO
03/15/10 13:30	355.324	ISCO	04/24/10 12:00	49.328	ISCO	05/13/10 03:00	985.553	ISCO
03/16/10 10:35	244.879	DH-76	04/24/10 19:00	725.832	ISCO	05/13/10 03:30	4172.206	ISCO
03/16/10 12:00	244.962	ISCO	04/25/10 01:00	781.021	ISCO	05/13/10 04:00	5690.262	ISCO
03/17/10 12:00	219.902	ISCO	04/25/10 04:00	1145.496	ISCO	05/13/10 04:30	6076.562	ISCO
03/18/10 12:00	233.767	ISCO	04/25/10 07:00	1117.876	ISCO	05/13/10 05:00	5903.496	ISCO
03/19/10 12:00	248.778	ISCO	04/25/10 10:00	839.658	ISCO	05/13/10 05:11	6065.863	DH-76
03/20/10 12:00	153.827	ISCO	04/25/10 13:00	638.670	ISCO	05/13/10 05:45	5100.520	ISCO
03/21/10 12:00	170.501	ISCO	04/25/10 16:00	554.822	ISCO	05/13/10 06:00	5111.584	ISCO
03/22/10 12:00	199.722	ISCO	04/25/10 19:00	442.359	ISCO	05/13/10 08:15	3392.739	ISCO
03/23/10 12:00	210.901	ISCO	04/25/10 20:11	398.024	DH-76	05/13/10 09:00	2785.666	ISCO
03/24/10 12:00	109.942	ISCO	04/25/10 22:00	408.755	ISCO	05/13/10 12:00	1987.505	ISCO
03/24/10 12:32	90.587	DIP	04/26/10 01:00	357.057	ISCO	05/13/10 15:00	2025.801	ISCO
03/25/10 12:00	171.668	ISCO	04/26/10 04:00	302.322	ISCO	05/13/10 18:00	1462.363	ISCO
03/26/10 12:00	138.995	ISCO	04/26/10 07:00	259.490	ISCO	05/13/10 21:00	1008.030	ISCO
03/27/10 12:00	154.065	ISCO	04/26/10 10:00	262.194	ISCO	05/14/10 03:00	638.124	ISCO
03/28/10 12:00	152.717	ISCO	04/26/10 11:37	183.764	DH-76	05/14/10 05:45	710.823	ISCO
03/29/10 12:00	106.198	ISCO	04/26/10 12:00	206.258	ISCO	05/14/10 06:00	722.576	ISCO
03/30/10 11:30	63.114	DH-48	04/26/10 15:00	221.094	ISCO	05/14/10 07:00	818.015	ISCO
03/30/10 12:00	60.187	ISCO	04/26/10 18:00	184.150	ISCO	05/14/10 08:00	887.734	ISCO
03/31/10 12:00	77.654	ISCO	04/26/10 21:00	159.089	ISCO	05/14/10 09:00	929.416	ISCO
04/01/10 12:00	65.688	ISCO	04/27/10 11:21	87.138	DH-48	05/14/10 10:25	1026.253	ISCO
04/02/10 12:00	57.404	ISCO	04/27/10 12:00	147.348	ISCO	05/14/10 10:26	932.983	DH-76
04/03/10 04:15	152.140	ISCO	04/28/10 12:00	171.735	ISCO	05/14/10 10:39	961.824	DH-76
04/03/10 07:15	245.002	ISCO	04/29/10 12:00	88.863	ISCO	05/14/10 10:40	950.443	ISCO
04/03/10 10:15	362.218	ISCO	04/30/10 12:00	94.264	ISCO	05/14/10 12:00	895.938	ISCO
04/03/10 12:00	346.833	ISCO	05/01/10 12:00	87.563	ISCO	05/14/10 13:30	883.667	ISCO
04/03/10 13:15	329.516	ISCO	05/02/10 12:00	70.655	ISCO	05/14/10 16:30	778.695	ISCO
04/03/10 16:15	280.137	ISCO	05/03/10 12:00	65.972	ISCO	05/14/10 19:30	624.692	ISCO
04/03/10 19:15	259.323	ISCO	05/04/10 11:36	77.656	DIP	05/14/10 22:30	513.525	ISCO
04/03/10 22:15	182.665	ISCO	05/05/10 12:00	45.411	ISCO	05/15/10 01:30	482.991	ISCO
04/04/10 01:15	152.534	ISCO	05/06/10 12:00	52.497	ISCO	05/15/10 12:00	596.324	ISCO
04/04/10 04:15	129.933	ISCO	05/07/10 11:00	283.965	ISCO	05/16/10 12:00	541.048	ISCO
04/04/10 07:15	113.910	ISCO	05/07/10 12:00	336.730	ISCO	05/17/10 07:15	853.997	ISCO
04/04/10 12:00	82.900	ISCO	05/07/10 14:00	498.192	ISCO	05/17/10 07:45	817.732	ISCO
04/05/10 12:00	107.533	ISCO	05/07/10 17:00	926.783	ISCO	05/17/10 10:00	1160.412	ISCO

**Table C9 (Continued)**

<i>Date/Time (CST)</i>	<i>SSC (mg/L)</i>	<i>Sampling Method</i>	<i>Date/Time (CST)</i>	<i>SSC (mg/L)</i>	<i>Sampling Method</i>	<i>Date/Time (CST)</i>	<i>SSC (mg/L)</i>	<i>Sampling Method</i>
05/17/10 10:45	1213.139	ISCO	06/09/10 12:00	251.635	ISCO	06/21/10 11:16	188.060	DH-76
05/17/10 12:00	1211.084	ISCO	06/10/10 12:00	154.944	ISCO	06/21/10 12:00	218.386	ISCO
05/18/10 12:29	246.005	DH-76	06/11/10 12:00	112.064	ISCO	06/22/10 08:30	2014.591	ISCO
05/20/10 12:00	256.233	ISCO	06/12/10 12:00	107.634	ISCO	06/22/10 09:15	2303.336	ISCO
05/21/10 12:00	533.913	ISCO	06/12/10 18:30	401.127	ISCO	06/22/10 10:30	2981.816	ISCO
05/21/10 12:30	336.146	ISCO	06/12/10 19:15	724.383	ISCO	06/22/10 11:30	2394.136	ISCO
05/21/10 15:30	1167.233	ISCO	06/12/10 22:15	2294.216	ISCO	06/22/10 12:00	2592.245	ISCO
05/21/10 18:30	1038.755	ISCO	06/13/10 04:15	809.513	ISCO	06/22/10 13:30	2649.510	ISCO
05/21/10 21:30	959.486	ISCO	06/13/10 12:00	2005.338	ISCO	06/22/10 14:30	2415.820	ISCO
05/22/10 00:30	730.883	ISCO	06/13/10 14:30	2109.096	ISCO	06/22/10 17:30	1310.656	ISCO
05/22/10 03:30	547.574	ISCO	06/13/10 15:00	2493.309	ISCO	06/22/10 20:30	839.939	ISCO
05/22/10 06:30	408.913	ISCO	06/13/10 17:15	1922.281	ISCO	06/22/10 23:30	601.839	ISCO
05/22/10 09:30	309.144	ISCO	06/13/10 18:00	1852.730	ISCO	06/23/10 01:00	536.001	ISCO
05/22/10 12:00	271.432	ISCO	06/13/10 21:00	1859.922	ISCO	06/23/10 02:00	558.913	ISCO
05/23/10 12:00	419.350	ISCO	06/14/10 00:00	1192.024	ISCO	06/23/10 02:30	591.117	ISCO
05/24/10 12:00	212.753	ISCO	06/14/10 03:00	1001.199	ISCO	06/23/10 03:45	678.583	ISCO
05/25/10 12:00	276.788	ISCO	06/14/10 06:00	858.759	ISCO	06/23/10 05:30	636.330	ISCO
05/25/10 12:47	105.013	DIP	06/14/10 07:30	1354.213	ISCO	06/23/10 08:30	514.082	ISCO
05/26/10 12:00	173.913	ISCO	06/14/10 09:00	1312.953	ISCO	06/23/10 11:30	359.692	ISCO
05/27/10 12:00	204.170	ISCO	06/14/10 12:00	1096.904	ISCO	06/23/10 12:00	340.375	ISCO
05/28/10 12:00	116.538	ISCO	06/14/10 18:00	692.435	ISCO	06/23/10 14:30	322.328	ISCO
05/29/10 12:00	93.023	ISCO	06/14/10 21:00	559.532	ISCO	06/23/10 18:15	1183.774	ISCO
05/30/10 12:00	96.704	ISCO	06/15/10 00:00	481.589	ISCO	06/23/10 18:45	2293.738	ISCO
05/31/10 12:00	82.167	ISCO	06/15/10 03:00	394.225	ISCO	06/23/10 19:15	2560.103	ISCO
06/01/10 12:00	99.301	ISCO	06/15/10 06:00	330.832	ISCO	06/23/10 20:00	2597.238	ISCO
06/01/10 23:26	47.847	DIP	06/15/10 09:00	287.255	ISCO	06/29/10 10:44	94.806	DH-76
06/02/10 05:00	669.730	ISCO	06/15/10 12:00	248.599	ISCO	06/30/10 12:00	175.974	ISCO
06/02/10 06:00	1507.067	ISCO	06/15/10 19:00	286.809	ISCO	07/01/10 12:00	130.201	ISCO
06/02/10 07:00	4986.771	ISCO	06/15/10 20:30	564.123	ISCO	07/02/10 12:00	105.512	ISCO
06/02/10 08:00	5561.993	ISCO	06/15/10 22:00	1737.857	ISCO	07/03/10 12:00	82.840	ISCO
06/02/10 10:30	3089.887	ISCO	06/16/10 01:00	1233.689	ISCO	07/04/10 12:00	91.182	ISCO
06/02/10 11:00	2886.897	ISCO	06/16/10 04:00	731.133	ISCO	07/05/10 12:00	105.110	ISCO
06/02/10 12:00	2596.332	ISCO	06/16/10 07:00	465.001	ISCO	07/06/10 12:00	65.179	ISCO
06/02/10 14:00	1829.354	ISCO	06/16/10 10:00	333.697	ISCO	07/07/10 11:36	52.657	GRAB
06/02/10 17:00	1163.225	ISCO	06/16/10 12:00	303.016	ISCO	07/07/10 12:00	57.195	ISCO
06/02/10 20:00	795.911	ISCO	06/16/10 13:00	273.345	ISCO	07/07/10 17:45	538.069	ISCO
06/02/10 22:30	795.424	ISCO	06/17/10 12:00	187.118	ISCO	07/07/10 18:30	2349.330	ISCO
06/02/10 23:00	794.923	ISCO	06/18/10 12:00	239.057	ISCO	07/07/10 19:15	3431.544	ISCO
06/03/10 01:30	727.209	ISCO	06/18/10 22:00	939.019	ISCO	07/07/10 20:15	3765.030	ISCO
06/03/10 02:00	698.473	ISCO	06/18/10 22:15	969.714	ISCO	07/07/10 20:45	3149.569	ISCO
06/03/10 05:00	547.761	ISCO	06/18/10 23:15	2716.553	ISCO	07/07/10 22:30	2289.274	ISCO
06/03/10 07:51	472.026	DH-76	06/19/10 00:00	3150.178	ISCO	07/07/10 23:45	1536.279	ISCO
06/03/10 11:00	394.884	ISCO	06/19/10 00:45	3836.032	ISCO	07/08/10 02:45	1091.837	ISCO
06/03/10 12:00	382.900	ISCO	06/19/10 01:15	3429.662	ISCO	07/08/10 04:45	1164.382	ISCO
06/03/10 14:00	340.318	ISCO	06/19/10 03:15	2307.461	ISCO	07/08/10 05:45	1165.599	ISCO
06/04/10 12:00	234.008	ISCO	06/19/10 04:15	2139.826	ISCO	07/08/10 07:15	1061.663	ISCO
06/04/10 23:00	762.197	ISCO	06/19/10 07:15	1636.053	ISCO	07/08/10 08:45	1006.143	ISCO
06/05/10 02:00	1543.716	ISCO	06/19/10 10:15	995.134	ISCO	07/08/10 10:25	662.015	DH-76
06/05/10 04:15	2276.362	ISCO	06/19/10 12:13	751.918	ISCO	07/08/10 11:45	587.038	ISCO
06/05/10 05:00	3883.320	ISCO	06/19/10 12:14	818.976	DH-76	07/08/10 12:00	568.303	ISCO
06/05/10 06:45	3679.243	ISCO	06/19/10 12:25	797.924	DH-76	07/08/10 14:45	452.668	ISCO
06/05/10 08:00	2606.047	ISCO	06/19/10 12:27	736.123	ISCO	07/08/10 17:45	366.415	ISCO
06/05/10 10:45	2702.712	ISCO	06/19/10 13:15	684.780	ISCO	07/08/10 20:45	276.610	ISCO
06/05/10 11:00	2633.323	ISCO	06/19/10 16:15	495.468	ISCO	07/08/10 23:45	232.353	ISCO
06/05/10 12:00	2144.958	ISCO	06/19/10 18:45	448.398	ISCO	07/09/10 02:45	188.422	ISCO
06/05/10 14:00	1594.378	ISCO	06/19/10 19:15	447.137	ISCO	07/09/10 05:45	179.722	ISCO
06/05/10 17:00	1119.328	ISCO	06/19/10 20:45	474.643	ISCO	07/09/10 08:45	187.473	ISCO
06/05/10 20:00	853.248	ISCO	06/19/10 22:15	495.322	ISCO	07/09/10 11:45	160.053	ISCO
06/05/10 23:00	892.701	ISCO	06/20/10 00:15	481.743	ISCO	07/09/10 12:00	131.519	ISCO
06/06/10 02:00	910.790	ISCO	06/20/10 01:15	472.658	ISCO	07/09/10 14:45	76.417	ISCO
06/06/10 05:00	1732.867	ISCO	06/20/10 04:00	508.176	ISCO	07/09/10 17:45	110.075	ISCO
06/06/10 08:00	1259.540	ISCO	06/20/10 04:15	459.725	ISCO	07/09/10 20:45	94.730	ISCO
06/06/10 11:00	849.938	ISCO	06/20/10 07:15	452.788	ISCO	07/09/10 23:45	87.474	ISCO
06/06/10 12:00	735.071	ISCO	06/20/10 07:46	408.851	DH-76	07/10/10 02:45	84.695	ISCO
06/06/10 14:00	619.718	ISCO	06/20/10 10:15	346.494	ISCO	07/10/10 05:45	90.336	ISCO
06/06/10 15:30	621.967	ISCO	06/20/10 12:00	309.368	ISCO	07/10/10 12:00	87.158	ISCO
06/08/10 12:02	248.723	DH-76	06/20/10 13:15	305.807	ISCO	07/11/10 12:00	87.554	ISCO

**Table C9 (Continued)**

<i>Date/Time (CST)</i>	<i>SSC (mg/L)</i>	<i>Sampling Method</i>	<i>Date/Time (CST)</i>	<i>SSC (mg/L)</i>	<i>Sampling Method</i>	<i>Date/Time (CST)</i>	<i>SSC (mg/L)</i>	<i>Sampling Method</i>
07/12/10 09:04	83.959	GRAB	08/21/10 12:30	184.111	ISCO	09/30/10 12:00	72.953	ISCO
07/12/10 12:00	98.387	ISCO	08/21/10 14:05	136.071	DH-76	10/01/10 12:00	50.067	ISCO
07/13/10 12:00	102.224	ISCO	08/22/10 12:00	60.516	ISCO	10/02/10 12:00	63.421	ISCO
07/14/10 12:00	71.364	ISCO	08/23/10 12:00	53.067	ISCO	10/03/10 12:00	79.545	ISCO
07/15/10 12:00	69.528	ISCO	08/24/10 06:34	62.234	GRAB	10/04/10 12:00	62.537	ISCO
07/16/10 12:00	73.718	ISCO	08/24/10 12:00	58.477	ISCO	10/05/10 11:41	80.463	GRAB
07/17/10 12:00	62.638	ISCO	08/25/10 12:00	46.710	ISCO	10/05/10 12:00	58.100	ISCO
07/18/10 12:00	59.485	ISCO	08/26/10 12:00	44.038	ISCO	10/06/10 12:00	54.057	ISCO
07/19/10 12:00	48.553	ISCO	08/27/10 12:00	91.480	ISCO	10/07/10 12:00	66.539	ISCO
07/19/10 22:00	779.493	ISCO	08/28/10 12:00	42.639	ISCO	10/08/10 12:00	78.492	ISCO
07/20/10 04:00	700.651	ISCO	08/29/10 12:00	54.557	ISCO	10/09/10 12:00	73.173	ISCO
07/20/10 07:00	877.319	ISCO	08/30/10 12:00	46.105	ISCO	10/10/10 12:00	76.708	ISCO
07/20/10 08:46	732.503	DIP	08/30/10 13:44	33.273	GRAB	10/11/10 12:00	31.771	ISCO
07/20/10 12:00	426.289	ISCO	08/31/10 12:00	46.522	ISCO	10/12/10 11:50	77.043	GRAB
07/21/10 12:00	99.320	ISCO	09/01/10 12:00	102.970	ISCO	10/12/10 12:00	63.624	ISCO
07/21/10 16:15	483.913	ISCO	09/02/10 12:00	75.007	ISCO	10/13/10 12:00	25.254	ISCO
07/21/10 17:00	4719.487	ISCO	09/02/10 21:45	109.911	ISCO	10/14/10 12:00	90.515	ISCO
07/21/10 17:45	3044.036	ISCO	09/03/10 00:45	1114.859	ISCO	10/15/10 12:00	40.289	ISCO
07/21/10 19:15	1980.548	ISCO	09/03/10 03:45	586.936	ISCO	10/16/10 12:00	50.051	ISCO
07/21/10 20:30	1214.077	ISCO	09/03/10 06:45	355.974	ISCO	10/17/10 12:00	45.620	ISCO
07/21/10 21:30	939.020	ISCO	09/03/10 09:45	208.169	ISCO	10/18/10 12:00	48.399	ISCO
07/21/10 22:15	827.733	ISCO	09/03/10 12:00	159.260	ISCO	10/19/10 12:00	103.675	ISCO
07/22/10 01:15	465.856	ISCO	09/03/10 12:45	141.411	ISCO	10/19/10 13:04	88.866	GRAB
07/22/10 04:15	321.379	ISCO	09/03/10 15:45	132.118	ISCO	10/20/10 12:00	70.133	ISCO
07/22/10 12:00	266.449	ISCO	09/03/10 18:45	112.919	ISCO	10/26/10 12:32	114.063	DH-76
07/23/10 12:00	81.163	ISCO	09/04/10 12:00	80.327	ISCO	10/26/10 15:30	79.015	ISCO
07/24/10 12:00	72.328	ISCO	09/05/10 12:00	72.772	ISCO	10/26/10 18:30	149.188	ISCO
07/25/10 12:00	88.964	ISCO	09/06/10 12:00	63.900	ISCO	10/26/10 21:30	95.156	ISCO
07/26/10 12:00	64.348	ISCO	09/07/10 12:00	59.256	ISCO	10/27/10 00:30	61.929	ISCO
07/27/10 11:29	43.539	GRAB	09/07/10 13:13	49.681	DH-48	10/27/10 09:12	46.593	DH-76
07/27/10 12:00	78.832	ISCO	09/08/10 12:00	50.275	ISCO	10/27/10 12:00	48.211	ISCO
07/28/10 12:00	52.104	ISCO	09/09/10 12:00	44.878	ISCO	10/28/10 12:00	29.366	ISCO
07/29/10 12:00	65.058	ISCO	09/10/10 12:00	40.798	ISCO	10/29/10 12:00	16.824	ISCO
07/30/10 12:00	62.513	ISCO	09/11/10 12:00	59.071	ISCO	10/30/10 12:00	46.375	ISCO
07/31/10 12:00	52.916	ISCO	09/12/10 12:00	30.901	ISCO	10/31/10 12:00	88.735	ISCO
08/01/10 12:00	43.168	ISCO	09/13/10 12:00	42.419	ISCO	11/01/10 12:00	55.803	ISCO
08/02/10 12:00	42.703	ISCO	09/14/10 07:57	58.547	GRAB	11/02/10 11:53	48.767	GRAB
08/03/10 11:16	43.594	GRAB	09/14/10 12:00	40.418	ISCO	11/02/10 12:00	70.309	ISCO
08/03/10 12:00	67.416	ISCO	09/15/10 12:00	58.541	ISCO	11/03/10 12:00	77.417	ISCO
08/04/10 12:00	40.416	ISCO	09/16/10 12:00	49.696	ISCO	11/04/10 12:00	64.228	ISCO
08/05/10 12:00	38.166	ISCO	09/17/10 12:00	42.218	ISCO	11/05/10 12:00	78.250	ISCO
08/06/10 12:00	44.102	ISCO	09/18/10 12:00	42.294	ISCO	11/06/10 12:00	92.188	ISCO
08/07/10 12:00	35.087	ISCO	09/19/10 04:30	469.562	ISCO	11/07/10 12:00	72.781	ISCO
08/08/10 12:00	24.430	ISCO	09/19/10 07:30	609.237	ISCO	11/08/10 12:00	83.474	ISCO
08/09/10 12:00	28.467	ISCO	09/19/10 10:30	322.093	ISCO	11/09/10 12:00	96.133	ISCO
08/10/10 11:57	51.822	GRAB	09/19/10 12:00	507.223	ISCO	11/09/10 12:29	113.705	GRAB
08/10/10 12:00	44.428	ISCO	09/19/10 13:30	449.612	ISCO	11/10/10 12:00	97.048	ISCO
08/11/10 12:00	131.054	ISCO	09/19/10 16:30	339.304	ISCO	11/11/10 12:00	90.136	ISCO
08/12/10 12:00	65.438	ISCO	09/19/10 19:30	298.104	ISCO	11/12/10 12:00	74.064	ISCO
08/13/10 12:00	50.165	ISCO	09/19/10 22:30	258.972	ISCO	11/13/10 12:00	81.412	ISCO
08/14/10 12:00	146.363	ISCO	09/20/10 01:30	224.308	ISCO	11/14/10 12:00	56.838	ISCO
08/15/10 12:00	207.239	ISCO	09/20/10 04:30	181.632	ISCO	11/15/10 12:00	78.040	ISCO
08/16/10 12:00	121.794	ISCO	09/20/10 07:30	151.103	ISCO	11/16/10 12:00	90.302	GRAB
08/17/10 09:19	29.138	GRAB	09/20/10 10:30	112.596	ISCO	11/17/10 12:00	87.736	ISCO
08/17/10 12:00	38.899	ISCO	09/20/10 12:00	109.219	ISCO	11/18/10 12:00	81.298	ISCO
08/18/10 12:00	59.435	ISCO	09/20/10 13:30	91.824	ISCO	11/19/10 12:00	94.058	ISCO
08/19/10 12:00	33.242	ISCO	09/21/10 11:25	47.995	GRAB	11/20/10 12:00	74.254	ISCO
08/20/10 12:00	24.103	ISCO	09/21/10 12:00	54.637	ISCO	11/21/10 12:00	89.890	ISCO
08/20/10 15:30	49.627	ISCO	09/22/10 12:00	67.758	ISCO	11/22/10 11:22	102.916	GRAB
08/20/10 18:30	935.278	ISCO	09/23/10 12:00	58.029	ISCO	11/22/10 12:00	66.158	ISCO
08/20/10 18:51	1086.160	DH-76	09/24/10 12:00	48.449	ISCO	11/23/10 12:00	69.664	ISCO
08/20/10 21:30	752.456	ISCO	09/25/10 12:00	44.127	ISCO	11/25/10 12:00	62.974	ISCO
08/21/10 00:30	468.300	ISCO	09/26/10 12:00	68.804	ISCO	11/27/10 12:00	79.817	ISCO
08/21/10 03:30	275.741	ISCO	09/27/10 12:00	46.735	ISCO	11/28/10 12:00	57.402	ISCO
08/21/10 06:30	173.480	ISCO	09/28/10 11:52	38.425	GRAB	11/29/10 12:00	67.147	ISCO
08/21/10 09:30	174.048	ISCO	09/28/10 12:00	38.964	ISCO	11/29/10 12:25	111.417	GRAB
08/21/10 12:00	190.389	ISCO	09/29/10 12:00	49.461	ISCO	11/30/10 12:00	111.641	ISCO

**Table C9 (Continued)**

<i>Date/Time (CST)</i>	<i>SSC (mg/L)</i>	<i>Sampling Method</i>	<i>Date/Time (CST)</i>	<i>SSC (mg/L)</i>	<i>Sampling Method</i>	<i>Date/Time (CST)</i>	<i>SSC (mg/L)</i>	<i>Sampling Method</i>
12/07/10 12:23	98.865	GRAB	03/22/11 10:46	86.903	GRAB	04/26/11 12:00	238.759	ISCO
12/14/10 13:46	98.497	GRAB	03/22/11 12:00	72.695	ISCO	04/26/11 15:00	236.033	ISCO
12/21/10 10:47	120.984	GRAB	03/23/11 12:00	86.581	ISCO	04/26/11 20:00	201.057	ISCO
12/28/10 13:21	96.452	GRAB	03/24/11 12:00	57.109	ISCO	04/27/11 01:00	197.945	ISCO
12/31/10 15:47	401.071	DH-76	03/25/11 12:00	60.302	ISCO	04/27/11 12:00	201.608	ISCO
12/31/10 16:00	572.715	ISCO	03/26/11 12:00	57.240	ISCO	04/28/11 12:00	168.417	ISCO
12/31/10 19:00	655.850	ISCO	03/27/11 12:00	50.559	ISCO	04/29/11 12:00	164.554	ISCO
12/31/10 22:00	413.434	ISCO	03/28/11 12:00	25.278	ISCO	04/30/11 12:00	137.855	ISCO
01/01/11 01:00	410.611	ISCO	03/29/11 12:00	61.065	ISCO	05/01/11 12:00	129.494	ISCO
01/01/11 04:00	347.139	ISCO	03/29/11 12:49	73.592	GRAB	05/02/11 12:00	144.727	ISCO
01/04/11 13:22	95.796	GRAB	03/30/11 12:00	51.302	ISCO	05/03/11 12:00	245.051	ISCO
01/11/11 08:41	123.860	GRAB	03/31/11 12:00	64.620	ISCO	05/03/11 12:34	194.212	DH-76
01/19/11 10:52	106.839	GRAB	04/01/11 12:00	58.270	ISCO	05/04/11 12:00	62.677	ISCO
01/24/11 15:55	110.779	GRAB	04/02/11 12:00	28.239	ISCO	05/05/11 12:00	74.492	ISCO
01/31/11 11:45	98.932	GRAB	04/03/11 12:00	44.461	ISCO	05/06/11 12:00	97.449	ISCO
02/09/11 13:11	102.812	GRAB	04/04/11 12:00	35.001	ISCO	05/07/11 12:00	87.853	ISCO
02/15/11 13:18	139.600	DIP	04/05/11 11:48	48.326	GRAB	05/08/11 12:00	48.325	ISCO
02/17/11 13:21	657.500	DH-76	04/06/11 12:00	58.479	ISCO	05/09/11 12:00	47.388	ISCO
02/17/11 13:45	623.535	ISCO	04/07/11 12:00	53.037	ISCO	05/10/11 11:54	80.995	GRAB
02/18/11 00:30	1288.749	ISCO	04/08/11 12:00	51.812	ISCO	05/10/11 12:00	114.248	ISCO
02/18/11 01:45	1246.524	ISCO	04/09/11 12:00	46.855	ISCO	05/11/11 12:00	65.159	ISCO
02/18/11 04:30	1090.696	ISCO	04/10/11 12:00	27.399	ISCO	05/12/11 12:00	74.980	ISCO
02/18/11 04:45	1080.874	ISCO	04/11/11 12:00	34.170	ISCO	05/13/11 12:00	66.354	ISCO
02/18/11 11:30	687.826	ISCO	04/12/11 12:59	29.914	GRAB	05/14/11 12:00	99.604	ISCO
02/18/11 12:00	656.601	ISCO	04/13/11 12:00	48.503	ISCO	05/14/11 19:45	213.187	ISCO
02/19/11 12:00	202.916	ISCO	04/14/11 12:00	46.711	ISCO	05/15/11 00:45	283.440	ISCO
02/20/11 09:30	1163.992	ISCO	04/15/11 12:00	37.495	ISCO	05/15/11 05:45	214.409	ISCO
02/20/11 12:00	1074.804	ISCO	04/16/11 12:00	30.301	ISCO	05/15/11 10:45	222.038	ISCO
02/21/11 12:00	584.111	ISCO	04/17/11 12:00	21.611	ISCO	05/15/11 12:00	225.895	ISCO
02/21/11 15:31	235.661	DH-76	04/18/11 12:00	35.736	ISCO	05/15/11 15:45	212.831	ISCO
02/22/11 12:00	155.918	ISCO	04/19/11 09:45	191.268	ISCO	05/15/11 20:45	188.284	ISCO
02/22/11 13:05	124.108	DH-76	04/19/11 11:01	321.668	DH-76	05/16/11 01:45	147.061	ISCO
02/23/11 12:00	110.384	ISCO	04/19/11 12:00	442.288	ISCO	05/16/11 06:45	127.345	ISCO
02/24/11 12:00	83.451	ISCO	04/19/11 16:00	1280.024	ISCO	05/16/11 11:45	108.684	ISCO
02/25/11 12:00	79.220	ISCO	04/20/11 02:00	1377.186	ISCO	05/16/11 12:00	101.720	ISCO
02/26/11 12:00	73.440	ISCO	04/20/11 07:00	807.888	ISCO	05/17/11 12:00	94.798	ISCO
02/27/11 12:00	79.807	ISCO	04/20/11 08:56	574.379	DH-76	05/17/11 12:38	113.167	GRAB
02/28/11 12:00	353.859	ISCO	04/20/11 12:00	378.453	ISCO	05/18/11 12:00	98.313	ISCO
02/28/11 14:16	290.094	DH-76	04/20/11 12:15	349.533	ISCO	05/19/11 12:00	74.951	ISCO
02/28/11 14:30	286.688	ISCO	04/20/11 17:15	269.548	ISCO	05/20/11 12:00	85.042	ISCO
02/28/11 17:30	230.323	ISCO	04/20/11 22:15	163.287	ISCO	05/21/11 12:00	65.276	ISCO
02/28/11 20:30	176.865	ISCO	04/21/11 03:15	132.569	ISCO	05/22/11 12:00	64.841	ISCO
02/28/11 23:30	139.115	ISCO	04/21/11 08:15	124.856	ISCO	05/23/11 12:00	76.498	ISCO
03/01/11 02:30	121.931	ISCO	04/21/11 11:16	84.641	DH-76	05/24/11 10:51	107.693	DH-48
03/01/11 12:00	83.286	ISCO	04/21/11 12:00	91.889	ISCO	05/24/11 12:00	49.975	ISCO
03/01/11 14:34	79.607	DH-76	04/22/11 00:15	130.189	ISCO	05/25/11 05:00	340.488	ISCO
03/02/11 12:00	55.777	ISCO	04/22/11 05:15	433.121	ISCO	05/25/11 05:45	3996.386	ISCO
03/03/11 12:00	80.559	ISCO	04/22/11 10:15	519.086	ISCO	05/25/11 07:45	3488.251	ISCO
03/04/11 12:00	61.161	ISCO	04/22/11 12:00	1412.253	ISCO	05/25/11 08:14	3227.539	DH-76
03/05/11 12:00	73.971	ISCO	04/22/11 15:15	1995.142	ISCO	05/25/11 10:00	2692.311	ISCO
03/06/11 12:00	35.384	ISCO	04/22/11 16:56	2292.087	DH-76	05/25/11 12:00	1808.473	ISCO
03/07/11 12:00	53.712	ISCO	04/22/11 20:15	1704.107	ISCO	05/25/11 15:00	2753.964	ISCO
03/07/11 14:34	85.560	GRAB	04/23/11 01:15	962.996	ISCO	05/25/11 20:00	2003.504	ISCO
03/08/11 12:00	66.796	ISCO	04/23/11 06:15	576.055	ISCO	05/26/11 03:45	1759.102	ISCO
03/09/11 12:00	45.218	ISCO	04/23/11 11:15	425.117	ISCO	05/26/11 05:00	1654.631	ISCO
03/10/11 12:00	69.225	ISCO	04/23/11 12:00	394.437	ISCO	05/26/11 06:00	1875.963	ISCO
03/11/11 12:00	62.083	ISCO	04/23/11 16:15	412.266	ISCO	05/26/11 07:30	2293.692	ISCO
03/12/11 12:00	65.916	ISCO	04/23/11 21:15	331.243	ISCO	05/26/11 11:00	1783.367	ISCO
03/13/11 12:00	72.708	ISCO	04/24/11 02:15	213.050	ISCO	05/26/11 12:00	1864.683	ISCO
03/14/11 12:00	60.710	ISCO	04/24/11 07:15	250.489	ISCO	05/26/11 16:00	1400.943	ISCO
03/15/11 12:10	101.717	GRAB	04/24/11 12:00	208.506	ISCO	05/26/11 17:54	1227.199	DH-76
03/16/11 12:00	78.153	ISCO	04/24/11 12:15	183.917	ISCO	05/26/11 18:30	1095.960	ISCO
03/17/11 12:00	85.271	ISCO	04/24/11 17:15	187.363	ISCO	05/26/11 20:30	933.595	ISCO
03/18/11 12:00	74.555	ISCO	04/25/11 11:51	152.858	DH-76	05/26/11 21:00	908.207	ISCO
03/19/11 12:00	89.530	ISCO	04/25/11 12:00	142.324	ISCO	05/27/11 00:00	764.153	ISCO
03/20/11 12:00	76.121	ISCO	04/26/11 05:00	188.424	ISCO	05/27/11 02:00	665.440	ISCO
03/21/11 12:00	60.538	ISCO	04/26/11 10:00	241.510	ISCO	05/27/11 07:00	552.527	ISCO

**Table C9 (Concluded)**

<i>Date/Time (CST)</i>	<i>SSC (mg/L)</i>	<i>Sampling Method</i>	<i>Date/Time (CST)</i>	<i>SSC (mg/L)</i>	<i>Sampling Method</i>	<i>Date/Time (CST)</i>	<i>SSC (mg/L)</i>	<i>Sampling Method</i>
05/27/11 09:06	422.990	DH-76	06/18/11 12:00	270.993	ISCO	08/09/11 11:10	25.359	GRAB
05/27/11 12:00	400.205	ISCO	06/19/11 12:00	245.172	ISCO	08/09/11 12:00	71.939	ISCO
05/28/11 12:00	362.492	ISCO	06/20/11 05:00	1126.012	ISCO	08/15/11 13:29	15.495	GRAB
05/29/11 12:00	420.169	ISCO	06/20/11 10:00	808.641	ISCO	08/16/11 12:00	134.907	ISCO
05/29/11 19:00	667.813	ISCO	06/20/11 12:00	732.004	ISCO	08/17/11 12:00	121.308	ISCO
05/30/11 00:00	1347.785	ISCO	06/20/11 14:12	709.418	DH-76	08/18/11 12:00	88.610	ISCO
05/30/11 05:00	1217.448	ISCO	06/20/11 14:15	693.019	ISCO	08/19/11 12:00	68.789	ISCO
05/30/11 10:00	587.766	ISCO	06/20/11 19:15	827.830	ISCO	08/20/11 12:00	114.863	ISCO
05/30/11 12:00	445.076	ISCO	06/21/11 00:15	742.049	ISCO	08/21/11 12:00	90.991	ISCO
05/31/11 11:51	193.522	DH-76	06/21/11 05:15	521.916	ISCO	08/22/11 12:26	49.483	GRAB
06/01/11 12:00	292.937	ISCO	06/21/11 10:15	319.162	ISCO	08/23/11 12:00	77.574	ISCO
06/02/11 15:45	317.432	ISCO	06/21/11 12:11	266.846	DH-76	08/24/11 12:00	52.936	ISCO
06/02/11 18:30	662.354	ISCO	06/21/11 15:15	164.543	ISCO	08/25/11 12:00	123.132	ISCO
06/02/11 20:45	1286.007	ISCO	06/22/11 12:00	172.764	ISCO	08/26/11 12:00	105.451	ISCO
06/03/11 01:45	1088.865	ISCO	06/23/11 12:00	177.170	ISCO	08/27/11 12:00	78.106	ISCO
06/03/11 06:45	597.240	ISCO	06/27/11 10:41	1114.938	DH-76	08/28/11 12:00	101.171	ISCO
06/03/11 11:45	506.951	ISCO	06/27/11 12:00	901.953	ISCO	08/29/11 12:00	99.344	ISCO
06/03/11 12:00	474.597	ISCO	06/27/11 13:30	788.116	ISCO	08/30/11 12:00	113.792	ISCO
06/03/11 16:45	465.620	ISCO	06/27/11 18:30	550.045	ISCO	08/30/11 12:43	33.954	GRAB
06/03/11 21:45	325.613	ISCO	06/27/11 21:45	576.082	ISCO	08/31/11 12:00	56.338	ISCO
06/04/11 02:45	336.006	ISCO	06/27/11 23:30	526.248	ISCO	09/01/11 12:00	66.976	ISCO
06/04/11 07:45	259.679	ISCO	06/28/11 01:45	459.044	ISCO	09/02/11 12:00	63.298	ISCO
06/04/11 12:00	219.309	ISCO	06/28/11 03:45	521.977	ISCO	09/03/11 12:00	51.365	ISCO
06/04/11 12:45	215.130	ISCO	06/28/11 04:30	522.191	ISCO	09/04/11 12:00	158.141	ISCO
06/04/11 17:45	208.967	ISCO	06/28/11 09:30	428.458	ISCO	09/05/11 12:00	116.047	ISCO
06/04/11 22:45	184.606	ISCO	06/28/11 13:19	378.098	DH-76	09/06/11 11:23	25.906	GRAB
06/05/11 12:00	249.375	ISCO	06/29/11 12:00	181.616	ISCO	09/06/11 12:00	48.077	ISCO
06/05/11 15:00	221.840	ISCO	06/30/11 12:00	138.676	ISCO	09/07/11 12:00	96.779	ISCO
06/05/11 15:01	206.519	DH-76	07/01/11 12:00	124.708	ISCO	09/08/11 12:00	60.197	ISCO
06/05/11 15:16	205.788	DH-76	07/03/11 12:00	114.267	ISCO	09/09/11 12:00	61.263	ISCO
06/05/11 15:17	216.657	ISCO	07/04/11 12:00	95.991	ISCO	09/10/11 12:00	35.284	ISCO
06/06/11 12:00	229.392	ISCO	07/05/11 12:00	73.250	ISCO	09/11/11 12:00	67.481	ISCO
06/06/11 15:06	175.065	DH-76	07/05/11 12:29	72.876	GRAB	09/12/11 12:00	70.404	ISCO
06/07/11 12:00	270.362	ISCO	07/06/11 12:00	78.810	ISCO	09/13/11 11:22	28.782	GRAB
06/07/11 12:42	156.888	DH-76	07/07/11 12:00	41.608	ISCO	09/13/11 12:00	36.738	ISCO
06/08/11 12:00	171.293	ISCO	07/08/11 12:00	103.257	ISCO	09/14/11 12:00	76.382	ISCO
06/09/11 12:00	178.956	ISCO	07/09/11 12:00	108.407	ISCO	09/15/11 12:00	59.933	ISCO
06/10/11 12:00	230.149	ISCO	07/10/11 12:00	78.694	ISCO	09/16/11 12:00	33.978	ISCO
06/11/11 12:00	144.743	ISCO	07/11/11 08:30	65.117	ISCO	09/17/11 12:00	53.319	ISCO
06/12/11 12:00	107.754	ISCO	07/12/11 12:22	46.616	GRAB	09/18/11 12:00	33.454	ISCO
06/13/11 12:00	122.633	ISCO	07/13/11 12:00	43.776	ISCO	09/19/11 12:00	43.207	ISCO
06/14/11 15:09	191.524	DH-76	07/14/11 12:00	115.322	ISCO	09/20/11 11:52	21.149	DIP
06/15/11 00:30	325.404	ISCO	07/15/11 12:00	36.778	ISCO	09/20/11 12:00	32.044	ISCO
06/15/11 01:15	3938.195	ISCO	07/19/11 12:48	20.988	GRAB	09/21/11 12:00	42.080	ISCO
06/15/11 02:45	4500.329	ISCO	07/21/11 12:00	110.112	ISCO	09/22/11 12:00	43.014	ISCO
06/15/11 04:00	3982.965	ISCO	07/22/11 12:00	87.017	ISCO	09/23/11 12:00	51.662	ISCO
06/15/11 05:15	3072.333	ISCO	07/23/11 12:00	249.002	ISCO	09/24/11 12:00	66.105	ISCO
06/15/11 05:30	3160.540	ISCO	07/24/11 12:00	280.020	ISCO	09/25/11 12:00	78.963	ISCO
06/15/11 10:30	2157.358	ISCO	07/25/11 12:00	401.754	ISCO	09/26/11 12:00	64.400	ISCO
06/15/11 11:25	2022.665	DH-76	07/26/11 12:00	233.188	ISCO	09/27/11 12:00	64.482	ISCO
06/15/11 12:00	1738.860	ISCO	07/27/11 12:00	289.563	ISCO	09/27/11 12:51	29.256	GRAB
06/15/11 15:30	1080.213	ISCO	07/28/11 12:00	189.223	ISCO	09/28/11 12:00	76.152	ISCO
06/15/11 18:15	826.605	ISCO	07/29/11 12:00	185.528	ISCO	09/29/11 12:00	78.494	ISCO
06/15/11 19:45	802.210	ISCO	07/29/11 12:15	98.517	ISCO	09/30/11 12:00	61.534	ISCO
06/15/11 20:12	863.583	DH-76	07/29/11 17:15	793.813	ISCO			
06/15/11 20:30	814.206	ISCO	07/29/11 22:15	621.442	ISCO			
06/15/11 22:30	784.422	ISCO	07/30/11 03:15	348.992	ISCO			
06/16/11 01:30	687.466	ISCO	07/30/11 12:00	254.075	ISCO			
06/16/11 06:30	627.019	ISCO	07/31/11 12:00	179.781	ISCO			
06/16/11 07:23	459.547	DH-76	08/01/11 12:40	48.197	GRAB			
06/16/11 12:00	372.980	ISCO	08/02/11 12:00	136.904	ISCO			
06/16/11 12:30	351.520	ISCO	08/03/11 12:00	124.465	ISCO			
06/16/11 17:30	342.031	ISCO	08/04/11 12:00	136.090	ISCO			
06/16/11 22:30	277.975	ISCO	08/05/11 12:00	87.647	ISCO			
06/17/11 03:30	262.439	ISCO	08/06/11 12:00	152.137	ISCO			
06/17/11 08:30	232.217	ISCO	08/07/11 12:00	172.381	ISCO			
06/17/11 12:00	245.741	ISCO	08/08/11 13:30	50.787	ISCO			

**Table D1. Nitrogen Concentrations for Panther Creek (Station 201)**

<i>Date/Time (CST)</i>	<i>NO<sub>3</sub>-N (mg/L)</i>	<i>NH<sub>4</sub>-N (mg/L)</i>	<i>NO<sub>2</sub>-N (mg/L)</i>	<i>TKN (mg/L)</i>
10/22/99 09:16		0.07		
10/22/99 09:34	0.17 *			
11/10/99 10:36		< 0.04		
11/10/99 10:42	< 0.13			
12/02/99 07:25		< 0.04		
12/02/99 07:30	< 0.13			
12/14/99 14:59	< 0.13	< 0.04		
12/27/99 12:29	< 0.13	< 0.04		
01/12/00 11:57	< 0.13	< 0.04		
01/25/00 11:00	< 0.13	< 0.04		
02/08/00 11:11	< 0.13	< 0.04		
02/22/00 11:06	0.28	< 0.07 *		
03/07/00 08:53	< 0.06 *	< 0.07		
03/14/00 11:07	< 0.06 *	< 0.07		
03/22/00 11:49	< 0.06	< 0.07		
03/28/00 10:35	< 0.06 *	< 0.07	< 0.05	0.49
04/04/00 11:00	< 0.06	< 0.07		
04/11/00 11:42	< 0.06	< 0.07		
04/18/00 11:53	< 0.06	< 0.07		
04/25/00 11:12	< 0.06	< 0.07	< 0.05	< 0.12
05/02/00 11:45	< 0.06	< 0.07		
05/10/00 10:14	< 0.06	0.07		
05/16/00 09:04	< 0.06	0.07		
05/23/00 08:20	< 0.06	< 0.07	< 0.05	0.61
05/27/00 09:13	2.19 *	0.34	0.05 *	5.51
05/30/00 11:17	4.86	0.29		
06/06/00 10:58	0.98	< 0.07		
06/14/00 09:24	7.39	0.12		
06/20/00 10:39	6.98	0.08		
06/20/00 22:59	1.09	0.16	0.05 *	4.81
06/26/00 06:27	9.61	< 0.07	< 0.05 *	1.15
07/05/00 12:25	1.99	< 0.07	< 0.05	3.72
07/11/00 07:00	1.89	0.21	< 0.05	4.56
07/18/00 11:15	10.43	< 0.07		
07/25/00 10:11	8.36	< 0.07	< 0.05	0.42
08/01/00 10:30	3.94	< 0.07		
08/08/00 10:11	1.27	0.08		
08/15/00 10:12	0.13	0.07		
08/22/00 10:13	< 0.06	< 0.07		
08/30/00 13:54	< 0.06	< 0.07	< 0.05	0.50
09/05/00 11:13	< 0.06	< 0.07		
09/12/00 09:35	< 0.06 *	< 0.07		
09/19/00 07:54	< 0.06	< 0.07		
09/26/00 10:18	< 0.06	< 0.07	< 0.05	0.78
10/03/00 09:37	< 0.06	0.07		
10/10/00 13:21	< 0.06	< 0.07		
10/18/00 11:15	0.75	0.09		
10/24/00 10:23	4.10	0.04	0.19	0.65
10/31/00 09:51	0.28	< 0.03		
11/06/00 11:09	0.55	< 0.03		
11/14/00 13:42	11.29	< 0.03		
11/20/00 10:36	10.33	< 0.03		
11/20/00 10:37	10.36	0.03		
11/28/00 11:53	7.95	0.03	0.04	0.37
12/05/00 09:46	7.72	< 0.03		
12/12/00 13:50	6.77	< 0.03 *		
12/19/00 10:30	9.11	< 0.03	0.04	0.20
12/26/00 11:42	8.03	0.05		
01/02/01 11:40	6.87	0.08		
01/09/01 10:35	6.44	< 0.03		
01/16/01 11:05	7.91	0.07	0.03	0.53
01/23/01 09:55	9.81	< 0.07		
01/29/01 16:42	1.60	0.50	0.02 *	3.35
01/29/01 19:20	1.69	0.52	0.02 *	3.54
01/30/01 10:50	5.84	0.36	0.03	3.17
02/06/01 12:15	11.47	< 0.07		
02/13/01 10:36	11.33	< 0.07		

**Table D1. (Continued)**

<i>Date/Time (CST)</i>	<i>NO<sub>3</sub>-N (mg/L)</i>	<i>NH<sub>4</sub>-N (mg/L)</i>	<i>NO<sub>2</sub>-N (mg/L)</i>	<i>TKN (mg/L)</i>
02/20/01 11:25	11.58	< 0.07	< 0.02 *	< 0.14
02/27/01 10:05	11.05	0.09		
03/06/01 11:10	11.96	< 0.07		
03/13/01 09:45	9.93	< 0.07		
03/20/01 10:10	10.66	< 0.07	< 0.02	< 0.14
03/26/01 10:41	10.07	< 0.07		
04/03/01 09:45	8.27	0.08		
04/10/01 09:05	5.92	< 0.07		
04/17/01 11:48	8.96	< 0.07	0.03	< 0.14
04/24/01 10:46	7.48	< 0.07		
05/01/01 10:36	6.70	< 0.07		
05/08/01 10:50	6.99	< 0.07		
05/15/01 11:43	6.17	0.12	0.17	0.81
05/22/01 13:06	10.28	0.08		
05/30/01 13:21	9.38	< 0.07		
06/05/01 06:47	13.00	0.14		
06/06/01 09:16	3.58	0.63	0.02	5.53
06/06/01 13:25	5.89	0.32	0.03	3.18
06/12/01 13:05	13.94	0.10		
06/19/01 08:30	13.13	< 0.07		
06/26/01 10:14	11.12	< 0.07	0.05	0.47
07/02/01 09:30	9.14	< 0.07		
07/10/01 14:59	4.46	< 0.07		
07/17/01 14:48	0.77	< 0.07		
07/24/01 09:30	0.09	< 0.07	< 0.02	1.22
07/31/01 11:40	< 0.06	0.09		
08/07/01 11:10	< 0.06	1.04		
08/14/01 10:56	< 0.06	0.16		
08/21/01 08:11	< 0.06	0.11	< 0.02	0.68
08/28/01 10:27	0.06	0.09		
09/04/01 11:14	< 0.06	< 0.08		
09/11/01 11:19	< 0.06	0.12		
09/18/01 10:05	< 0.06	0.15	< 0.02	0.49
09/25/01 10:10	< 0.06	< 0.08		
10/02/01 11:11	< 0.06	0.08		
10/09/01 10:04	< 0.06	< 0.08		
10/16/01 09:37	0.11	0.74	< 0.02	1.02
10/23/01 08:20	< 0.06	< 0.08		
10/30/01 10:46	< 0.06	< 0.08		
11/06/01 10:24	< 0.06	< 0.08		
11/13/01 14:27	< 0.06	< 0.08	< 0.02	0.51
11/20/01 14:01	< 0.06	< 0.08		
11/27/01 11:55	< 0.06	< 0.08		
12/04/01 11:20	< 0.06	< 0.08		
12/11/01 11:02	< 0.06	< 0.08		
12/19/01 11:04	4.70	< 0.08	0.05	0.49
12/26/01 11:20	8.21	< 0.08		
01/02/02 10:45	9.49	< 0.08		
01/08/02 10:41	6.10	< 0.08		
01/15/02 09:00	4.50	< 0.08		
01/22/02 13:41	4.46	< 0.08	< 0.02	0.39
01/29/02 07:50	2.70	< 0.08		
02/05/02 08:55	13.56	0.05		
02/13/02 13:21	10.80	< 0.03		
02/19/02 13:21	8.53	0.05	< 0.02	0.54
02/26/02 09:50	9.53	< 0.03		
03/05/02 10:18	11.16	< 0.03		
03/12/02 09:43	10.05	< 0.03		
03/19/02 09:59	8.37	0.06	0.03	0.36
03/26/02 09:08	8.04	< 0.03		
04/02/02 09:05	6.84	< 0.03		
04/09/02 10:50	9.30	0.04		
04/16/02 11:26	6.94	< 0.03		
04/21/02 17:30	10.32 *	0.16	0.05 *	1.85
04/22/02 13:15	12.58	0.06	0.03	< 0.27
04/23/02 10:33	12.37	< 0.03	0.03	< 0.27
04/24/02 15:15	4.38	0.34	0.05	14.49

**Table D1. (Continued)**

<i>Date/Time (CST)</i>	<i>NO<sub>3</sub>-N (mg/L)</i>	<i>NH<sub>4</sub>-N (mg/L)</i>	<i>NO<sub>2</sub>-N (mg/L)</i>	<i>TKN (mg/L)</i>
04/24/02 20:30	3.50	0.31	0.04	8.81
04/24/02 21:50	4.37	0.27	0.03	6.79
04/25/02 02:40	6.88	0.21	0.04	3.19
04/30/02 10:30	10.49	0.06	0.02	0.60
05/07/02 04:30	3.49	0.28	0.03	8.05
05/07/02 09:32	4.75	0.19	0.04	4.11
05/12/02 08:00	1.18 *	0.09	0.01 *	7.09
05/13/02 10:22	7.19 *	0.06	0.02	1.20
05/14/02 11:59	9.11	0.19	0.01	0.55
05/21/02 11:30	11.19	0.04	0.02	0.84
05/28/02 11:51	10.82	0.05		
06/04/02 10:03	12.38	0.04		
06/11/02 12:36	8.34	0.07		
06/18/02 08:53	13.77	< 0.03	0.04	0.39
06/25/02 10:00	12.28	0.03		
07/01/02 10:04	10.49	0.03		
07/09/02 10:41	7.19	< 0.03		
07/15/02 12:24	3.84	< 0.03		
07/23/02 11:06	1.46	0.25	0.05	2.61
07/26/02 06:15	1.00	0.11	0.02 *	5.72
07/26/02 11:47	1.53	0.12	0.03 *	3.61
07/30/02 10:23	1.82	0.03	0.01	0.39
08/06/02 09:11	0.09	< 0.03		
08/12/02 09:30	< 0.06	< 0.03		
08/20/02 08:16	0.68	0.09	0.02 *	1.38
08/27/02 08:45	0.13	0.04		
09/03/02 09:54	< 0.06	< 0.03		
09/10/02 07:29	< 0.06	< 0.03		
09/16/02 10:25	< 0.06	0.05	< 0.01	0.41
09/23/02 10:10	< 0.06	< 0.03		
10/01/02 08:48	< 0.06	0.07		
10/08/02 09:58	< 0.06	0.06		
10/15/02 11:14	< 0.06	0.04	< 0.01 *	0.22
10/21/02 09:45	< 0.06	< 0.03		
10/28/02 10:51	< 0.06	< 0.03		
11/06/02 11:25	< 0.06	< 0.03		
11/12/02 10:46	< 0.06	< 0.03	< 0.01	0.38
11/18/02 13:11	< 0.06	< 0.03		
11/25/02 10:51	< 0.06	< 0.03		
12/03/02 09:57	< 0.06	< 0.03		
12/10/02 09:24	< 0.06	< 0.03		
12/17/02 10:11	< 0.06	< 0.03	< 0.01	0.20
12/23/02 11:44	0.21	0.04		
12/30/02 11:27	0.12	< 0.03		
01/07/03 10:25	< 0.06	0.03	< 0.01	0.19
01/14/03 10:16	< 0.06	< 0.03		
01/21/03 11:11	0.27	< 0.03		
01/28/03 10:31	0.26	< 0.03		
02/05/03 10:43	0.91	< 0.03	0.01	0.44
02/10/03 11:29	0.38	0.08		
02/18/03 11:07	1.77	0.09		
02/25/03 10:27	2.30	< 0.03		
03/04/03 10:13	1.43	0.04		
03/10/03 10:26	1.41	< 0.03	0.02	0.28
03/18/03 09:23	< 0.06	< 0.03		
03/25/03 10:02	1.40	< 0.03		
04/01/03 10:11	1.68	< 0.03		
04/08/03 09:50	5.01	< 0.03		
04/15/03 10:40	2.66	< 0.03	0.06	0.47
04/22/03 11:13	4.37	0.06		
04/29/03 11:30	7.52	0.05		
05/06/03 10:21	10.42	0.08		
05/13/03 10:51	12.90	0.07	0.04	0.54
05/21/03 08:46	10.53	0.08		
05/27/03 09:46	9.15	0.04		
06/02/03 09:30	8.60	0.05		
06/10/03 09:41	7.16	0.10		



**Table D1. (Continued)**

<i>Date/Time (CST)</i>	<i>NO<sub>3</sub>-N (mg/L)</i>	<i>NH<sub>4</sub>-N (mg/L)</i>	<i>NO<sub>2</sub>-N (mg/L)</i>	<i>TKN (mg/L)</i>
06/11/03 08:30	4.06	0.20	0.07	3.60
06/11/03 14:21	6.87	0.15	0.08	1.57
06/17/03 10:04	11.56	0.11	0.11	0.68
06/24/03 08:31	10.60	0.09		
07/01/03 10:31	6.99	0.07		
07/08/03 08:26	5.09	0.07		
07/10/03 05:00	2.89	0.07	0.07	1.84
07/15/03 09:06	5.44	0.05	0.05	0.68
07/18/03 09:31	0.94	0.31	0.03 *	8.22
07/18/03 12:01	1.38	0.40	0.04 *	7.88
07/22/03 09:21	4.58	0.05	0.05	0.79
07/29/03 10:01	2.18	0.06		
08/05/03 08:26	0.82	0.06		
08/13/03 08:26	< 0.07	< 0.03		
08/19/03 09:45	< 0.07	< 0.03	< 0.02	1.05
08/26/03 07:26	< 0.07	0.16		
09/01/03 02:30	0.41	0.07	< 0.02 *	3.83
09/01/03 12:00	0.56	0.04	< 0.02 *	1.89
09/01/03 19:15	0.72	0.07	< 0.02 *	1.30
09/02/03 09:51	1.25	0.11	< 0.02	0.85
09/09/03 09:19	0.67	0.04	< 0.02	0.90
09/16/03 08:25	< 0.07	0.05	< 0.02	0.91
09/23/03 09:36	< 0.07	0.04		
09/30/03 08:36	< 0.07	0.04		
10/06/03 09:48	< 0.07	< 0.03		
10/14/03 10:31	< 0.07	0.05		
10/21/03 12:30	< 0.07	< 0.03	< 0.02	0.66
10/27/03 10:46	< 0.07	0.04		
11/04/03 09:47	< 0.07	< 0.03		
11/12/03 11:44	0.40	< 0.03		
11/17/03 11:31	0.36	< 0.03	< 0.02 *	0.29
11/18/03 04:45	0.96	< 0.03	< 0.02	2.15
11/18/03 13:00	3.38	0.42	0.04	2.28
11/24/03 15:11	8.86	0.03	0.04	0.72
12/02/03 13:27	7.69	< 0.03		
12/08/03 10:36	7.47	< 0.03		
12/17/03 10:10	7.93	< 0.03	0.02	0.28
12/22/03 10:56	7.17	< 0.03		
12/29/03 11:28	8.04	< 0.03		
01/06/04 11:26	10.48	< 0.03		
01/13/04 10:29	8.41	< 0.03	0.02	0.30
01/20/04 11:20	9.16	0.03		
01/27/04 10:22	8.04	< 0.03		
02/02/04 11:31	7.00	0.04		
02/09/04 11:46	6.08	0.05		
02/17/04 11:31	6.19	0.04	0.02	0.26
02/24/04 10:31	5.28	0.03		
03/02/04 10:16	5.02	0.03		
03/09/04 11:11	8.46	< 0.03		
03/16/04 10:21	6.73	< 0.03	< 0.02	0.29
03/22/04 10:51	5.53	< 0.03		
03/29/04 11:21	8.70	0.05		
04/07/04 15:16	7.02	< 0.03		
04/13/04 10:20	6.61	< 0.03	0.03	0.31
04/20/04 10:15	4.73	0.08		
04/27/04 11:51	9.76	0.04		
05/04/04 09:36	7.33	< 0.03		
05/11/04 09:16	6.78	0.12		
05/18/04 08:31	14.76	0.10	0.09	0.54
05/25/04 00:40	2.45	0.35	0.07	11.15
05/25/04 01:50	3.59	0.40	0.04	10.37
05/25/04 04:32	< 0.07	0.31	0.06	5.99
05/25/04 14:35	10.49	0.11	0.07	1.40
06/01/04 09:56	11.50	0.07		
06/08/04 08:31	11.38	0.09		
06/15/04 11:41	3.04	0.13	0.06	3.76
06/15/04 14:00	3.50	0.10	0.05	2.44

**Table D1. (Continued)**

<i>Date/Time (CST)</i>	<i>NO<sub>3</sub>-N (mg/L)</i>	<i>NH<sub>4</sub>-N (mg/L)</i>	<i>NO<sub>2</sub>-N (mg/L)</i>	<i>TKN (mg/L)</i>
06/16/04 07:30	7.05	0.06	0.08	0.74
06/22/04 08:26	8.80	0.05	0.05	0.72
06/28/04 09:31	6.75	0.05		
07/06/04 11:56	6.66	0.04		
07/10/04 22:15	0.93	0.22	0.03 *	5.50
07/11/04 04:15	2.08	0.12	0.03	2.36
07/11/04 09:55	3.35	0.12	0.03	1.35
07/13/04 09:26	4.96	0.07	0.04	0.84
07/19/04 10:16	4.45	0.04	0.03	0.67
07/27/04 09:30	1.59	< 0.04		
08/03/04 07:51	0.74	0.09		
08/10/04 08:41	0.12	0.06		
08/17/04 08:15	< 0.07	< 0.04	< 0.01	1.03
08/24/04 08:25	0.11	< 0.04		
08/25/04 15:15	0.35	0.09	0.01	5.60
08/25/04 16:08	0.40	0.17	0.01	10.28
08/25/04 17:30	0.54	0.29	0.01	13.40
08/25/04 20:32	0.66	0.20	0.01	5.82
08/26/04 00:10	0.97	0.13	0.01	3.54
08/26/04 10:30	2.39	0.08	0.02	1.69
08/31/04 09:14	5.27	< 0.04	0.02	0.46
09/08/04 08:51	2.88	< 0.04		
09/14/04 08:03	1.91	< 0.04	0.03	0.33
09/21/04 09:31	0.38	1.27		
09/28/04 08:32	< 0.07	< 0.04		
10/05/04 09:21	< 0.07	< 0.04		
10/12/04 10:21	< 0.07	< 0.04		
10/19/04 01:30	5.77	< 0.04	0.03	1.41
10/19/04 09:41	5.72	< 0.04	0.03	1.29
10/26/04 12:36	8.31	< 0.04	0.08	< 0.29
11/03/04 11:11	9.22	< 0.04	0.02	0.83
11/08/04 10:32	9.83	< 0.06		
11/16/04 10:41	9.36	< 0.06	0.02	0.33 *
11/22/04 11:16	8.15	< 0.06		
11/30/04 11:11	8.84	0.15	0.02	0.83
12/07/04 08:20	4.33	0.06	0.02	2.06
12/07/04 12:17	4.83	0.15	0.03	2.60
12/14/04 09:51	9.29	< 0.06	0.01	0.41
12/21/04 08:25	8.73	< 0.06		
12/28/04 10:40	7.78	< 0.06		
01/04/05 09:10	8.52	< 0.06	0.01	0.77
01/11/05 09:40	9.00	< 0.06	< 0.01	0.51
01/12/05 12:00	9.10	< 0.06	0.02	0.45
01/12/05 23:30	1.72	0.15	0.03	11.18
01/13/05 13:35	4.03	0.18	0.03	3.03
01/19/05 09:10	8.83	< 0.06	< 0.01	0.37
01/25/05 09:16	8.41	< 0.06		
02/01/05 08:47	7.72	< 0.06		
02/08/05 09:11	8.51	< 0.06		
02/15/05 09:02	8.43	< 0.06	0.01	0.61
02/22/05 10:32	7.78	< 0.06		
03/01/05 09:21	6.66	< 0.06		
03/08/05 10:06	6.32	< 0.06		
03/15/05 09:48	5.77	< 0.06	0.02	0.53
03/22/05 13:08	5.03	< 0.06		
03/29/05 09:00	5.06	< 0.06		
04/05/05 09:11	4.27	< 0.06		
04/11/05 09:10	3.87	< 0.06	0.06	0.67
04/19/05 10:01	5.79	< 0.06		
04/26/05 10:06	5.36	< 0.06		
05/03/05 09:11	4.96	< 0.06		
05/10/05 10:21	3.66	0.07		
05/17/05 08:19	4.35	0.08	0.12	0.45
05/24/05 07:56	4.38	0.11		
05/31/05 09:31	4.46	0.09		
06/07/05 08:46	3.23	0.10		
06/14/05 08:10	3.04	0.08	0.08	0.63

**Table D1. (Continued)**

<i>Date/Time (CST)</i>	<i>NO<sub>3</sub>-N (mg/L)</i>	<i>NH<sub>4</sub>-N (mg/L)</i>	<i>NO<sub>2</sub>-N (mg/L)</i>	<i>TKN (mg/L)</i>
06/21/05 08:19	1.91	< 0.06		
06/28/05 08:11	0.09	< 0.06		
07/05/05 09:36	< 0.07	< 0.06		
07/12/05 07:46	< 0.07	< 0.06	< 0.01	0.65
07/19/05 09:01	< 0.07	0.12		
07/26/05 08:36	< 0.07	0.15		
08/02/05 08:56	< 0.07	< 0.06		
08/09/05 08:39	< 0.07	0.18		
08/16/05 10:08	< 0.07	0.14	< 0.01	0.48
08/23/05 10:49	< 0.07	< 0.06		
08/30/05 09:55	< 0.07	< 0.06		
09/06/05 10:26	< 0.07	< 0.06		
09/13/05 10:13	< 0.07	< 0.06	< 0.01	0.88
09/20/05 10:26	0.75	< 0.06	0.06	3.07
09/27/05 09:47	< 0.07	0.08		
10/04/05 10:04	< 0.07	< 0.06		
10/11/05 10:38	< 0.07	< 0.06		
10/18/05 09:08	< 0.07	< 0.06	< 0.01	0.42
10/25/05 09:53	< 0.07	< 0.06		
11/01/05 11:30	< 0.07	< 0.06		
11/08/05 11:09	< 0.07	< 0.06		
11/15/05 09:56	< 0.07	< 0.06	< 0.01	0.37
11/21/05 11:20	< 0.07	< 0.06		
11/28/05 11:22	< 0.07	< 0.06		
12/06/05 11:05	< 0.07	< 0.06		
12/13/05 11:01	< 0.07	< 0.06	< 0.01	0.41
12/20/05 10:52	< 0.07	0.13		
12/27/05 11:01	0.08	< 0.06		
01/03/06 11:06	0.21	< 0.06		
01/10/06 11:06	< 0.07	< 0.06 *	< 0.01	0.29
01/17/06 10:42	0.16	< 0.06		
01/24/06 10:47	0.08	< 0.06		
01/31/06 10:48	1.76	< 0.06		
02/07/06 09:58	4.30	< 0.06	0.04	0.37
02/14/06 09:06	3.22	< 0.06		
02/21/06 10:20	2.12	< 0.06		
02/28/06 11:54	1.70	< 0.06		
03/07/06 09:46	0.66	< 0.06		
03/15/06 12:28	12.43	< 0.06	0.04	0.54
03/20/06 13:55	10.65	< 0.06		
03/28/06 09:42	8.73	< 0.06		
04/04/06 09:42	9.16	< 0.06		
04/06/06 10:50	3.59	0.26	0.05	8.81
04/06/06 14:40	5.56	0.19	0.03	4.77
04/07/06 09:56	13.32	0.10	0.04	1.05
04/11/06 12:31	12.99	< 0.06	0.02	0.49
04/18/06 13:02	10.43	< 0.06	0.07	0.52
04/25/06 12:30	8.36	< 0.06		
05/02/06 12:03	8.50	< 0.06		
05/10/06 09:06	9.25	0.06		
05/15/06 10:50	7.95	< 0.06		
05/23/06 09:55	11.20	< 0.06	0.10	< 0.26
05/30/06 10:54	9.76	< 0.06		
06/06/06 10:10	12.13	< 0.06		
06/13/06 10:52	10.13	< 0.06		
06/19/06 11:06	7.86	< 0.06	0.14	0.50
06/27/06 07:47	4.18	< 0.06		
07/03/06 08:15	0.60	0.06		
07/11/06 09:18	< 0.07	< 0.06		
07/12/06 05:15	2.25	0.26	0.09	5.25
07/12/06 11:07	2.20	0.20	0.07	2.42
07/12/06 15:14	1.40	0.43	0.11	13.80
07/12/06 18:54	1.71	0.18	0.04	4.06
07/12/06 22:34	2.79	0.13	0.05	2.57
07/18/06 09:35	8.95	< 0.06	0.08	0.51
07/25/06 10:38	6.82	< 0.06	0.05	0.55
08/01/06 08:25	2.41	< 0.06		

**Table D1. (Continued)**

<i>Date/Time (CST)</i>	<i>NO<sub>3</sub>-N (mg/L)</i>	<i>NH<sub>4</sub>-N (mg/L)</i>	<i>NO<sub>2</sub>-N (mg/L)</i>	<i>TKN (mg/L)</i>
08/08/06 10:15	0.11	< 0.06		
08/15/06 07:24	< 0.07	< 0.06		
08/22/06 10:12	< 0.07	< 0.06	< 0.01	0.88
08/29/06 09:04	0.14	< 0.06		
09/05/06 08:44	< 0.07	< 0.06		
09/11/06 09:43	0.07	0.10		
09/19/06 07:57	< 0.07	< 0.06	< 0.01	0.53
09/26/06 08:32	< 0.07	< 0.06		
10/03/06 08:01	< 0.07	< 0.06		
10/11/06 09:39	< 0.07	0.07		
10/17/06 08:24	< 0.07	< 0.06	< 0.01	0.55
10/24/06 07:55	< 0.07	< 0.06		
10/31/06 09:10	< 0.07	< 0.06		
11/08/06 12:06	< 0.07	< 0.06		
11/14/06 12:44	9.69	< 0.06	0.08	0.55
11/16/06 04:45	7.44	< 0.06	0.05	1.14
11/16/06 11:21	6.29	0.19	0.04	2.28
11/16/06 17:33	8.98	0.11	0.04	1.26
11/20/06 13:12	10.63	< 0.06	0.05	0.47
11/28/06 10:25	8.50	< 0.06		
12/06/06 14:08	11.28	< 0.06		
12/12/06 11:12	6.99	0.11		
12/18/06 12:32	12.31	< 0.06	0.03	0.37
12/27/06 12:38	12.02	< 0.06		
01/02/07 12:43	10.83	< 0.06		
01/09/07 10:23	11.05	< 0.06	0.02	< 0.26
01/17/07 12:19	11.54	< 0.06		
01/23/07 10:52	10.41	< 0.06		
01/30/07 11:54	11.23	< 0.06		
02/06/07 12:55	11.21	< 0.06	< 0.01	< 0.26
02/21/07 10:46	5.79	0.12		
02/24/07 13:51	4.58	0.34	0.02	1.22
02/24/07 19:55	1.88	1.02	0.03	8.40
02/24/07 21:33	1.98	0.76	0.04	9.84
02/24/07 23:14	2.54	0.66	0.04	8.06
02/25/07 09:24	2.62	0.63	0.04	6.55
02/25/07 16:16	3.49	0.47	0.03	3.51
02/27/07 12:04	5.63	< 0.06	0.02	1.04
02/28/07 14:55	6.15	0.18	0.02 *	0.93
03/01/07 08:44	2.24	0.55	0.03	8.09
03/01/07 10:05	1.87	0.58	0.07	10.76
03/01/07 14:46	2.77	0.43	0.03	8.03
03/06/07 11:58	8.51	0.10	0.01	0.53
03/13/07 09:55	8.12	< 0.06		
03/20/07 09:52	6.60	< 0.06		
03/26/07 10:50	5.56	< 0.06		
04/03/07 10:28	8.06	< 0.06	0.03	0.34
04/09/07 11:06	7.32	< 0.06		
04/17/07 10:59	5.97	< 0.06	0.06	0.31
04/24/07 12:11	5.51	< 0.06		
05/01/07 11:01	5.17	< 0.06		
05/08/07 11:21	6.83	< 0.06		
05/15/07 09:51	6.33	< 0.06		
05/22/07 10:11	5.96	< 0.06	0.18	0.34
05/29/07 11:09	5.74	< 0.06		
06/05/07 10:55	5.98	< 0.06		
06/11/07 10:45	4.94	< 0.06		
06/19/07 08:18	2.00	0.08	0.07	0.73
06/23/07 08:54	4.95	0.09	0.09	3.37
06/26/07 10:51	5.77	< 0.06	0.05	0.64
07/02/07 11:27	5.99	< 0.06		
07/10/07 10:28	3.76	< 0.06		
07/16/07 11:25	1.46	< 0.06		
07/24/07 10:14	< 0.07	< 0.06	< 0.01	0.74 *
07/31/07 08:40	< 0.07	< 0.06		
08/07/07 10:36	< 0.07	< 0.06		
08/14/07 11:51	< 0.07	< 0.06		

**Table D1. (Continued)**

<i>Date/Time (CST)</i>	<i>NO<sub>3</sub>-N (mg/L)</i>	<i>NH<sub>4</sub>-N (mg/L)</i>	<i>NO<sub>2</sub>-N (mg/L)</i>	<i>TKN (mg/L)</i>
08/21/07 10:10	< 0.07	0.07	< 0.01	0.49
08/28/07 09:45	< 0.07	< 0.06		
09/05/07 09:47	< 0.07	0.14		
09/11/07 09:54	< 0.07	0.11		
09/19/07 11:10	< 0.07	< 0.06	< 0.01	0.75
09/25/07 10:12	< 0.07	< 0.06		
10/01/07 11:33	< 0.07	0.15		
10/10/07 12:21	< 0.07	< 0.06		
10/16/07 10:16	< 0.07	< 0.06	< 0.01	0.62
10/23/07 10:05	< 0.07	0.07		
10/30/07 10:19	< 0.07	0.09 *		
11/06/07 10:33	< 0.07	< 0.06		
11/13/07 12:25	< 0.07	< 0.06	0.01	1.63
11/19/07 09:57	< 0.07	< 0.06		
11/27/07 11:36	< 0.07	< 0.06		
12/04/07 09:33	< 0.07	< 0.06		
12/11/07 09:42	< 0.07	< 0.06	0.01	0.38
12/18/07 10:56	0.49	< 0.06		
12/26/07 10:15	10.58	< 0.06		
01/02/08 12:23	11.55	< 0.06		
01/07/08 20:30	5.52	< 0.06 *	0.03	0.31 *
01/08/08 02:15	2.29	0.35 *	0.02	19.35 *
01/08/08 07:40	2.10	0.25 *	0.04	8.15 *
01/08/08 15:55	4.85	0.21 *	0.06	4.48 *
01/09/08 09:24	9.67	0.16 *	0.05	1.54 *
01/15/08 11:24	13.54	< 0.06	0.02	0.63 *
01/22/08 12:00	12.38	< 0.06		
01/29/08 11:14	9.72	< 0.06		
02/05/08 11:10	3.14	0.24	0.04	2.37
02/05/08 15:37	1.98	0.23	0.03	4.61
02/05/08 18:28	1.42	0.19	0.03	4.80
02/05/08 21:07	1.33	0.16	0.03	3.99
02/06/08 07:44	2.63	0.13	0.02	2.96
02/06/08 11:45	3.07	0.10	0.02	2.36
02/13/08 12:45	10.01	< 0.06	0.01	0.33
02/17/08 04:15	3.09 *	0.23	0.02	5.56
02/17/08 07:27	2.29 *	0.71	0.03	11.88
02/17/08 11:42	2.07 *	0.42	0.03	6.63
02/18/08 13:17	6.11	0.09	0.02	1.16
02/25/08 11:40	7.91	< 0.06	< 0.01	0.40
03/04/08 11:02	9.61	< 0.06 *		
03/11/08 09:48	8.46	< 0.06	0.02	0.39
03/17/08 13:38	6.48	< 0.06	0.02	0.58
03/18/08 08:21	8.21	< 0.06	0.02	0.73
03/24/08 10:47	8.48	< 0.06		
04/01/08 09:35	6.32	< 0.06		
04/07/08 09:41	6.66	< 0.06		
04/15/08 10:34	9.89	< 0.06	0.02	0.32 *
04/22/08 09:51	8.98	< 0.06 *		
04/29/08 10:42	7.65	< 0.06		
05/06/08 10:21	6.53	< 0.06		
05/13/08 09:17	8.95	< 0.06 *		
05/20/08 10:33	7.87	< 0.06	0.05	0.39
05/27/08 11:33	9.02	< 0.06		
06/03/08 01:00	4.16	0.13	0.07	10.38
06/03/08 04:39	1.07	0.25	0.04	23.99
06/03/08 07:29	1.92	0.19	0.04	10.43
06/03/08 11:01	2.84	0.22	0.04	8.31
06/03/08 17:55	5.38	0.11	0.05	4.93
06/03/08 21:15	2.81	0.13	0.04	14.04
06/04/08 07:29	3.90	0.09	0.04	5.33
06/04/08 15:40	5.50	0.08	0.02	2.98
06/05/08 07:08	8.70	< 0.06	0.02	1.51
06/10/08 12:48	11.18	< 0.06	0.06	0.41
06/17/08 09:50	11.85	< 0.06	0.06	0.32
06/24/08 10:15	11.08	< 0.06		
06/30/08 11:47	7.43 *	< 0.06 *		

**Table D1. (Continued)**

<i>Date/Time (CST)</i>	<i>NO<sub>3</sub>-N (mg/L)</i>	<i>NH<sub>4</sub>-N (mg/L)</i>	<i>NO<sub>2</sub>-N (mg/L)</i>	<i>TKN (mg/L)</i>
07/09/08 12:42	4.94	< 0.06	0.02	0.68
07/15/08 09:39	8.24	< 0.06	0.02	0.50
07/21/08 22:15	1.13	< 0.06	0.02	4.45
07/22/08 09:36	2.31	0.25	0.03	1.38
07/29/08 10:50	3.66	< 0.06		
08/04/08 10:33	3.13	< 0.06		
08/12/08 10:53	2.49	< 0.06		
08/20/08 09:25	0.60	< 0.06	< 0.01	0.48
08/26/08 11:47	0.23	< 0.06		
08/28/08 22:13	0.44	< 0.06	< 0.01	2.48
08/29/08 07:17	1.56	< 0.06	0.03	2.17
09/02/08 11:03	0.64	0.06	0.02	0.60
09/10/08 10:35	4.46	< 0.06		
09/14/08 20:17	1.30	0.07	< 0.01 *	2.57
09/15/08 06:31	2.40	< 0.06	< 0.01	1.55
09/15/08 21:15	3.41	< 0.06	0.02	0.77 *
09/16/08 09:42	3.95	< 0.06	0.01	0.62 *
09/23/08 10:43	5.50	< 0.06	0.02	0.44
10/01/08 10:18	7.87	< 0.06		
10/06/08 10:10	5.39	0.11		
10/14/08 11:51	4.63	< 0.06		
10/21/08 10:56	6.10	< 0.06	0.04	0.30
10/28/08 12:57	6.29	< 0.06		
11/04/08 11:10	4.48	< 0.06		
11/10/08 12:17	4.63	< 0.06		
11/18/08 11:55	4.11	< 0.06	0.04	0.45
11/24/08 12:01	4.28	< 0.06		
12/02/08 11:40	3.95	< 0.06		
12/09/08 15:43	3.32	< 0.06		
12/16/08 10:31	3.55	< 0.06 *	0.04	0.43
12/27/08 16:07	3.36 *	0.51	0.05 *	6.85
12/28/08 12:00	7.39 *	0.37	0.04 *	1.26
12/29/08 12:20	7.42	0.20	0.03 *	0.66
01/06/09 12:18	6.39	< 0.06	< 0.01	< 0.26 *
01/13/09 14:01	5.79	< 0.06		
01/20/09 13:08	5.31	< 0.06	0.02	< 0.26
01/27/09 09:50	4.94	< 0.06		
02/03/09 11:27	4.11	< 0.06		
02/10/09 11:47	3.01	< 0.06		
02/11/09 09:35	2.59	< 0.06	0.02	2.02
02/11/09 13:29	2.98	0.06	0.03	1.79
02/12/09 09:54	6.14	0.13	0.04	0.83
02/17/09 14:32	4.77	< 0.06	0.01	< 0.26
02/25/09 11:06	4.19	< 0.06		
03/03/09 12:18	3.53	< 0.06		
03/09/09 10:26	3.57	< 0.06		
03/10/09 07:24	3.06 *	0.11	0.02 *	3.86
03/16/09 11:52	6.32	< 0.06	0.01	0.38
03/24/09 11:54	4.66	< 0.06		
03/29/09 02:15	4.17	0.21	0.04	7.11
03/30/09 11:46	7.63	0.06	0.04	0.86
04/07/09 10:46	6.42	< 0.06		
04/13/09 10:00	3.93	0.09	0.02	3.31
04/14/09 09:55	7.74	< 0.06	0.02	0.54
04/19/09 16:00	1.59	0.13	0.02	8.74
04/20/09 11:15	7.09	0.07	0.03	1.41
04/27/09 22:38	2.97	< 0.06	0.03 *	3.10
04/28/09 10:01	7.09	< 0.06	0.04	1.14
04/30/09 04:15	3.43	< 0.06	0.02	4.52
04/30/09 13:40	6.45	0.09	0.04	2.33
05/05/09 10:32	7.57	< 0.06	0.02	< 0.26
05/12/09 11:33	7.58	< 0.06		
05/14/09 07:50	7.39	0.16	0.04	4.78
05/19/09 11:28	8.44	< 0.06	0.03	0.33
05/26/09 11:30	8.91	< 0.06		
06/02/09 10:43	8.87	< 0.06		
06/09/09 12:29	8.27	< 0.06		

**Table D1. (Continued)**

<i>Date/Time (CST)</i>	<i>NO<sub>3</sub>-N (mg/L)</i>	<i>NH<sub>4</sub>-N (mg/L)</i>	<i>NO<sub>2</sub>-N (mg/L)</i>	<i>TKN (mg/L)</i>
06/17/09 11:02	7.73	< 0.06		
06/22/09 11:34	7.64	< 0.06	0.03	0.46 *
06/29/09 11:08	7.98	< 0.06		
07/07/09 11:20	6.12	< 0.06		
07/14/09 11:20	4.46	< 0.06		
07/15/09 09:50	3.33	0.11	0.06	6.04
07/15/09 13:00	2.90	0.10	0.06	3.61
07/20/09 10:52	4.75	< 0.06	0.02	0.40
07/27/09 09:16	3.03	< 0.06		
08/04/09 11:36	1.26	< 0.06	0.02	0.78
08/11/09 10:51	0.59	< 0.06		
08/18/09 07:45	1.32	< 0.06	< 0.01	1.02
08/25/09 13:36	2.14	< 0.06	< 0.01	0.43
09/02/09 13:43	1.03	< 0.06		
09/09/09 13:09	3.09	< 0.06		
09/15/09 13:55	2.04	< 0.06	0.02	0.38
09/20/09 12:30	0.48	< 0.06	< 0.01	6.18
09/20/09 18:20	0.86	0.09	0.02	3.78
09/21/09 08:38	2.88	< 0.06	0.02	1.14
09/28/09 13:03	4.22	< 0.06	0.02	0.36
10/06/09 13:22	2.94	< 0.06		
10/13/09 10:49	4.69	< 0.06	0.01	0.37
10/19/09 14:54	4.62	< 0.06		
10/23/09 02:30	1.16 *	< 0.06	0.02 *	3.06
10/23/09 09:56	1.37 *	< 0.06	0.01 *	2.78
10/24/09 08:06	3.54	< 0.06	0.01	0.87
10/27/09 10:44	4.10	< 0.06	0.01	0.46
10/29/09 16:24	2.96 *	< 0.06	0.01 *	1.64
10/29/09 19:50	1.51 *	< 0.06	0.01 *	3.32
10/30/09 01:04	0.75 *	0.09	0.01 *	3.86
10/30/09 11:19	1.11 *	< 0.06	0.01 *	2.27
10/31/09 09:48	2.75	< 0.06	0.01	1.03
11/03/09 11:30	3.75	< 0.06	0.01	0.43
11/10/09 11:53	3.81	< 0.06		
11/16/09 00:15	1.99	< 0.06	0.01	2.28
11/16/09 10:41	2.64	0.52	0.01	2.14
11/16/09 13:25	1.96	0.15	0.01	2.24
11/17/09 03:15	1.03	0.20	< 0.01	3.76
11/17/09 09:42	1.35	0.40	< 0.01	2.51
11/17/09 21:30	2.48	0.23	0.01	1.68
11/18/09 09:52	2.99	0.16	0.01	1.30
11/24/09 11:05	3.79	< 0.06 *	0.01	0.39 *
11/24/09 15:51	3.68	< 0.06 *	0.01	1.49 *
12/01/09 11:40	3.86	< 0.06 *	0.01	0.44
12/08/09 12:39	3.62	< 0.06 *		
12/15/09 11:45	3.65	< 0.06 *	0.01	0.37
12/21/09 12:37	3.54	< 0.06		
12/24/09 11:05	3.53 *	0.54	0.01 *	1.80
12/29/09 09:25	4.11	0.08	0.01	0.41 *
01/05/10 12:31	3.93	< 0.06	< 0.01 *	0.29 *
01/12/10 11:46	3.60	< 0.06		
01/20/10 11:56	3.25	< 0.06		
01/24/10 00:45	2.54	0.14	0.01	6.07
01/24/10 13:41	2.68	0.18	0.02	2.76
01/25/10 09:43	4.19	0.09	0.01	0.84
01/26/10 10:47	4.33	< 0.06	0.01	0.55
02/02/10 10:48	4.03	< 0.06		
02/09/10 12:18	3.35	< 0.06	< 0.01	0.32
02/16/10 11:33	3.31	< 0.06		
02/21/10 12:51	3.26	< 0.06	0.01	0.68
02/21/10 23:30	1.64	0.18	0.01	4.48
02/22/10 09:56	2.78	0.13	0.01	1.70
02/23/10 10:53	3.79	< 0.06	0.01	0.58
03/02/10 12:00	3.77	< 0.06	0.01	0.33
03/09/10 11:26	3.65	< 0.06	0.01	0.27
03/16/10 10:45	4.14	< 0.06		
03/24/10 11:05	3.33	< 0.06		

**Table D1. (Continued)**

<i>Date/Time (CST)</i>	<i>NO<sub>3</sub>-N (mg/L)</i>	<i>NH<sub>4</sub>-N (mg/L)</i>	<i>NO<sub>2</sub>-N (mg/L)</i>	<i>TKN (mg/L)</i>
03/28/10 15:17	3.23	< 0.06	0.01	1.05
03/30/10 10:18	3.88	< 0.06	0.01	0.42
04/06/10 11:14	3.06	< 0.06		
04/13/10 11:04	2.99	< 0.06	0.03	0.27
04/21/10 10:45	2.91	< 0.06		
04/25/10 10:56	2.83	0.10	0.05	0.87
04/27/10 10:00	3.31	0.12	0.05	0.98
05/04/10 11:30	4.21	< 0.06		
05/11/10 05:00	7.27	0.35	0.07	7.98
05/11/10 10:03	10.20	0.39	0.09	3.80
05/11/10 15:15	9.25	0.28	0.09	2.32
05/17/10 05:45	3.88	0.24	0.03	10.67
05/17/10 11:57	4.90	0.18	0.03	6.59
05/17/10 20:45	6.61	0.17	0.03	2.65
05/18/10 09:39	6.64	< 0.06	0.03	1.41
05/25/10 11:48	5.66	< 0.06	0.03	0.27
05/25/10 14:44	3.03	0.24	0.02	6.11
05/25/10 17:38	5.75	0.09	0.04	1.42
06/02/10 10:59	4.68	0.06	0.03	2.33
06/08/10 10:45	4.73	< 0.06	0.03	0.46
06/09/10 00:30	1.42	0.46	0.03	10.01
06/09/10 06:50	3.71	0.14	0.03	3.64
06/12/10 17:15	2.69 *	0.11	0.02 *	7.77
06/12/10 20:45	2.33 *	0.08	0.02 *	4.59
06/13/10 02:30	4.29	< 0.06	0.02	1.76
06/13/10 15:35	4.08	< 0.06	0.02	2.06
06/13/10 17:40	3.94	< 0.06	0.02	1.61
06/14/10 08:21	4.64	< 0.06	0.02	1.02
06/15/10 11:20	4.94	< 0.06	0.02	0.64
06/21/10 08:08	4.36	< 0.06	0.02	0.83
06/29/10 11:23	4.61	< 0.06		
07/07/10 07:53	3.87	< 0.06		
07/12/10 13:00	3.25	< 0.06	0.02	0.34
07/19/10 21:00	0.97 *	< 0.06	0.01 *	4.22
07/20/10 02:30	0.84	< 0.06	0.02	2.53
07/20/10 12:20	1.18	< 0.06	0.01	1.75
07/27/10 10:52	3.02	< 0.06	0.01 *	0.39
08/03/10 08:31	1.84	< 0.06		
08/10/10 08:50	0.76	< 0.06		
08/17/10 13:40	1.63	< 0.06	0.01	0.42
08/24/10 11:50	1.06	< 0.06		
08/30/10 08:34	0.64	< 0.06		
09/07/10 06:41	3.61	< 0.06		
09/14/10 11:56	4.01	< 0.06	0.02	0.35
09/21/10 08:21	3.20	< 0.06		
09/28/10 10:09	3.84	< 0.06		
10/05/10 10:01	3.33	< 0.06		
10/12/10 08:35	2.81	< 0.06		
10/19/10 09:51	2.42	< 0.06	0.03	0.41
10/26/10 09:05	1.51	< 0.06		
11/02/10 08:25	1.46	< 0.03		
11/09/10 13:25	1.31	< 0.03		
11/16/10 10:49	1.24	< 0.03	0.02	0.38
11/22/10 11:07	1.24	< 0.03		
11/29/10 12:50	4.51	< 0.03		
12/07/10 09:44	4.34	< 0.03		
12/14/10 11:03	4.21	0.06	0.01	0.35
12/21/10 09:52	3.13	0.05		
12/28/10 10:37	3.06	0.04		
12/31/10 16:02	3.28 *	0.26	0.02 *	4.32
12/31/10 19:25	4.48 *	0.51	0.04 *	7.14
01/01/11 13:01	7.57	0.33	0.03 *	1.65
01/04/11 10:42	5.71	0.10	0.01	0.54
01/11/11 12:30	4.41	0.04	0.01	0.45
01/19/11 15:05	3.79	0.05		
01/24/11 11:35	3.60	< 0.03		
01/31/11 12:33	3.24	< 0.03		



**Table D1. (Concluded)**

<i>Date/Time (CST)</i>	<i>NO<sub>3</sub>-N (mg/L)</i>	<i>NH<sub>4</sub>-N (mg/L)</i>	<i>NO<sub>2</sub>-N (mg/L)</i>	<i>TKN (mg/L)</i>
02/09/11 14:00	3.15	< 0.03		
02/15/11 10:42	3.68	0.08	0.01	0.75
02/17/11 14:45	4.17	0.20	0.02	2.35
02/18/11 11:06	6.12	0.19	0.02	1.14
02/22/11 12:12	5.64	0.08	0.02	0.72
02/27/11 22:45	3.50	0.20	0.01	8.47
02/28/11 11:09	5.53	0.15	0.02	2.80
03/07/11 12:32	6.13	< 0.03	0.01	0.56
03/15/11 09:10	5.26	< 0.03	0.01	0.44
03/22/11 09:40	4.20	< 0.03		
03/29/11 09:43	3.62	< 0.03		
04/05/11 09:42	3.10	< 0.03		
04/12/11 11:37	2.95	0.05	0.04	< 0.26
04/19/11 11:16	2.39	0.07	0.02	1.73
04/22/11 10:15	1.83 *	0.28	0.03 *	8.14
04/22/11 15:15	2.28 *	0.49	0.03 *	10.48
04/22/11 18:51	3.95 *	0.31	0.03 *	4.70
04/25/11 11:45	5.94	0.04	0.01	0.52
05/03/11 10:15	4.71	< 0.03		
05/10/11 10:10	3.84	< 0.03		
05/17/11 09:48	3.98	< 0.03	0.03	0.32
05/24/11 06:24	5.75	0.07		
05/25/11 10:45	3.64	0.51	0.07	10.82
05/25/11 13:25	4.29	0.24	0.05	6.42
05/25/11 22:45	2.57	0.27	0.03	8.14
05/26/11 14:24	7.34	0.14	0.03	1.21
05/31/11 10:00	6.53	0.05	0.04	0.51
06/07/11 08:51	5.90	< 0.03		
06/14/11 04:12	4.12	0.12	0.04	1.15
06/14/11 09:34	3.85	0.06	0.04	2.45
06/15/11 08:32	5.10	0.09	0.04	1.95
06/21/11 09:02	5.28	< 0.03	0.03	0.40
06/26/11 01:30	2.12	0.07	0.02	8.45
06/26/11 23:48	3.38	0.09	0.02	4.33
06/27/11 03:20	1.68	0.13	0.02	6.98
06/27/11 07:10	1.25	0.12	0.02	4.32
06/27/11 14:00	3.41	< 0.03	0.02	1.90
06/28/11 07:57	5.97	< 0.03	0.02	0.63
07/05/11 10:04	5.74	0.04	0.03	< 0.26
07/12/11 09:11	3.49	< 0.03	0.03	0.34
07/19/11 09:26	1.63	< 0.03		
07/26/11 09:21	0.81	< 0.03		
08/01/11 11:24	0.58	< 0.03		
08/09/11 08:57	0.21	< 0.03		
08/15/11 12:20	< 0.07	< 0.03	< 0.01	< 0.26
08/22/11 11:39	< 0.07	< 0.03		
08/30/11 09:15	< 0.07	< 0.03		
09/06/11 09:41	< 0.07	< 0.03		
09/13/11 09:11	< 0.07	< 0.03	< 0.01	0.32
09/20/11 08:56	< 0.07	< 0.03		
09/27/11 10:56	< 0.07	< 0.03		

**Table D2. Nitrogen Concentrations for Cox Creek (Station 202)**

<i>Date/Time (CST)</i>	<i>NO<sub>3</sub>-N (mg/L)</i>	<i>NH<sub>4</sub>-N (mg/L)</i>	<i>NO<sub>2</sub>-N (mg/L)</i>	<i>TKN (mg/L)</i>
10/22/99 08:19		0.27		
10/22/99 10:11	0.20 *			
11/10/99 10:00		0.05		
11/10/99 10:04	< 0.13			
12/02/99 06:41		< 0.04		
12/02/99 06:46	0.19			
12/14/99 13:22	0.46	< 0.04		
12/27/99 13:33	0.90	< 0.04		
01/12/00 13:38	0.33	< 0.04		
01/25/00 12:28	0.73	< 0.04		
02/08/00 13:29	0.87	< 0.04		
02/22/00 12:39	0.59	< 0.07 *		
03/07/00 10:18	< 0.06 *	< 0.07		
03/14/00 13:12	< 0.06 *	< 0.07		
03/22/00 11:13	0.13	< 0.07		
03/28/00 13:01	< 0.06 *	< 0.07	< 0.05	0.44
04/04/00 09:50	< 0.06	< 0.07		
04/11/00 10:17	< 0.06	< 0.07		
04/18/00 09:29	< 0.06	< 0.07		
04/25/00 10:28	< 0.06	< 0.07	< 0.05	0.40
05/02/00 09:40	< 0.06	0.07		
05/10/00 08:48	0.08	1.14		
05/16/00 10:35	0.16	1.08		
05/23/00 06:00	0.33	0.83	0.16	2.31
05/27/00 05:48	2.65 *	0.32	0.05 *	4.98
05/30/00 08:29	4.22	0.58		
06/06/00 08:35	0.74	0.15		
06/14/00 10:32	10.05	0.18		
06/20/00 08:04	6.51	0.08		
06/20/00 18:40	1.09	0.25	0.05 *	9.04
06/26/00 03:11	12.29	0.07	0.06 *	1.08
07/05/00 08:34	1.58	< 0.07	< 0.05	6.02
07/11/00 05:17	2.58	0.24		
07/18/00 08:44	12.54	0.07		
07/25/00 08:40	9.49	< 0.07	0.05	0.55
08/01/00 08:24	4.59	< 0.07		
08/08/00 08:15	1.50	0.16		
08/15/00 08:31	0.52	0.31		
08/22/00 08:30	0.09	0.14		
08/30/00 08:53	< 0.06	7.87	< 0.05	12.66
09/05/00 09:36	< 0.06	6.05		
09/12/00 07:46	0.31 *	2.32		
09/19/00 09:35	0.15	0.84		
09/26/00 07:41	0.20	0.14	< 0.05	1.14
10/03/00 08:17	< 0.06	2.93		
10/10/00 14:46	0.08	0.15		
10/18/00 09:17	< 0.06	< 0.07		
10/24/00 08:17	< 0.06	0.10	< 0.05	1.20
10/31/00 11:31	< 0.06	0.09		
11/06/00 13:08	0.11	0.06		
11/14/00 15:05	10.43	0.05		
11/20/00 12:23	10.01	0.06		
11/28/00 10:01	7.75	0.03	0.04	0.48
12/05/00 11:03	7.92	0.03		
12/12/00 11:30	7.62	0.03 *		
12/19/00 12:18	8.07	0.04	0.03	0.60
12/26/00 13:08	7.04	0.05		
01/02/01 13:05	6.44	< 0.03		
01/09/01 11:58	6.26	0.88		
01/16/01 13:00	7.59	2.11	0.09	4.52
01/23/01 11:20	8.98	< 0.07		
01/29/01 14:15	0.92	0.50	0.02 *	3.38
01/29/01 17:15	1.25	0.48	0.02 *	4.04
01/30/01 12:50	6.97	0.54	0.03	2.72
02/06/01 10:00	13.07	< 0.07		
02/13/01 12:26	13.52	< 0.07		
02/20/01 13:00	13.36	< 0.07	0.02 *	< 0.14

**Table D2. (Continued)**

<i>Date/Time (CST)</i>	<i>NO<sub>3</sub>-N (mg/L)</i>	<i>NH<sub>4</sub>-N (mg/L)</i>	<i>NO<sub>2</sub>-N (mg/L)</i>	<i>TKN (mg/L)</i>
02/27/01 12:00	13.61	< 0.07		
03/06/01 09:25	13.98	< 0.07		
03/13/01 12:00	12.66	< 0.07		
03/20/01 12:32	13.81	< 0.07	< 0.02	< 0.14
03/26/01 11:56	13.27	< 0.07		
04/03/01 10:25	11.93	< 0.07		
04/10/01 10:40	8.94	< 0.07		
04/17/01 09:25	12.63	< 0.07	0.04	< 0.14
04/24/01 08:21	10.61	< 0.07		
05/01/01 08:32	9.68	0.12		
05/08/01 08:28	14.14	0.09		
05/15/01 09:55	11.20	< 0.07	0.17	0.33
05/22/01 11:41	13.58	< 0.07		
05/30/01 14:55	12.19	0.08		
06/05/01 08:08	16.80 *	< 0.07		
06/06/01 06:13	2.44	1.03	0.02	11.26
06/06/01 12:04	8.70	0.38	0.04	2.60
06/12/01 14:26	16.46	0.13		
06/19/01 10:10	14.87	< 0.07		
06/26/01 08:42	13.12	< 0.07	0.13	1.00
07/02/01 11:51	11.21	< 0.07		
07/10/01 13:42	6.18	0.23		
07/17/01 13:50	2.73	< 0.07		
07/24/01 11:29	0.59	0.42	0.08	2.98
07/31/01 10:16	0.09	1.06		
08/07/01 09:33	0.11	0.78		
08/14/01 09:33	0.17	3.10		
08/21/01 09:48	0.12	1.06	0.06	3.38
08/28/01 08:40	0.10	1.60		
09/04/01 09:49	0.16	1.83		
09/11/01 09:49	0.07	3.20		
09/18/01 11:35	0.08	3.72	0.07	5.89
09/25/01 11:54	0.11	1.12		
10/02/01 10:05	0.35	1.79		
10/09/01 11:19	0.12	0.24		
10/16/01 07:08	0.20	< 0.08	< 0.02	1.44
10/23/01 10:45	< 0.06	0.22		
10/30/01 12:55	< 0.06	< 0.08		
11/06/01 11:51	< 0.06	< 0.08		
11/13/01 15:20	< 0.06	< 0.08	< 0.02	0.67
11/20/01 14:53	< 0.06	< 0.08		
11/27/01 09:34	0.33	0.10		
12/04/01 12:50	0.26	< 0.08		
12/11/01 13:08	0.12	< 0.08		
12/19/01 12:55	2.39	< 0.08	0.04	0.73
12/26/01 12:15	5.94	< 0.08		
01/02/02 12:16	7.25	< 0.08		
01/08/02 12:25	5.82	< 0.08		
01/15/02 07:40	3.87	< 0.08		
01/22/02 15:18	3.90	< 0.08	0.02	0.45
01/29/02 08:55	2.44	< 0.08		
02/05/02 10:10	16.09	0.04		
02/13/02 14:59	14.09	0.03		
02/19/02 15:17	11.16	0.07	0.02	0.46
02/26/02 11:34	13.14	< 0.03		
03/05/02 12:01	14.54	< 0.03		
03/12/02 11:43	14.32	0.04		
03/19/02 11:59	12.88	0.09	0.04	< 0.27
03/26/02 10:39	12.23	0.04		
04/02/02 11:04	11.22	< 0.03		
04/09/02 12:57	14.03	< 0.03		
04/16/02 09:43	11.91	< 0.03		
04/21/02 12:00	11.15 *	0.20	0.05 *	2.95
04/22/02 10:41	18.14 *	0.06	0.04	< 0.27
04/23/02 08:28	17.57 *	0.06	0.03	< 0.27
04/24/02 14:45	4.68	0.30	0.04	18.25
04/24/02 17:35	2.20	0.33	0.02	14.25

**Table D2. (Continued)**

<i>Date/Time (CST)</i>	<i>NO<sub>3</sub>-N (mg/L)</i>	<i>NH<sub>4</sub>-N (mg/L)</i>	<i>NO<sub>2</sub>-N (mg/L)</i>	<i>TKN (mg/L)</i>
04/24/02 19:00	4.14	0.25	0.04	8.92
04/25/02 00:35	9.11	0.15	0.05	3.00
04/25/02 04:05	10.90	0.12	0.05	2.34
04/30/02 07:38	13.59	0.07	0.02	0.61
05/07/02 06:00	3.82	0.20	0.03	7.06
05/07/02 12:28	11.45	0.10	0.05	1.73
05/12/02 05:45	0.89 *	0.08	0.01 *	10.60
05/13/02 08:31	8.47 *	0.09	0.02	1.46
05/14/02 09:17	11.76	0.07	0.02	0.79
05/21/02 08:26	14.35	0.03	0.02	< 0.27
05/28/02 09:54	14.28	0.06		
06/04/02 13:08	15.17 *	0.05		
06/11/02 14:18	7.28	0.20		
06/18/02 11:12	15.89 *	0.05	0.05	0.25
06/25/02 08:13	14.62	0.05		
07/01/02 12:11	12.91	0.05		
07/09/02 11:50	10.60	0.08		
07/15/02 13:25	7.01	0.04		
07/23/02 08:15	2.88	0.13	0.15	2.15
07/26/02 05:45	1.17	0.19	0.02 *	11.08
07/26/02 09:20	1.29	0.15	0.03 *	4.47
07/26/02 13:05	1.57	0.14	0.04 *	2.94
07/30/02 08:28	3.82	0.05	0.04	0.50
08/06/02 07:46	2.76	0.10		
08/12/02 10:56	1.51	0.04		
08/20/02 10:37	1.49	0.04	0.02 *	1.37
08/27/02 10:01	1.35	0.07		
09/03/02 11:05	0.82	0.11		
09/10/02 08:55	0.47	0.27		
09/16/02 11:51	0.33	0.06	0.01	0.43
09/23/02 11:03	0.25	0.05		
10/01/02 08:05	0.16	0.23		
10/08/02 09:27	< 0.06	0.06		
10/15/02 09:27	< 0.06	< 0.03	< 0.01 *	0.64
10/21/02 10:49	0.42	< 0.03		
10/28/02 11:56	0.29	< 0.03		
11/06/02 12:25	0.25	< 0.03		
11/12/02 11:35	< 0.06	< 0.03	< 0.01	0.73
11/18/02 13:52	0.11	< 0.03		
11/25/02 11:44	0.27	< 0.03		
12/03/02 11:31	0.70	< 0.03		
12/10/02 08:33	1.34	< 0.03		
12/17/02 11:01	1.03	< 0.03	0.02	0.19
12/23/02 10:03	1.33	0.04		
12/30/02 10:13	1.36	0.03		
01/07/03 11:31	1.14	< 0.03	0.01	0.25
01/14/03 11:26	1.52	< 0.03		
01/21/03 12:21	1.99	< 0.03		
01/28/03 11:34	2.32	< 0.03		
02/05/03 12:11	2.30	< 0.03	0.04	0.54
02/10/03 12:44	1.98	< 0.03		
02/18/03 12:11	2.55	0.18		
02/25/03 11:37	4.15	0.15		
03/04/03 12:06	3.27	0.06		
03/10/03 11:26	3.92	< 0.03	0.04	0.50
03/18/03 11:01	1.34	0.04		
03/25/03 12:50	3.84	< 0.03		
04/01/03 11:21	4.23	< 0.03		
04/08/03 11:11	9.06	< 0.03		
04/15/03 08:20	6.38	0.05 *	0.13	0.57
04/22/03 08:11	8.60	0.05		
04/29/03 08:28	11.18	0.06		
05/06/03 07:50	14.44	0.11		
05/13/03 08:43	16.37	0.07	0.03	0.54
05/21/03 10:16	13.80	0.05		
05/27/03 10:46	12.69	0.06		
06/02/03 10:51	12.08	0.08		

**Table D2. (Continued)**

<i>Date/Time (CST)</i>	<i>NO<sub>3</sub>-N (mg/L)</i>	<i>NH<sub>4</sub>-N (mg/L)</i>	<i>NO<sub>2</sub>-N (mg/L)</i>	<i>TKN (mg/L)</i>
06/10/03 08:09	9.32	0.16		
06/11/03 01:45	1.68	0.20	0.06	15.22
06/11/03 15:36	11.74	0.11	0.06	1.37
06/17/03 08:54	12.90	0.07	0.11	0.66
06/24/03 10:51	11.45	0.12		
07/01/03 08:11	8.79	0.10		
07/08/03 10:06	6.68	0.13		
07/10/03 00:24	1.49	0.15	0.05	5.74
07/10/03 05:50	2.41	0.18	0.04	2.21
07/15/03 10:21	7.30	0.10	0.06	1.84
07/22/03 11:11	4.34	0.03		
07/29/03 11:21	2.46	0.05		
08/05/03 11:16	1.00	0.08		
08/13/03 09:31	0.12	0.17		
08/19/03 10:50	0.12	1.16	0.06	3.34
08/26/03 08:36	< 0.07	8.36		
09/01/03 12:00	0.52	0.07	< 0.02 *	2.36
09/02/03 12:15	1.38	0.11	< 0.02	1.08
09/09/03 10:45	0.88	0.17	0.02	1.53
09/16/03 10:00	0.11	0.09	< 0.02	1.44
09/23/03 10:41	0.21	0.07		
09/30/03 09:46	< 0.07	0.08		
10/06/03 10:36	< 0.07	< 0.03		
10/14/03 12:01	0.50	0.05		
10/21/03 13:20	< 0.07	0.06	< 0.02	1.49
10/27/03 11:56	< 0.07	< 0.03		
11/04/03 11:11	< 0.07	< 0.03		
11/12/03 10:16	0.23	0.04		
11/17/03 10:13	0.07	< 0.03	< 0.02 *	0.47
11/18/03 06:15	2.68	1.46	0.05	4.24
11/18/03 10:15	3.08	1.00	0.06	3.39
11/24/03 13:57	9.08	0.04	0.04	0.61
12/02/03 12:46	7.69	0.03		
12/08/03 09:58	8.03	0.03		
12/17/03 12:01	8.26	< 0.03	0.02	0.28
12/22/03 11:55	8.36	< 0.03		
12/29/03 12:31	9.72	< 0.03		
01/06/04 12:51	13.13	< 0.03		
01/13/04 09:19	10.83	0.04	0.03	0.36
01/20/04 12:15	10.91	< 0.03		
01/27/04 11:46	10.10	< 0.03		
02/02/04 13:10	9.06	< 0.03		
02/09/04 12:56	8.86	0.05		
02/17/04 13:21	8.13	< 0.03	0.02	0.32
02/24/04 12:45	7.41	0.06		
03/02/04 11:46	7.57	0.03		
03/09/04 13:11	11.80	< 0.03		
03/16/04 11:56	10.58	< 0.03	0.03	0.38
03/22/04 11:41	9.43	< 0.03		
03/29/04 13:11	13.03	< 0.03		
04/07/04 15:54	10.73	< 0.03		
04/13/04 08:30	10.65	< 0.03	0.06	0.39
04/20/04 08:20	7.66	0.34		
04/27/04 08:36	12.75	0.07		
05/04/04 08:06	10.80	0.07		
05/11/04 07:39	8.55	0.16		
05/18/04 10:16	15.20	0.08	0.07	0.53
05/24/04 23:40	3.93	0.34	0.06 *	17.47
05/25/04 02:31	2.66	0.53	0.04	12.02
05/25/04 05:05	6.22	0.34	0.05	5.40
05/25/04 15:40	16.40	0.12	0.06	1.37
06/01/04 11:10	13.89	0.06		
06/08/04 09:41	13.76	0.07		
06/15/04 09:35	3.11	0.91	0.07	8.77
06/15/04 11:00	2.41	0.27	0.04	6.94
06/15/04 13:30	3.23	0.13	0.04	3.35
06/16/04 09:20	11.15	0.06	0.06	0.75

**Table D2. (Continued)**

<i>Date/Time (CST)</i>	<i>NO<sub>3</sub>-N (mg/L)</i>	<i>NH<sub>4</sub>-N (mg/L)</i>	<i>NO<sub>2</sub>-N (mg/L)</i>	<i>TKN (mg/L)</i>
06/22/04 07:16	11.26	0.06	0.11	0.78
06/28/04 10:41	9.08	< 0.04		
07/06/04 09:16	3.97	0.06		
07/10/04 23:00	1.84	0.05	0.03 *	2.51
07/11/04 11:11	7.29	0.07	0.05	1.20
07/13/04 08:16	7.52	0.08	0.10	0.99
07/19/04 09:13	6.48	< 0.04	0.04	0.62
07/27/04 08:06	4.04	0.04		
08/03/04 08:41	2.29	0.11		
08/10/04 07:31	0.84	0.18		
08/17/04 09:45	0.11	< 0.04	0.01	1.51
08/24/04 09:50	0.25	0.34		
08/25/04 15:20	0.30	0.18	0.02	2.11
08/25/04 18:10	0.57	0.24	0.02	7.68
08/25/04 21:40	0.93	0.11	0.02	3.50
08/26/04 00:40	1.34	0.09	0.02	2.59
08/26/04 11:50	3.66	0.09	0.02	1.78
08/31/04 10:51	8.00	< 0.04	0.05	0.65
09/08/04 07:06	6.78	0.05		
09/14/04 10:02	5.24	0.09	0.09	0.95
09/21/04 07:26	2.86	0.10		
09/28/04 09:41	1.70	0.06		
10/05/04 07:46	1.67	0.05		
10/12/04 11:36	1.69	< 0.04		
10/19/04 07:28	8.77	< 0.04	0.03	1.09
10/26/04 14:09	10.65	< 0.04	0.09	0.66
11/03/04 09:03	12.10	< 0.04	0.02	0.77
11/08/04 12:01	12.49	< 0.06		
11/16/04 08:55	12.44	< 0.06	0.03	0.37 *
11/22/04 12:29	11.54	< 0.06		
11/30/04 08:48	12.05	0.11	0.02	0.84
12/07/04 10:06	6.07	0.27	0.03	4.06
12/07/04 14:02	5.89	0.26	0.04	2.16
12/14/04 11:41	12.52	< 0.06	0.01	0.38
12/21/04 09:43	12.00	< 0.06		
12/28/04 11:26	11.24	< 0.06		
01/04/05 10:46	12.05	< 0.06	0.02	0.68
01/11/05 11:46	12.69	< 0.06	0.01	< 0.29
01/12/05 22:15	2.52	0.25	0.03	14.60
01/13/05 15:06	6.20	0.16	0.02	1.82
01/19/05 11:05	12.40	< 0.06	0.01	< 0.29
01/25/05 10:51	11.78	< 0.06		
02/01/05 10:27	11.18	< 0.06		
02/08/05 11:06	12.05	< 0.06		
02/15/05 10:50	12.22	< 0.06	0.01	0.56
02/22/05 12:39	11.64	< 0.06		
03/01/05 10:41	10.46	< 0.06		
03/08/05 08:56	10.21	< 0.06		
03/15/05 08:29	9.96	< 0.06	0.03	0.37
03/22/05 14:01	9.24	< 0.06		
03/29/05 10:48	8.76	< 0.06		
04/05/05 10:36	7.98	< 0.06		
04/11/05 10:07	7.42	< 0.06	0.12	0.66
04/19/05 08:46	9.24	< 0.06		
04/26/05 08:02	8.94	< 0.06		
05/03/05 10:02	8.56	< 0.06		
05/10/05 08:01	6.89	0.16		
05/17/05 10:16	7.85	0.11	0.19	0.61
05/24/05 08:56	7.55	0.28		
05/31/05 11:06	7.38	0.14		
06/07/05 09:46	6.49	0.12		
06/14/05 09:35	6.07	0.07	0.14	0.71
06/21/05 10:08	4.14	< 0.06		
06/28/05 09:26	0.74	0.10		
07/05/05 10:56	0.08	0.07		
07/12/05 09:16	0.07	0.19	0.01	1.09
07/19/05 11:36	< 0.07	0.06		

**Table D2. (Continued)**

<i>Date/Time (CST)</i>	<i>NO<sub>3</sub>-N (mg/L)</i>	<i>NH<sub>4</sub>-N (mg/L)</i>	<i>NO<sub>2</sub>-N (mg/L)</i>	<i>TKN (mg/L)</i>
07/26/05 09:55	< 0.07	0.63		
08/02/05 10:26	< 0.07	< 0.06		
08/09/05 11:32	< 0.07	< 0.06		
08/16/05 12:02	< 0.07	< 0.06	< 0.01	1.74
08/23/05 09:54	< 0.07	0.89		
08/30/05 08:06	< 0.07	1.52		
09/06/05 08:26	0.26	1.86		
09/13/05 08:33	< 0.07	3.82	0.06	9.31
09/20/05 07:55	3.65	0.11	0.13	1.48
09/27/05 08:01	0.16	1.02		
10/04/05 07:52	< 0.07	0.19		
10/11/05 08:53	0.11	0.93		
10/18/05 07:30	< 0.07	< 0.06	< 0.01	4.72
10/25/05 07:37	< 0.07	< 0.06		
11/01/05 08:36	< 0.07	< 0.06		
11/08/05 08:49	< 0.07	0.16		
11/15/05 07:56	< 0.07	0.07	0.01	1.04
11/21/05 09:13	< 0.07	0.07		
11/28/05 08:43	< 0.07	< 0.06		
12/06/05 08:37	< 0.07	< 0.06		
12/13/05 08:20	0.19	< 0.06	0.01	0.66
12/20/05 08:36	0.24	< 0.06		
12/27/05 08:19	0.69	< 0.06		
01/03/06 08:36	0.77	< 0.06		
01/10/06 08:28	0.14	< 0.06*	< 0.01	0.44
01/17/06 09:06	0.53	< 0.06		
01/24/06 08:16	0.35	< 0.06		
01/31/06 08:27	1.75	< 0.06		
02/07/06 08:25	2.86	< 0.06	0.03	0.44
02/14/06 11:02	2.30	< 0.06		
02/21/06 09:07	1.17	< 0.06		
02/28/06 08:31	0.94	< 0.06		
03/07/06 11:43	0.53	< 0.06		
03/15/06 09:10	13.39	< 0.06	0.04	0.55
03/20/06 12:47	10.83	< 0.06		
03/28/06 08:38	10.07	< 0.06		
04/04/06 08:04	10.01	< 0.06		
04/06/06 10:01	5.19	0.29	0.03	8.21
04/06/06 12:40	4.88	0.25	0.03	7.45
04/06/06 15:17	9.09	0.17	0.04	3.13
04/07/06 09:15	17.12	< 0.06	0.03	0.95
04/11/06 11:33	16.89	< 0.06	0.03	0.29
04/18/06 11:45	13.82	< 0.06	0.06	0.36
04/25/06 10:32	11.46	< 0.06		
05/02/06 08:45	11.33	< 0.06		
05/10/06 07:37	11.21	0.09		
05/15/06 08:52	9.56	0.07		
05/23/06 08:07	10.33	0.06	0.13	0.41
05/30/06 09:13	9.62	0.37		
06/06/06 07:50	11.19	0.07		
06/13/06 08:15	9.66	< 0.06		
06/19/06 08:56	7.83	0.07	0.16	0.74
06/27/06 06:10	4.82	0.11		
07/03/06 07:34	1.58	0.42		
07/11/06 07:27	< 0.07	0.09		
07/12/06 03:00	2.77	0.14	0.13	4.44
07/12/06 09:25	2.81	0.15	0.09	2.08
07/12/06 13:19	1.77	0.37	0.06	6.69
07/12/06 16:20	2.44	0.16	0.05	3.60
07/12/06 23:18	3.21	0.12	0.05	1.79
07/18/06 07:41	7.68	0.13	0.14	0.57
07/25/06 08:28	6.31	< 0.06	0.09	0.63
08/01/06 06:59	1.54	0.42		
08/08/06 08:06	0.53	0.10		
08/15/06 08:56	< 0.07	< 0.06		
08/22/06 12:44	0.24	< 0.06	0.09	4.05
08/29/06 11:31	0.78	0.24		

**Table D2. (Continued)**

<i>Date/Time (CST)</i>	<i>NO<sub>3</sub>-N (mg/L)</i>	<i>NH<sub>4</sub>-N (mg/L)</i>	<i>NO<sub>2</sub>-N (mg/L)</i>	<i>TKN (mg/L)</i>
09/05/06 10:22	0.23	0.33		
09/11/06 11:43	1.26	< 0.06		
09/19/06 11:34	0.26	0.38	0.08	1.71
09/26/06 10:13	0.25	0.34		
10/03/06 09:40	0.08	0.38		
10/11/06 11:32	0.22	0.83		
10/17/06 10:52	0.67	< 0.06	0.02	0.90
10/24/06 09:50	< 0.07	< 0.06		
10/31/06 11:29	< 0.07	< 0.06		
11/08/06 10:11	< 0.07	< 0.06		
11/14/06 09:11	7.57	0.06	0.06	0.57
11/15/06 21:45	4.88	0.29	0.05	3.02
11/16/06 09:52	7.72	0.44	0.05	1.66
11/16/06 16:05	9.13	0.20	0.05	1.00
11/20/06 11:02	9.82	< 0.06	0.04	0.49
11/28/06 09:25	8.04	< 0.06		
12/06/06 09:35	12.31	< 0.06		
12/12/06 08:52	7.59	0.47		
12/18/06 10:40	15.14	< 0.06	0.02	0.35
12/27/06 10:36	14.74	< 0.06		
01/02/07 10:05	13.59	< 0.06		
01/09/07 08:42	14.19	< 0.06	0.01	< 0.26
01/17/07 09:01	15.12	< 0.06		
01/23/07 08:57	14.00	< 0.06		
01/30/07 09:25	13.64	< 0.06		
02/06/07 10:42	14.33	< 0.06	0.01	< 0.26
02/15/07 08:51	12.07	< 0.06		
02/21/07 08:22	7.81	0.27		
02/24/07 12:35	8.04	0.30	0.02	0.99
02/24/07 19:05	2.92	0.63	0.03	10.90
02/24/07 20:53	2.85	0.66	0.05	9.33
02/24/07 22:22	3.19	0.53	0.05	7.71
02/25/07 08:31	3.66	0.51	0.04	7.42
02/25/07 15:17	4.69	0.42	0.04	3.43
02/27/07 09:19	8.63	0.17	0.02	1.13
02/28/07 13:53	7.68	0.21	0.03 *	1.49
03/01/07 07:51	4.60	0.42	0.04	10.01
03/01/07 11:25	3.01	0.55	0.05	11.42
03/01/07 15:47	4.33	0.42	0.05	5.81
03/06/07 10:17	11.97	0.09	0.02	0.55
03/13/07 08:09	11.04	< 0.06		
03/20/07 07:57	10.19	< 0.06		
03/26/07 09:02	9.41	< 0.06		
04/03/07 07:45	11.43	< 0.06	0.03	0.27
04/09/07 09:14	10.72	< 0.06		
04/17/07 07:26	10.33	< 0.06	0.06	0.35
04/24/07 09:05	9.46	< 0.06		
05/01/07 08:07	9.00	< 0.06		
05/08/07 08:35	10.75	< 0.06		
05/15/07 08:26	11.08	0.14		
05/22/07 07:35	10.33	0.16	0.23	0.65
05/29/07 09:15	8.89	< 0.06		
06/05/07 08:15	9.06	< 0.06		
06/11/07 09:11	8.39	0.07		
06/19/07 06:42	4.44	0.21	0.17	0.78
06/23/07 06:07	5.18	0.17	0.10	3.27
06/26/07 07:55	6.61	0.08	0.14	1.08
07/02/07 10:02	6.66	< 0.06		
07/10/07 08:34	4.59	< 0.06		
07/16/07 09:44	1.92	0.08		
07/24/07 07:41	0.49	0.20	0.03	1.71 *
07/31/07 10:37	0.17	0.11		
08/07/07 08:21	< 0.07	6.34		
08/14/07 09:13	< 0.07	12.83		
08/21/07 08:10	0.12	1.83	0.06	2.89
08/28/07 08:23	0.07	4.49		
09/05/07 08:29	0.14	6.82		



**Table D2. (Continued)**

<i>Date/Time (CST)</i>	<i>NO<sub>3</sub>-N (mg/L)</i>	<i>NH<sub>4</sub>-N (mg/L)</i>	<i>NO<sub>2</sub>-N (mg/L)</i>	<i>TKN (mg/L)</i>
09/11/07 08:15	0.14	4.74		
09/19/07 08:23	0.15	0.13	0.16	8.98
09/25/07 08:22	0.08	0.61		
10/01/07 10:07	0.14	0.78		
10/10/07 13:40	0.07	1.02		
10/16/07 07:52	< 0.07	< 0.06	0.04	6.74
10/23/07 08:42	< 0.07	0.24		
10/30/07 08:18	< 0.07	< 0.06 *		
11/06/07 09:20	< 0.07	< 0.06		
11/13/07 10:10	< 0.07	< 0.06	0.03	3.91
11/19/07 08:54	< 0.07	< 0.06		
11/27/07 09:38	< 0.07	0.07		
12/04/07 07:53	0.09	< 0.06		
12/11/07 08:26	0.36	0.16	0.02	0.90
12/18/07 09:04	3.46	0.12		
12/26/07 09:18	12.67	< 0.06		
01/02/08 10:19	15.93	< 0.06		
01/07/08 19:24	7.74	0.08 *	0.09	1.97 *
01/07/08 21:19	5.94	0.13 *	0.07	4.01 *
01/07/08 23:23	1.65	0.34 *	0.02	12.24 *
01/08/08 01:35	1.76	0.27 *	0.03	10.79 *
01/08/08 04:19	1.90	0.24 *	0.02	8.68 *
01/08/08 06:55	2.43	0.21 *	0.03	6.36 *
01/08/08 11:17	4.31	0.20 *	0.04	4.59 *
01/08/08 16:59	8.60	0.16 *	0.05	2.50 *
01/09/08 08:37	13.19	0.10 *	0.03	1.21 *
01/15/08 08:45	16.18	< 0.06	0.02	0.57 *
01/22/08 10:42	14.73	< 0.06		
01/29/08 09:16	12.85	< 0.06		
02/05/08 09:14	4.08	1.06	0.04	3.48 *
02/05/08 15:02	2.04	0.44	0.03	5.56
02/05/08 17:53	1.60	0.64	0.03	4.03
02/05/08 21:44	1.57	0.51	0.03	3.50
02/06/08 06:54	3.98	0.37	0.03	2.70
02/06/08 12:16	4.99	0.34	0.03	1.77
02/13/08 10:41	13.01	< 0.06	0.01	0.27
02/17/08 02:30	4.74 *	0.35	0.02	5.16
02/17/08 06:30	1.93	0.71	0.04	11.48
02/17/08 10:08	2.89 *	0.56	0.04	6.73
02/18/08 12:07	10.07	0.11	0.02	1.01
02/25/08 10:21	11.03	< 0.06	< 0.01	0.51
03/04/08 09:19	12.97	< 0.06 *		
03/11/08 08:30	12.30	< 0.06	0.02	0.34
03/17/08 12:50	10.17	< 0.06	0.03	0.92
03/17/08 17:36	7.90	0.08	0.03	1.61
03/18/08 06:41	12.16	< 0.06	0.02	0.70
03/24/08 09:39	12.69	< 0.06		
04/01/08 07:38	10.67	< 0.06		
04/07/08 07:56	11.18	< 0.06		
04/15/08 08:01	14.00	< 0.06	0.02	< 0.26 *
04/22/08 07:43	12.80	< 0.06 *		
04/29/08 07:55	11.95	< 0.06		
05/06/08 08:14	10.73	< 0.06		
05/13/08 07:30	12.21	< 0.06 *		
05/20/08 08:17	11.48	< 0.06	0.06	0.26
05/27/08 09:59	14.77	< 0.06		
06/03/08 03:47	3.17	0.39	0.06	14.98
06/03/08 05:12	2.60	0.21	0.05	10.95
06/03/08 09:26	4.82	0.20	0.05	8.27
06/03/08 17:33	10.35	0.10	0.05	2.92
06/03/08 22:00	1.16	0.10	0.04	14.51
06/04/08 06:35	6.84	0.09	0.05	3.87
06/04/08 14:37	10.47	0.08	0.02	2.44
06/05/08 06:25	14.40	0.12	0.03	1.08
06/10/08 11:39	15.75	< 0.06	0.07	0.19
06/17/08 07:34	15.12	< 0.06	0.08	0.28
06/24/08 07:59	14.26	< 0.06		

**Table D2. (Continued)**

<i>Date/Time (CST)</i>	<i>NO<sub>3</sub>-N (mg/L)</i>	<i>NH<sub>4</sub>-N (mg/L)</i>	<i>NO<sub>2</sub>-N (mg/L)</i>	<i>TKN (mg/L)</i>
06/30/08 10:33	9.77 *	< 0.06 *		
07/09/08 10:09	9.63	< 0.06	0.05	0.84
07/15/08 08:02	11.62	< 0.06	0.05	0.49
07/22/08 08:01	6.01	0.09	0.06	0.88
07/29/08 08:22	8.37	0.06		
08/04/08 09:30	7.06	< 0.06		
08/12/08 08:48	6.22	0.11		
08/20/08 08:02	3.12	< 0.06	0.10	0.55
08/26/08 10:17	4.29	0.61		
08/28/08 21:38	1.43	1.14	0.27	6.25
08/29/08 06:47	1.22	0.42	0.11	2.57
09/02/08 09:41	3.26	0.06	0.08	0.59
09/10/08 08:04	6.81	6.48 *		
09/14/08 19:20	2.12	1.24	0.02 *	3.55
09/15/08 08:08	3.76	0.10	0.02	1.44
09/15/08 20:30	4.85	0.20	0.03	0.99 *
09/16/08 08:26	5.53	0.08	0.03	0.72 *
09/23/08 08:46	8.13	< 0.06	0.05	0.42
10/01/08 09:05	5.39	0.15		
10/06/08 09:17	8.26	0.26		
10/14/08 09:42	7.71	< 0.06		
10/21/08 09:44	8.74	0.23	0.08	0.59
10/28/08 10:49	8.89	< 0.06		
11/04/08 10:05	7.50	< 0.06		
11/10/08 10:24	7.78	< 0.06		
11/18/08 10:52	7.06	< 0.06	0.05	0.54
11/24/08 10:09	7.39	< 0.06		
12/02/08 10:15	6.63	< 0.06		
12/09/08 16:33	5.93	< 0.06		
12/16/08 09:46	6.74	< 0.06 *	0.05	0.52
12/22/08 10:51	9.08	0.07		
12/27/08 17:17	7.02 *	1.33	0.09 *	8.89
12/29/08 11:15	10.64	0.56	0.03 *	0.79
01/06/09 10:54	10.14	< 0.06	0.02	0.46
01/13/09 13:04	9.48	0.11		
01/20/09 10:37	8.96	< 0.06	0.03	< 0.26
01/27/09 08:33	8.48	< 0.06		
02/03/09 10:12	7.65	< 0.06		
02/10/09 10:24	6.35	< 0.06		
02/11/09 08:49	5.67	0.12	0.06	1.77
02/11/09 13:05	6.02	0.36	0.09	2.20
02/12/09 10:23	9.53	0.61	0.06	1.23
02/17/09 13:16	8.20	< 0.06	0.02	0.35
02/25/09 09:12	7.62	< 0.06		
03/03/09 11:03	7.50	< 0.06		
03/09/09 09:17	7.25	0.07		
03/10/09 06:34	5.83 *	0.29	0.04 *	8.05
03/16/09 09:34	10.18	< 0.06	0.02	0.30
03/24/09 10:39	8.76	< 0.06		
03/29/09 04:00	8.57	0.36	0.06	3.34
03/30/09 09:31	11.67	0.09	0.04	0.76
04/07/09 09:21	10.47	< 0.06		
04/14/09 11:20	12.07	0.08	0.04	0.50
04/19/09 14:15	7.61	0.11	0.05	1.76
04/20/09 09:08	11.40	0.14	0.05	0.73
04/27/09 21:45	6.97	0.06	0.05 *	2.00
04/28/09 11:08	12.25	0.15	0.08	0.87
04/30/09 03:15	5.70	0.10	0.03	6.44
04/30/09 13:10	11.29	0.31	0.09	2.27
05/05/09 09:21	11.87	< 0.06	0.03	< 0.26
05/12/09 09:32	11.76	< 0.06		
05/14/09 06:41	10.17	0.16	0.07	2.50
05/19/09 09:52	12.91	0.10	0.05	0.37
05/26/09 09:30	13.20	0.17		
06/02/09 09:19	13.26	< 0.06		
06/09/09 10:16	13.57	< 0.06		
06/17/09 09:25	12.76	< 0.06		

**Table D2. (Continued)**

<i>Date/Time (CST)</i>	<i>NO<sub>3</sub>-N (mg/L)</i>		<i>NH<sub>4</sub>-N (mg/L)</i>	<i>NO<sub>2</sub>-N (mg/L)</i>	<i>TKN (mg/L)</i>
06/22/09 10:13	12.51	<	0.06		0.64 *
06/29/09 09:01	12.16	<	0.06		
07/07/09 09:28	8.84	<	0.06		
07/14/09 09:15	7.89	<	0.06		
07/15/09 06:30	1.77		0.34	0.06	12.97
07/15/09 08:39	1.74		0.24	0.05	5.60
07/15/09 13:30	3.24		0.73	0.10	3.15
07/20/09 09:34	7.42		0.09	0.23	0.57
07/27/09 10:57	4.53	<	0.06		
08/04/09 09:56	1.32		0.09	0.04	2.49
08/11/09 08:57	2.96		0.11		
08/17/09 07:00	0.97	<	0.06	0.03	3.79
08/17/09 22:45	1.53	<	0.06	0.04	1.85
08/18/09 06:48	2.18		0.23	0.06	1.42
08/25/09 12:22	3.63		0.09	< 0.01	0.38
09/02/09 12:16	2.92	<	0.06		
09/09/09 12:04	6.78		4.68		
09/15/09 12:35	6.12	<	0.06	0.29	0.51
09/20/09 11:45	1.02		0.09	0.02	7.69
09/20/09 17:14	1.25		0.33	0.03	3.37
09/21/09 08:00	4.81		0.35	0.06	1.45
09/28/09 14:32	7.61	<	0.06	0.05	0.38
10/06/09 14:30	3.86		0.58		
10/13/09 09:26	7.44		0.09	0.03	0.57
10/19/09 12:53	7.39	<	0.06		
10/23/09 03:15	1.30 *		0.66	0.03 *	5.77
10/23/09 08:05	2.02 *		0.66	0.03 *	3.01
10/24/09 07:24	5.29		0.15	0.03	0.98
10/27/09 09:36	6.44	<	0.06	0.03	0.54
10/29/09 15:44	4.30 *		0.06	0.03 *	2.15
10/29/09 23:02	0.70 *		0.15	0.02 *	4.23
10/30/09 10:27	1.80 *		0.16	0.01 *	2.07
10/31/09 09:12	4.48		0.08	0.02	0.97
11/03/09 10:22	5.95	<	0.06	0.02	0.49
11/10/09 09:55	6.25	<	0.06		
11/16/09 03:00	3.20		0.25	0.05	2.84
11/16/09 09:05	4.60		0.14	0.04	1.50
11/16/09 12:08	3.30		0.31	0.02	2.59
11/17/09 06:00	1.64		0.31	0.02	3.55
11/17/09 08:35	2.42		0.31	0.02	2.96
11/17/09 21:15	4.16		0.28	0.02	1.81
11/18/09 08:46	4.88		0.21	0.02	1.14
11/24/09 09:56	6.38	<	0.06 *	0.02	0.37
11/24/09 15:20	4.37		0.09 *	0.02	1.83 *
12/01/09 10:11	6.43	<	0.06 *	0.01	0.39
12/08/09 10:30	6.37		0.06 *		
12/15/09 10:16	6.53	<	0.06 *	0.02	0.41
12/21/09 10:47	6.57	<	0.06		
12/24/09 10:30	5.76 *		0.45	0.03 *	1.64
12/29/09 07:58	6.70		0.09	0.01	0.57 *
01/05/10 10:05	6.88		0.10	0.02 *	0.37
01/12/10 10:16	6.52		0.10		
01/20/10 10:17	6.12		0.18		
01/24/10 09:05	3.57		0.27	0.03	4.22
01/24/10 15:41	4.97		0.17	0.03	2.04
01/25/10 09:10	6.42		0.10	0.02	0.83
01/26/10 09:31	6.95		0.07	0.02	0.48
02/02/10 13:00	6.83		0.11		
02/09/10 10:57	6.32		0.08	0.02	0.39
02/16/10 09:35	6.23		0.07		
02/21/10 12:03	5.30		0.19	0.03	0.90
02/21/10 23:15	2.14		0.37	0.02	4.64
02/22/10 08:37	4.76		0.33	0.02	1.59
02/23/10 09:31	6.42		0.12	0.02	0.71
03/02/10 09:58	6.45	<	0.06	0.01	0.32
03/09/10 10:20	6.31	<	0.06	0.01	0.37
03/16/10 08:34	7.10	<	0.06		

**Table D2. (Continued)**

<i>Date/Time (CST)</i>	<i>NO<sub>3</sub>-N (mg/L)</i>		<i>NH<sub>4</sub>-N (mg/L)</i>	<i>NO<sub>2</sub>-N (mg/L)</i>	<i>TKN (mg/L)</i>
03/24/10 09:46	6.44	<	0.06		
03/28/10 13:43	5.66	<	0.06	0.02	0.98
03/30/10 09:09	6.84	<	0.06	0.02	0.43
04/06/10 09:04	6.25	<	0.06		
04/13/10 09:26	6.32	<	0.06	0.04	0.27
04/21/10 08:56	6.43	<	0.06		
04/25/10 09:15	5.77		0.13	0.07	1.05
04/27/10 07:56	5.87		0.07	0.04	0.84
05/04/10 09:12	7.37	<	0.06		
05/11/10 02:15	6.41		0.27	0.06	5.72
05/11/10 07:20	12.45		0.60	0.17	6.19
05/11/10 15:48	13.31		0.24	0.11	1.75
05/17/10 03:45	4.07		0.21	0.03	9.26
05/17/10 09:41	7.11		0.26	0.04	4.40
05/17/10 18:30	10.50		0.25	0.05	2.29
05/18/10 08:18	11.29		0.16	0.04	1.10
05/25/10 09:20	9.16		0.07	0.06	0.50
05/25/10 13:34	1.73		0.30	0.03	10.66
05/25/10 17:58	5.44		0.11	0.05	2.01
06/02/10 08:14	5.61		0.08	0.05	2.45
06/08/10 09:30	8.23	<	0.06	0.05	0.55
06/09/10 01:15	2.05		0.16	0.03	6.06
06/09/10 05:48	5.92		0.21	0.05	2.73
06/12/10 18:00	1.78 *		0.19	0.04 *	5.94
06/12/10 21:39	4.23 *		0.09	0.03 *	2.67
06/13/10 06:00	8.04	<	0.06	0.03	0.82
06/13/10 14:32	8.22		0.10	0.04	1.47
06/13/10 18:04	6.80		0.73	0.06	3.10
06/14/10 07:45	7.86		0.09	0.04	0.91
06/15/10 09:08	8.43		0.10	0.05	0.69
06/21/10 07:00	8.24		0.09	0.08	0.82
06/29/10 10:02	7.80	<	0.06		
07/07/10 06:50	6.65	<	0.06		
07/12/10 13:43	6.15		4.24	0.29	5.37
07/19/10 21:00	3.40 *	<	0.06	0.04 *	1.48
07/20/10 02:15	0.77	<	0.06	0.03	3.32
07/20/10 13:35	2.23		0.20	0.04	1.84
07/27/10 08:34	5.21	<	0.06	0.27 *	0.61
08/03/10 10:06	4.19	<	0.06		
08/10/10 10:44	3.90		0.78		
08/17/10 15:40	3.38		3.48	0.30	4.17
08/24/10 13:01	2.44	<	0.06		
08/30/10 10:05	2.35	<	0.06		
09/07/10 08:08	5.98		0.48		
09/14/10 12:53	6.35	<	0.06	0.09	0.42
09/21/10 10:09	5.87	<	0.06		
09/28/10 08:31	6.15	<	0.06		
10/05/10 08:15	5.98	<	0.06		
10/12/10 07:25	5.57	<	0.06		
10/19/10 08:01	4.89	<	0.06	0.04	0.60
10/26/10 07:21	3.75	<	0.06		
11/02/10 07:16	3.71	<	0.03		
11/09/10 14:22	3.70	<	0.03		
11/16/10 09:02	3.55	<	0.03	0.04	0.44
11/22/10 10:12	3.20	<	0.03		
11/29/10 10:22	6.92		0.04		
12/07/10 08:10	6.88		0.03		
12/14/10 09:10	6.97		0.06	0.02	0.31
12/21/10 08:26	5.72		0.04		
12/28/10 08:40	5.91	<	0.03		
12/31/10 15:25	6.23 *		0.82	0.05 *	9.81
12/31/10 20:03	9.19 *		1.09	0.08 *	4.20
01/01/11 12:21	11.33		0.44	0.06 *	1.59
01/04/11 08:47	8.45		0.09	0.01	0.57
01/11/11 11:24	7.35		0.04	0.01	0.40

**Table D2. (Concluded)**

<i>Date/Time (CST)</i>	<i>NO<sub>3</sub>-N (mg/L)</i>	<i>NH<sub>4</sub>-N (mg/L)</i>	<i>NO<sub>2</sub>-N (mg/L)</i>	<i>TKN (mg/L)</i>
01/19/11 13:31	6.67	0.04		
01/24/11 10:06	6.55	< 0.03		
01/31/11 10:56	6.03	< 0.03		
02/09/11 11:09	6.24	< 0.03		
02/15/11 09:02	6.41	0.18	0.02	1.04
02/17/11 12:00	7.06	0.38	0.03	1.65
02/18/11 10:18	10.55	0.26	0.04	0.99
02/22/11 10:03	9.05	0.14	0.02	0.72
02/27/11 23:15	6.00	0.23	0.03	9.21
02/28/11 09:40	9.58	0.52	0.04	2.68
03/07/11 10:40	9.37	0.06	0.02	0.63
03/15/11 07:20	8.04	0.04	0.02	0.51
03/22/11 07:52	7.39	< 0.03		
03/29/11 08:11	6.92	< 0.03		
04/05/11 08:04	6.27	0.72		
04/12/11 09:10	5.52	0.86	0.18	1.53
04/19/11 08:45	5.48	0.14	0.04	2.23
04/22/11 09:45	2.74 *	0.44	0.02 *	10.47
04/22/11 13:45	3.05 *	0.46	0.03 *	9.92
04/22/11 20:15	9.09 *	1.23	0.11 *	3.65
04/25/11 09:13	9.40	0.20	0.04	0.59
05/03/11 08:36	7.94	< 0.03		
05/10/11 08:36	6.92	< 0.03		
05/17/11 08:13	7.05	< 0.03	0.05	0.36
05/24/11 08:11	8.85	0.10		
05/25/11 08:15	6.57	0.15	0.06	7.49
05/25/11 12:07	4.67	0.25	0.05	6.81
05/25/11 22:00	3.67	0.13	0.03	5.55
05/26/11 13:32	11.68	0.12	0.04	1.03
05/31/11 08:20	9.82	0.03	0.04	0.48
06/07/11 07:12	8.82	< 0.03		
06/14/11 03:25	6.45	0.17	0.09	1.48
06/14/11 06:22	5.84	0.06	0.06	2.24
06/14/11 10:30	5.04	0.17	0.08	3.39
06/15/11 07:58	7.34	0.06	0.05	1.63
06/21/11 07:05	8.39	0.15	0.10	0.73
06/26/11 23:07	3.26	0.24	0.05	6.40
06/27/11 02:40	1.29	0.19	0.03	6.82
06/27/11 07:47	2.72	0.10	0.03	2.91
06/27/11 19:45	9.12	< 0.03	0.04	0.96
06/28/11 09:58	9.56	0.04	0.03	0.61
07/04/11 12:00	0.16	300.33	0.04	390.37
07/05/11 08:06	7.86	17.87	0.10	19.33
07/12/11 07:20	5.17	1.16	1.26	2.44
07/19/11 07:50	2.59	0.29		
07/26/11 07:40	2.55	0.20		
08/01/11 09:47	1.85	0.10		
08/09/11 07:31	0.72	0.30		
08/15/11 10:40	0.75	0.20	0.04	0.97
08/22/11 10:02	0.41	0.55		
08/30/11 07:49	0.14	0.45		
09/06/11 08:24	0.11	0.83		
09/13/11 07:49	< 0.07	0.49	0.01	1.63
09/20/11 07:28	0.08	0.28		
09/27/11 08:15	0.07	0.06		

**Table D3. Nitrogen Concentrations for Court Creek (Station 301)**

<i>Date/Time (CST)</i>	<i>NO<sub>3</sub>-N (mg/L)</i>	<i>NH<sub>4</sub>-N (mg/L)</i>	<i>NO<sub>2</sub>-N (mg/L)</i>	<i>TKN (mg/L)</i>
10/22/99 14:40		0.07		
10/22/99 14:58	0.71 *			
11/10/99 14:50		< 0.04		
11/10/99 14:55	0.36			
12/02/99 10:21		< 0.04		
12/02/99 10:27	1.31			
12/15/99 11:08	2.04	0.05		
12/27/99 11:06	2.69	0.07		
01/12/00 12:30	1.93	0.08		
01/25/00 10:45	3.30	0.34		
02/08/00 10:39	2.68	0.09		
02/22/00 10:27	2.19	0.15 *		
03/07/00 14:14	5.36 *	< 0.07		
03/14/00 10:48	4.53 *	< 0.07		
03/22/00 13:31	2.79	< 0.07		
03/28/00 10:18	3.13 *	< 0.07	< 0.05	0.45
04/04/00 09:14	2.90	< 0.07		
04/11/00 09:10	2.75	< 0.07		
04/18/00 08:49	2.07	< 0.07		
04/20/00 14:22	2.36	0.31	0.07 *	3.36
04/25/00 08:58	5.26	< 0.07	0.05	0.38
05/02/00 08:42	4.05	< 0.07		
05/10/00 07:24	3.63	0.22		
05/16/00 08:03	4.43	< 0.07		
05/23/00 07:35	3.58	0.08	0.07	0.54
05/30/00 11:58	4.13	0.10		
05/31/00 08:57	3.92	0.59	0.06	9.62
06/06/00 07:38	8.06	0.13		
06/14/00 07:52	5.00	0.11		
06/20/00 07:33	7.17	< 0.07		
06/23/00 20:56	1.70 *	0.23	< 0.05 *	6.91
06/25/00 07:36	4.58	0.11	< 0.05	1.95
06/26/00 08:15	6.23	0.07	< 0.05 *	1.06
07/05/00 10:08	4.20	0.08		
07/11/00 09:45	4.94	0.10		
07/18/00 09:22	5.49	< 0.07		
07/25/00 07:52	4.18	< 0.07	< 0.05	0.55
08/01/00 07:40	3.13	< 0.07		
08/08/00 07:48	1.93	0.10		
08/15/00 07:48	0.98	0.06		
08/22/00 07:38	0.41	0.09		
08/29/00 09:38	< 0.06	< 0.07	< 0.05	0.90
09/05/00 09:01	< 0.06	< 0.07		
09/12/00 07:28	< 0.06 *	< 0.07		
09/19/00 07:30	< 0.06	< 0.07		
09/26/00 07:52	1.63	0.10	< 0.05	0.90
10/03/00 07:20	1.44	< 0.07		
10/10/00 08:10	3.36	< 0.07		
10/18/00 07:38	1.51	< 0.07		
10/24/00 07:41	0.95	< 0.03	< 0.05	0.50
10/31/00 12:00	0.79	< 0.03		
11/06/00 08:45	1.09	< 0.03		
11/14/00 07:53	2.24	0.03		
11/20/00 09:01	2.83	0.04		
11/28/00 09:25	2.65	0.03	< 0.02	0.36
12/05/00 09:30	2.78	0.03		
12/12/00 10:32	2.45	< 0.03 *		
12/19/00 09:18	2.92	0.09	0.02	0.72
12/26/00 09:49	3.41	0.23		
01/02/01 10:09	3.09	0.33		
01/09/01 09:14	3.09	0.29		
01/16/01 09:35	2.63	0.90	0.03	1.79
01/23/01 11:54	3.49	0.18		
01/30/01 02:11	2.28	0.44	0.02 *	2.20
01/30/01 11:02	3.74	0.54	0.03 *	2.11
02/06/01 09:00	5.59	0.20		
02/09/01 11:19	2.73 *	0.54	0.04 *	5.04

**Table D3. (Continued)**

<i>Date/Time (CST)</i>	<i>NO<sub>3</sub>-N (mg/L)</i>	<i>NH<sub>4</sub>-N (mg/L)</i>	<i>NO<sub>2</sub>-N (mg/L)</i>	<i>TKN (mg/L)</i>
02/10/01 09:16	6.27 *	0.41	< 0.02 *	1.49
02/13/01 08:56	7.65	0.33		
02/20/01 09:42	6.46	0.26	0.03 *	0.86
02/24/01 16:40	1.37	0.66	0.03 *	7.07
02/25/01 00:55	2.26	0.58	0.03 *	4.88
02/27/01 08:56	6.02	0.20		
03/06/01 08:58	6.04	0.08		
03/13/01 08:20	5.02	< 0.07		
03/20/01 09:37	6.82	< 0.07	0.02	0.61
03/26/01 09:39	6.59	< 0.07		
04/03/01 07:14	5.18	< 0.07		
04/10/01 07:38	4.84	< 0.07		
04/17/01 07:56	5.85	< 0.07	0.02	0.48
04/24/01 11:06	4.57	< 0.07		
05/01/01 08:40	4.49	< 0.07		
05/08/01 12:30	3.38	0.17		
05/15/01 07:45	5.56	0.17	0.11	1.26
05/22/01 06:38	7.28	0.11		
05/30/01 09:55	7.00	< 0.07		
06/05/01 16:16	4.31	0.41	0.04	4.13
06/12/01 06:04	7.43	< 0.07		
06/19/01 07:50	6.33	< 0.07		
06/26/01 07:30	5.60	< 0.07	0.06	0.83
07/02/01 08:15	4.98	< 0.07		
07/10/01 08:14	4.19	< 0.07		
07/17/01 10:03	2.40	< 0.07		
07/24/01 07:38	1.98	0.35	0.11	1.82
07/31/01 07:57	0.78	0.09		
08/07/01 07:25	0.13	< 0.08		
08/14/01 07:21	< 0.06	< 0.08		
08/21/01 07:45	0.31	< 0.08	< 0.02	0.90
08/28/01 07:16	0.29	< 0.08		
09/04/01 08:16	< 0.06	< 0.08		
09/11/01 07:57	0.35	0.10		
09/18/01 08:18	0.07	< 0.08	< 0.02	0.54
09/25/01 07:50	0.65	< 0.08		
10/02/01 08:08	0.07	< 0.08		
10/09/01 10:45	0.14	< 0.08		
10/16/01 07:48	0.27	< 0.08	< 0.02	0.66
10/23/01 07:44	0.54	< 0.08		
10/30/01 08:52	0.13	< 0.08		
11/06/01 08:59	< 0.06	< 0.08		
11/13/01 09:10	< 0.06	< 0.08	< 0.02	0.42
11/20/01 09:27	< 0.06	< 0.08		
11/27/01 08:45	0.38	< 0.08		
12/04/01 08:49	0.27	< 0.08		
12/11/01 08:54	0.33	< 0.08		
12/19/01 10:52	0.65	< 0.08	< 0.02	0.23
12/26/01 10:11	1.41	< 0.08		
01/02/02 09:43	1.69	< 0.08		
01/08/02 09:12	1.75	< 0.08		
01/15/02 13:57	1.45	0.16		
01/22/02 07:59	1.52	< 0.08	< 0.02	0.38
01/29/02 14:01	1.12	0.08		
02/05/02 15:41	1.24	0.05		
02/13/02 08:19	3.98	0.11		
02/19/02 08:20	3.14	0.05	< 0.02	0.43
02/26/02 08:47	4.21	0.04		
03/05/02 09:44	4.33	0.03		
03/12/02 08:49	5.36	0.04		
03/19/02 08:56	4.23	0.03	0.02	0.53
03/26/02 08:57	4.31	0.08		
04/02/02 09:16	3.23	0.04		
04/08/02 14:30	2.82 *	0.28	0.03 *	4.33
04/09/02 07:33	5.85	0.23	0.03	2.03
04/16/02 07:56	5.09	0.05	0.05	0.74
04/23/02 08:09	4.80	< 0.03	0.03	0.43

**Table D3. (Continued)**

<i>Date/Time (CST)</i>	<i>NO<sub>3</sub>-N (mg/L)</i>	<i>NH<sub>4</sub>-N (mg/L)</i>	<i>NO<sub>2</sub>-N (mg/L)</i>	<i>TKN (mg/L)</i>
04/30/02 07:41	6.52	0.04		
05/07/02 08:04	5.03	0.03		
05/11/02 12:55	3.63	0.34	0.05 *	8.63
05/11/02 16:15	3.99	0.60	0.06 *	9.56
05/12/02 01:13	4.54	0.68	0.05	10.19
05/12/02 07:15	5.02	0.47	0.07	5.67
05/12/02 13:42	5.92	0.33	0.07	3.38
05/13/02 09:00	7.35	0.19	0.05	1.36
05/14/02 07:44	7.78	0.18	0.04	1.11
05/21/02 09:26	7.55	0.06	< 0.01	0.44
05/28/02 08:28	6.88	0.05		
06/04/02 07:41	6.48	0.03		
06/04/02 15:30	3.92	0.23	0.06	10.31
06/04/02 18:27	3.29	0.27	0.06	8.94
06/05/02 00:45	4.27	0.17	0.06	4.52
06/05/02 11:43	7.62	0.13	0.06	1.43
06/11/02 06:56	7.37	0.06	0.06	0.91
06/12/02 21:00	5.57	0.15	0.05	3.83
06/13/02 01:28	2.14	0.33	0.04	8.62
06/13/02 03:35	2.43	0.26	0.04	7.29
06/13/02 05:25	1.89	0.28	0.03	9.65
06/13/02 08:34	1.75	0.28	0.03	8.32
06/13/02 12:00	2.63	0.25	0.04	4.51
06/13/02 14:34	3.40	0.24	0.04	4.05
06/13/02 23:30	5.36	0.14	0.05	2.61
06/14/02 07:45	6.07	0.13	0.05	1.75
06/18/02 07:51	8.26	0.06	0.04	0.67
06/25/02 07:29	7.39	0.04		
07/01/02 08:10	6.41	0.04		
07/09/02 06:30	4.44	< 0.03		
07/15/02 07:35	5.52	< 0.03		
07/23/02 07:43	3.09	< 0.03	0.05	0.61
07/30/02 07:56	2.65	0.09		
08/06/02 07:45	2.20	0.05		
08/12/02 08:05	0.65	< 0.03		
08/13/02 16:15	0.72	0.32	0.03	7.39
08/13/02 19:30	0.94	0.34	0.05	5.73
08/14/02 08:15	1.15	0.20	0.02	1.40
08/20/02 08:10	1.31	0.10	0.03 *	1.00
08/23/02 01:00	0.91	0.13	0.02	5.28
08/23/02 03:00	0.65	0.27	0.02	6.48
08/23/02 08:10	0.87	0.16	0.02	5.01
08/23/02 10:30	1.02	0.24	0.02	4.04
08/27/02 07:52	3.17	0.03	0.02	0.49
09/03/02 08:12	1.75	< 0.03		
09/10/02 08:20	0.72	< 0.03		
09/16/02 08:25	0.32	< 0.03	< 0.01	0.32
09/23/02 08:47	0.69	0.04		
10/01/02 07:29	0.27	0.03		
10/08/02 07:46	0.31	< 0.03		
10/15/02 08:22	0.25	< 0.03	< 0.01 *	0.24
10/21/02 08:02	0.33	0.03		
10/28/02 09:22	0.43	< 0.03		
11/06/02 09:16	0.20	0.03		
11/12/02 09:17	< 0.06	< 0.03	< 0.01	0.27
11/18/02 08:34	< 0.06	< 0.03		
11/25/02 09:35	0.31	< 0.03		
12/03/02 09:14	0.70	< 0.03		
12/10/02 13:43	0.80	< 0.03		
12/17/02 15:01	0.99	< 0.03	0.01	0.25
12/23/02 09:29	1.27	0.03		
12/30/02 09:05	1.42	0.04		
01/07/03 09:20	1.19	< 0.03	< 0.01	0.26
01/14/03 08:35	1.44	< 0.03		
01/21/03 09:29	1.59	< 0.03		
01/28/03 08:54	1.16	< 0.03		
02/05/03 08:46	1.95	0.07	0.04	0.68



**Table D3. (Continued)**

<i>Date/Time (CST)</i>	<i>NO<sub>3</sub>-N (mg/L)</i>	<i>NH<sub>4</sub>-N (mg/L)</i>	<i>NO<sub>2</sub>-N (mg/L)</i>	<i>TKN (mg/L)</i>
02/10/03 09:13	1.93	< 0.03		
02/18/03 09:28	1.53	0.15		
02/25/03 08:55	1.52	0.31		
03/04/03 08:49	1.63	0.33		
03/10/03 08:27	1.85	0.42	0.03	1.19
03/18/03 08:43	1.43	0.34		
03/25/03 08:58	1.20	0.05		
04/01/03 08:11	0.78	< 0.03		
04/08/03 07:57	0.79	< 0.03		
04/15/03 07:25	0.45	< 0.03	0.02	0.52
04/22/03 08:05	1.59	0.05		
04/29/03 07:22	1.03	0.10		
05/01/03 04:23	1.78	0.58	0.05	16.75
05/01/03 06:36	2.27	0.53	0.08	14.92
05/01/03 09:53	2.68	0.43	0.06	8.48
05/06/03 07:37	6.57	0.16	0.05	0.97
05/10/03 21:15	5.18	0.27	0.06 *	5.82
05/10/03 22:45	3.65	0.41	0.06 *	15.34
05/11/03 01:36	2.40	0.49	0.05	13.76
05/11/03 10:32	4.74	0.26	0.06	4.42
05/13/03 09:06	7.39	0.17	0.04	0.88
05/21/03 07:27	5.75	0.07		
05/27/03 08:06	5.12	< 0.03		
06/02/03 08:06	4.69	0.04		
06/10/03 08:04	3.31	0.06		
06/17/03 14:30	3.22	0.04	0.06	0.66
06/24/03 08:41	3.03	0.04		
07/01/03 07:24	5.06	0.06		
07/08/03 07:37	3.15	0.04		
07/15/03 08:17	1.90	< 0.03	0.03	0.56
07/22/03 07:31	1.61	0.29		
07/29/03 07:21	0.81	< 0.03		
08/05/03 07:43	< 0.07	0.03		
08/13/03 07:39	< 0.07	0.06		
08/19/03 08:17	< 0.07	0.03	0.02	0.66
08/26/03 12:36	< 0.07	0.04		
09/02/03 08:28	0.63	0.30		
09/09/03 14:25	< 0.07	0.04		
09/16/03 11:27	0.38	0.07	0.02	0.89
09/23/03 07:16	< 0.07	0.04		
09/30/03 07:44	< 0.07	< 0.03		
10/06/03 08:19	< 0.07	< 0.03		
10/14/03 08:30	< 0.07	0.04		
10/21/03 07:05	< 0.07	< 0.03	< 0.02	0.46
10/27/03 09:17	< 0.07	< 0.03		
11/04/03 09:16	0.25	< 0.03		
11/12/03 09:30	0.43	< 0.03		
11/17/03 09:20	0.14	< 0.03	< 0.02 *	0.27
11/24/03 09:27	0.69	< 0.03		
12/02/03 09:05	0.29	< 0.03		
12/08/03 15:26	0.16	< 0.03		
12/10/03 03:45	1.01	0.21	0.03	7.80
12/10/03 09:45	1.86	0.33	0.03	7.87
12/10/03 12:58	2.62	0.36	0.04	4.24
12/10/03 16:52	3.66	0.51	0.05	3.12
12/11/03 08:11	6.55	0.29	0.05	1.34
12/17/03 09:32	5.79	0.11	0.02	0.48
12/22/03 09:34	5.46	0.07		
12/29/03 09:11	4.28	0.04		
01/06/04 08:35	4.36	< 0.03		
01/13/04 09:14	4.01	< 0.03	< 0.02	0.36
01/20/04 09:35	3.90	< 0.03		
01/27/04 09:07	4.77	< 0.03		
02/02/04 09:38	4.50	< 0.03		
02/09/04 09:30	3.78	0.51		
02/17/04 09:31	3.80	0.06	< 0.02	0.32
02/24/04 09:15	3.49	0.22		

**Table D3. (Continued)**

<i>Date/Time (CST)</i>	<i>NO<sub>3</sub>-N (mg/L)</i>	<i>NH<sub>4</sub>-N (mg/L)</i>	<i>NO<sub>2</sub>-N (mg/L)</i>	<i>TKN (mg/L)</i>
03/02/04 08:52	2.52	< 0.03		
03/09/04 09:11	5.17	0.03		
03/16/04 08:59	3.90	< 0.03	< 0.02	0.43
03/22/04 09:21	3.42	0.04		
03/29/04 09:16	3.34	0.06		
04/07/04 09:55	4.26	< 0.03		
04/13/04 07:35	3.47	< 0.03	0.04	0.41
04/20/04 07:18	1.99	0.08		
04/27/04 07:15	2.63	0.04		
05/04/04 07:03	2.90	0.06		
05/11/04 07:20	2.45	0.11		
05/18/04 08:00	3.88	0.09	0.13	0.49
05/25/04 12:14	3.60	0.16		
05/30/04 15:30	5.24	0.16	0.11	2.09
05/30/04 17:34	3.77	0.36	0.08	9.22
05/30/04 20:55	4.08	0.36	0.07	7.44
05/31/04 09:55	8.32	0.23	0.09	2.42
06/01/04 08:20	9.55	0.18	0.09	1.01
06/08/04 07:24	7.55	0.06	0.10	0.70
06/16/04 08:20	5.81	0.07	0.09	0.68
06/22/04 12:31	6.20 *	< 0.04		
06/28/04 08:33	4.87	< 0.04		
07/06/04 08:03	2.69	0.05		
07/11/04 16:07	2.90	0.07	0.06	1.34
07/11/04 18:30	2.79	0.14	0.06	4.16
07/12/04 02:30	1.62	0.26	0.05	3.58
07/12/04 07:16	2.39	0.23	0.05	2.28
07/13/04 08:07	3.89	0.07	0.06	1.20
07/19/04 08:14	3.46	< 0.04	0.03	0.45
07/27/04 07:27	2.15	< 0.04		
08/03/04 07:26	0.93	0.07		
08/10/04 08:09	0.20	0.07		
08/17/04 07:32	0.17	0.06	< 0.01	0.95
08/24/04 07:52	0.15	< 0.04		
08/31/04 07:51	0.66	0.05		
09/08/04 07:53	0.12	< 0.04		
09/14/04 07:38	< 0.07	0.06	< 0.01	0.41
09/15/04 21:06	0.44	0.10	0.02	2.62
09/15/04 22:55	0.68	0.17	0.04	3.73
09/16/04 08:53	0.83	0.09	0.03	1.70
09/21/04 08:02	0.58	< 0.04	0.01	0.56
09/28/04 07:32	0.08	< 0.04		
10/05/04 08:10	0.24	< 0.04		
10/12/04 08:23	0.65	< 0.04		
10/19/04 08:11	0.43	< 0.04	< 0.01	0.44
10/26/04 07:20	5.16	< 0.04		
11/03/04 09:19	6.67	0.18	0.03	0.69
11/08/04 14:35	6.47	0.08	0.03	0.48
11/16/04 09:05	5.71	< 0.06	0.02	0.30
11/22/04 09:18	4.84	< 0.06		
11/30/04 09:15	6.24	0.12	0.03	0.70
12/07/04 09:25	5.51	0.14	0.03	1.50
12/07/04 12:56	4.00	0.20	0.06	3.03
12/07/04 21:35	4.74	0.24	0.06	2.24
12/08/04 12:58	6.54	0.11	0.03	0.86
12/14/04 08:33	7.00	< 0.06	0.02	0.37
12/21/04 08:37	7.29	< 0.06		
12/28/04 07:03	6.64	< 0.06		
01/03/05 17:18	3.56	0.49	0.03	6.53
01/03/05 23:30	4.27	0.47	0.03	3.86
01/04/05 08:54	6.05	0.26	0.03	1.53
01/11/05 08:29	6.05	0.09	0.02	0.56
01/12/05 17:42	4.70	0.29	0.03	2.14
01/12/05 19:59	3.58	0.35	0.03	8.25
01/13/05 00:55	2.31	0.49	0.03	8.22
01/13/05 07:00	3.86	0.35	0.04	4.21
01/13/05 13:20	5.27	0.23	0.03	2.32

**Table D3. (Continued)**

<i>Date/Time (CST)</i>	<i>NO<sub>3</sub>-N (mg/L)</i>	<i>NH<sub>4</sub>-N (mg/L)</i>	<i>NO<sub>2</sub>-N (mg/L)</i>	<i>TKN (mg/L)</i>
01/19/05 09:02	8.83	0.13	0.02	0.48
01/25/05 08:30	7.43	0.30		
02/01/05 08:47	6.23	0.06		
02/08/05 08:16	5.02	0.14		
02/14/05 09:00	4.86	0.22	0.03	2.57
02/14/05 18:15	6.25	0.14	0.02	1.19
02/15/05 09:10	7.05	0.08	0.02	0.74
02/22/05 09:00	5.83	< 0.06	0.01	0.30
03/01/05 09:05	5.70	< 0.06		
03/08/05 08:11	5.20	< 0.06		
03/15/05 09:17	5.10	< 0.06	0.02	0.48
03/22/05 08:09	4.35	< 0.06		
03/29/05 09:16	5.58	< 0.06		
04/05/05 07:05	4.57	< 0.06		
04/11/05 08:00	3.83	< 0.06	0.06	0.61
04/19/05 06:55	4.19	< 0.06		
04/22/05 08:09	4.01	0.16	0.06	2.66
04/26/05 06:48	5.66	< 0.06	0.03	0.50
05/03/05 07:06	4.96	< 0.06		
05/10/05 08:07	3.07	0.50		
05/17/05 06:53	3.30	< 0.06	0.08	0.52
05/24/05 08:06	2.67	0.28		
05/31/05 08:08	2.76	0.13		
06/07/05 07:09	1.77	0.21		
06/14/05 06:55	1.74	0.13	0.12	0.62
06/21/05 07:04	1.43	0.12		
06/28/05 06:59	0.26	0.08		
07/05/05 08:17	0.22	0.08		
07/12/05 13:01	< 0.07	< 0.06	< 0.01	0.94
07/19/05 07:17	< 0.07	0.11		
07/27/05 12:31	0.28	0.13		
08/02/05 07:13	< 0.07 *	0.07		
08/09/05 07:04	0.07	0.18		
08/16/05 07:03	0.24	< 0.06	0.02	0.47
08/23/05 06:50	< 0.07	0.07		
08/30/05 07:00	< 0.07	0.12		
09/06/05 08:09	< 0.07	0.09		
09/13/05 07:03	< 0.07	0.09	< 0.01	0.75
09/19/05 13:23	0.08	< 0.06	< 0.01	1.74
09/20/05 07:08	0.50	0.33	0.05	1.38
09/27/05 07:10	0.48	0.25	0.06	1.08
10/04/05 07:04	0.43	0.09		
10/11/05 08:10	< 0.07	< 0.06		
10/18/05 07:05	< 0.07	< 0.06	< 0.01	0.45
10/25/05 07:06	0.25	< 0.06		
11/01/05 07:57	< 0.07	< 0.06		
11/08/05 07:55	< 0.07	< 0.06		
11/15/05 08:12	< 0.07	< 0.06	< 0.01	< 0.26
11/21/05 09:11	< 0.07	< 0.06		
11/28/05 09:02	< 0.07	< 0.06		
12/06/05 08:03	0.40	< 0.06		
12/13/05 08:10	0.66	0.11	< 0.01	0.31
12/20/05 08:24	0.75	< 0.06		
12/27/05 09:11	0.77	0.09		
01/03/06 08:07	0.78	0.21		
01/10/06 08:04	0.54	< 0.06 *	< 0.01	0.40
01/17/06 08:04	0.27	< 0.06		
01/24/06 08:09	0.33	< 0.06		
01/29/06 12:12	1.15	0.34	0.02	1.70
01/30/06 08:05	1.60	0.60	0.03	1.86
01/31/06 08:10	1.84	0.33	0.03	1.06
02/07/06 07:57	0.81	< 0.06	< 0.01	0.36
02/14/06 08:12	0.33	< 0.06		
02/21/06 08:05	0.18	< 0.06		
02/28/06 08:00	0.20	< 0.06		
03/07/06 08:31	0.29	< 0.06		
03/13/06 09:18	1.33	0.47	0.05 *	4.88

**Table D3. (Continued)**

<i>Date/Time (CST)</i>	<i>NO<sub>3</sub>-N (mg/L)</i>	<i>NH<sub>4</sub>-N (mg/L)</i>	<i>NO<sub>2</sub>-N (mg/L)</i>	<i>TKN (mg/L)</i>
03/13/06 15:51	1.74	0.39	0.05 *	4.30
03/14/06 08:15	4.30	0.18	0.06	1.29
03/21/06 09:50	2.95	< 0.06	0.03	0.42
03/28/06 14:13	1.75	< 0.06		
04/02/06 20:00	4.61 *	0.17	0.03 *	1.72
04/03/06 15:35	5.31	0.29	0.04	1.91
04/04/06 14:55	7.68	0.08	0.03	0.69
04/06/06 11:45	4.10	0.23	0.04	7.45
04/06/06 19:35	4.52	0.20	0.04	3.37
04/07/06 05:41	6.23	0.22	0.04	3.90
04/11/06 06:57	9.07	< 0.06	0.04	0.46
04/18/06 07:22	7.79	< 0.06	0.05	0.62
04/25/06 07:24	6.49	< 0.06		
04/30/06 20:45	4.88 *	0.21	0.08 *	4.71
05/01/06 08:40	6.93	0.29	0.07	2.62
05/02/06 07:10	10.01	0.11	0.06	1.18
05/10/06 07:37	7.92	< 0.06 *	0.06	0.48
05/15/06 08:44	7.00	< 0.06		
05/23/06 07:19	7.78	< 0.06	0.08	0.42
05/30/06 08:13	5.62	0.15		
06/06/06 07:27	5.38	0.06		
06/13/06 07:05	5.02	< 0.06		
06/19/06 09:32	3.34	0.08	0.08	0.62
06/27/06 17:01	2.10	0.06		
07/05/06 08:19	2.38	0.09 *		
07/11/06 07:17	0.47	< 0.06		
07/18/06 07:15	0.10	0.08		
07/25/06 07:15	0.56	0.09	0.03	1.04
08/01/06 09:49	0.23	0.08		
08/08/06 08:36	0.18	0.14		
08/15/06 14:43	0.43	0.08		
08/23/06 12:23	0.19	< 0.06	< 0.01	0.62
08/29/06 06:54	0.56	0.16		
09/05/06 08:11	0.87	0.24		
09/11/06 09:43	0.96	0.31		
09/19/06 07:04	0.24	< 0.06	< 0.01	0.47
09/26/06 06:59	< 0.07	< 0.06		
10/03/06 07:05	< 0.07	< 0.06		
10/11/06 07:11	< 0.07	< 0.06		
10/17/06 07:16	< 0.07	< 0.06	< 0.01	0.34
10/24/06 06:59	0.13	< 0.06		
10/31/06 08:16	< 0.07	< 0.06		
11/08/06 09:15	< 0.07	< 0.06		
11/14/06 08:12	0.16	< 0.06	< 0.01	0.53
11/20/06 09:25	< 0.07	< 0.06		
11/28/06 15:46	< 0.07	0.10		
12/06/06 08:31	4.11	0.29		
12/12/06 08:05	2.90	0.22		
12/18/06 09:11	5.93	0.10	0.04	0.46
12/27/06 07:56	7.19	< 0.06		
01/02/07 08:10	5.67	< 0.06		
01/04/07 20:15	4.80 *	0.10	0.03 *	1.80
01/05/07 10:45	5.13 *	0.30	0.05 *	1.66
01/05/07 15:37	5.75 *	0.41	0.05 *	1.40
01/09/07 08:10	7.43	< 0.06	0.02	0.34
01/17/07 08:14	6.62	< 0.06		
01/23/07 11:08	6.49	< 0.06		
01/30/07 08:23	7.14	< 0.06		
02/06/07 08:24	7.11	< 0.06	0.02	0.31
02/15/07 09:10	5.97	0.09		
02/21/07 07:55	4.82	0.79		
02/23/07 09:36	3.48 *	0.72	0.04 *	2.11
02/25/07 10:20	1.83	0.76	0.03	4.00
02/25/07 13:40	1.78	0.72	0.03	3.56
02/25/07 18:28	2.02	0.66	0.03	2.93
02/26/07 13:35	2.89	0.40	0.03	2.03
02/27/07 08:28	3.21	0.42	0.03	1.66

**Table D3. (Continued)**

<i>Date/Time (CST)</i>	<i>NO<sub>3</sub>-N (mg/L)</i>	<i>NH<sub>4</sub>-N (mg/L)</i>	<i>NO<sub>2</sub>-N (mg/L)</i>	<i>TKN (mg/L)</i>
03/01/07 08:05	1.76	0.72	0.03	9.42
03/01/07 13:15	1.65	0.70	0.04	6.57
03/01/07 23:40	2.07	0.59	0.04	4.97
03/02/07 12:07	2.94 *	0.44	0.03 *	2.65
03/06/07 08:10	3.48	0.22	0.02	0.70
03/13/07 06:59	4.23	0.08	0.02	0.69
03/20/07 08:45	4.90	< 0.06		
03/22/07 23:00	4.16 *	< 0.06	0.02 *	0.66
03/23/07 05:40	3.42 *	0.15	0.02 *	6.57
03/23/07 09:40	3.05 *	0.20	0.02 *	6.97
03/23/07 17:10	4.42 *	0.18	0.03 *	3.54
03/24/07 07:50	6.83	0.09	0.03	1.22
03/24/07 12:30	3.19	0.29	0.02	18.69
03/24/07 16:22	1.95	0.32	0.03	14.26
03/25/07 02:00	4.61	0.20	0.06	4.37
03/25/07 13:25	5.84	0.14	0.04 *	1.94
03/26/07 07:01	7.43	0.08	0.04 *	1.19
04/03/07 07:01	7.44	< 0.06	0.03	0.92
04/09/07 07:44	7.24	< 0.06		
04/17/07 07:12	6.31	< 0.06	0.03	0.43
04/24/07 07:24	5.69	< 0.06		
04/25/07 03:15	3.81	0.12	0.06	6.22
04/25/07 06:38	2.78	0.49	0.04	7.67
04/25/07 11:30	3.78	0.35	0.05	4.27
04/25/07 19:30	5.83	0.16	0.05	1.57
04/26/07 07:32	5.76	0.17	0.04	1.82
05/01/07 07:15	7.56	< 0.06	0.05	0.61
05/08/07 07:12	6.45	< 0.06		
05/15/07 07:23	5.75	< 0.06		
05/22/07 07:21	4.86	< 0.06	0.10	0.55
05/29/07 08:17	11.37	0.08		
06/05/07 07:25	8.98	< 0.06		
06/11/07 07:58	7.82	< 0.06		
06/19/07 11:34	5.94	< 0.06	0.09	0.64
06/23/07 10:07	3.23	0.13	0.07	3.79
06/24/07 10:45	7.16	0.08	0.09	1.13
06/26/07 07:11	6.89	< 0.06	0.07	0.62
07/02/07 13:40	6.09	< 0.06		
07/10/07 07:18	4.88	< 0.06		
07/16/07 08:05	2.72	< 0.06		
07/17/07 10:12	2.51	< 0.06	0.04	0.61
07/19/07 07:45	2.04	0.13	0.05	1.25
07/19/07 11:04	2.03	0.11	0.04	3.16
07/19/07 15:58	1.60	0.13	0.05	3.12
07/24/07 07:15	2.98	< 0.06	0.02	0.89
07/31/07 07:07	2.12	< 0.06		
08/07/07 07:04	0.43	< 0.06		
08/14/07 07:15	1.43	< 0.06		
08/21/07 07:04	1.00	0.17	0.04	1.15
08/24/07 00:30	0.96 *	0.13	0.04 *	2.50
08/24/07 06:40	0.87 *	0.17	0.04 *	4.87
08/24/07 09:45	0.92 *	0.18	0.05 *	4.51
08/24/07 18:31	0.99 *	0.13	0.07 *	2.84
08/28/07 07:19	2.26	< 0.06	0.04	0.96
09/05/07 07:10	0.83	< 0.06		
09/11/07 07:06	0.24	< 0.06		
09/19/07 06:55	< 0.07	< 0.06	< 0.01	0.34
09/25/07 07:00	< 0.07	< 0.06		
10/01/07 08:08	< 0.07	< 0.06		
10/10/07 06:45	0.08	< 0.06		
10/16/07 07:00	< 0.07	< 0.06	< 0.01	0.36
10/23/07 07:11	0.10	< 0.06		
10/30/07 07:10	< 0.07	< 0.06 *		
11/06/07 08:05	< 0.07	< 0.06		
11/13/07 09:00	< 0.07	< 0.06	0.01	0.33
11/19/07 09:05	< 0.07	< 0.06		
11/27/07 08:09	0.25	< 0.06		

**Table D3. (Continued)**

<i>Date/Time (CST)</i>	<i>NO<sub>3</sub>-N (mg/L)</i>	<i>NH<sub>4</sub>-N (mg/L)</i>	<i>NO<sub>2</sub>-N (mg/L)</i>	<i>TKN (mg/L)</i>
12/04/07 12:33	0.89	< 0.06		
12/11/07 13:08	0.71	< 0.06	< 0.01	0.30
12/18/07 14:30	1.52	0.34		
12/26/07 16:10	4.58	0.10		
01/02/08 09:07	3.81	< 0.06		
01/08/08 00:15	5.16	0.29 *	0.03	0.97 *
01/08/08 16:22	4.59	0.24 *	0.04	1.90 *
01/09/08 08:32	7.06	0.23 *	0.05	1.30 *
01/15/08 08:18	7.26	< 0.06	0.03	0.47 *
01/22/08 09:39	7.90	< 0.06		
01/29/08 08:02	6.08	< 0.06		
02/05/08 08:08	3.22	0.57	0.03	2.39 *
02/05/08 12:04	2.54	0.59	0.03	2.39 *
02/05/08 17:15	2.52	0.68	0.03	2.12
02/06/08 08:12	1.89	0.62	0.05	2.49
02/06/08 13:20	2.09	0.62	0.04	2.30 *
02/07/08 11:18	3.06	0.46	0.03	1.37
02/13/08 09:14	5.19	0.17	0.03	0.55
02/17/08 09:41	0.71	0.75	0.03	5.20
02/17/08 17:45	0.58	0.49	0.02	3.56
02/17/08 21:55	1.23	0.46	0.04	3.35
02/18/08 11:30	2.40	0.37	0.03	1.78
02/19/08 08:24	3.53	0.34	0.04	1.38
02/25/08 09:12	3.22	0.60	0.04	2.29
03/03/08 09:13	2.24	0.63	0.06	6.11
03/03/08 15:16	2.47	0.75 *	0.08	5.13
03/04/08 08:16	4.24	0.44 *	0.07	1.86
03/11/08 07:15	4.77	0.16	0.04	0.63
03/17/08 20:45	3.73	0.07	0.03	0.93
03/18/08 07:19	3.74	0.13	0.03	1.43
03/24/08 08:19	4.87	< 0.06	0.02	0.40
04/01/08 07:29	3.28	< 0.06		
04/07/08 08:21	3.04	< 0.06		
04/10/08 12:00	5.52 *	0.12 *	0.03 *	3.24
04/11/08 07:10	5.52 *	0.20 *	0.03 *	3.05
04/11/08 11:40	6.51 *	0.17 *	0.04 *	2.18
04/15/08 07:18	7.58	< 0.06	0.03	0.59
04/22/08 07:14	5.70	< 0.06 *		
04/29/08 07:21	5.32	< 0.06		
05/06/08 07:22	4.68	< 0.06		
05/11/08 12:00	4.53 *	0.43	0.08 *	4.89 *
05/12/08 08:15	7.81	0.15	0.06	1.24
05/13/08 07:22	7.81	0.12	0.05	0.87
05/20/08 07:22	6.58	< 0.06	0.04	0.40
05/27/08 08:34	7.28	< 0.06	0.05	1.18
06/03/08 07:17	7.26	< 0.06	0.09	
06/03/08 12:35	5.82	0.18	0.08	3.44
06/03/08 20:16	4.56	0.18	0.07	3.03
06/04/08 06:50	4.17	0.26	0.05	7.29
06/04/08 13:44	5.58	0.18	0.07	2.72
06/05/08 07:05	7.85	0.10	0.06	1.01
06/09/08 09:15	6.46	0.08 *	0.13	1.32
06/10/08 05:47	6.53	0.07	0.12	0.88
06/13/08 02:23	7.21	< 0.06	0.13	0.73
06/13/08 05:55	3.93	0.23	0.11	9.02
06/13/08 10:20	3.47	0.22	0.08	5.43
06/13/08 17:55	6.46	0.12	0.09	2.03
06/17/08 07:15	8.37	< 0.06	0.07	0.64
06/24/08 07:04	8.23	< 0.06		
07/01/08 07:19	6.87	< 0.06		
07/08/08 10:02	4.81	0.09	0.08	2.05
07/09/08 07:16	4.06	0.10	0.08	1.55
07/15/08 08:24	5.43	< 0.06	0.03	0.67
07/22/08 12:01	4.29	< 0.06		
07/29/08 07:17	3.39	< 0.06		
08/04/08 07:13	1.93	0.08		
08/12/08 07:15	0.96	< 0.06		

**Table D3. (Continued)**

<i>Date/Time (CST)</i>	<i>NO<sub>3</sub>-N (mg/L)</i>	<i>NH<sub>4</sub>-N (mg/L)</i>	<i>NO<sub>2</sub>-N (mg/L)</i>	<i>TKN (mg/L)</i>
08/20/08 06:35	0.41	< 0.06		0.84
08/26/08 07:20	0.19	< 0.06		
09/02/08 08:22	0.11	< 0.06		
09/04/08 12:45	0.91	0.09	0.02	1.07
09/05/08 03:45	0.78	0.10	0.04	1.51
09/10/08 07:24	1.08	0.11	0.04	1.20
09/13/08 00:45	0.76	0.25	0.03	11.30
09/13/08 06:20	0.93	0.24	0.02	5.69
09/13/08 15:15	1.35	0.13	0.02	5.02
09/14/08 09:15	1.84	0.11	0.02	2.92
09/14/08 19:22	2.29	0.09	0.02 *	2.24
09/15/08 09:10	3.88	0.12	0.04	1.40
09/16/08 07:21	4.72	0.08	0.04	0.99
09/23/08 07:23	4.95	< 0.06	0.04	0.55
10/01/08 07:15	3.38	< 0.06		
10/06/08 08:17	3.40	< 0.06		
10/14/08 07:15	3.10	< 0.06		
10/21/08 07:25	3.22	< 0.06	0.02	0.39
10/28/08 07:30	2.93	< 0.06		
11/04/08 08:30	2.19	< 0.06		
11/10/08 09:36	1.92	< 0.06		
11/18/08 08:19	1.58	0.10	0.04	0.97
11/24/08 09:24	3.29	< 0.06		
12/02/08 08:19	3.16	< 0.06		
12/09/08 08:10	3.39	0.07		
12/16/08 16:41	5.19	0.14	0.04	0.64
12/22/08 08:10	4.99	0.07		
12/27/08 11:04	1.61 *	0.50	0.03 *	5.47
12/27/08 20:55	2.51 *	0.44	0.02 *	5.57
12/28/08 08:40	4.40 *	0.35	0.03 *	2.85
12/29/08 06:34	5.83	0.28	0.03 *	1.34
01/06/09 08:21	6.72	0.14	0.02	0.49
01/13/09 08:21	6.16	0.12		
01/20/09 09:46	5.81	0.08	0.03	0.27
01/27/09 15:18	5.54	0.08		
02/03/09 08:17	5.19	0.06		
02/10/09 08:20	3.11	0.13		
02/11/09 08:03	2.76	0.27	0.03	1.47
02/11/09 12:27	3.02	0.35	0.04	4.45
02/11/09 16:45	2.99	0.41	0.04	6.98
02/12/09 10:45	4.90	0.24	0.04	2.12
02/17/09 08:25	5.05	0.10	0.02	0.53
02/25/09 08:16	4.47	0.08		
03/03/09 08:14	5.48	0.10		
03/07/09 23:45	4.08 *	0.14	0.03 *	0.97
03/08/09 03:54	2.50 *	0.40	0.02 *	14.87
03/08/09 10:04	2.47 *	0.37	0.03 *	7.53
03/08/09 21:10	2.92 *	0.28	0.03 *	6.32
03/09/09 07:15	4.38 *	0.17	0.03	2.74
03/10/09 07:12	2.20 *	0.28	0.02 *	6.20
03/10/09 18:16	3.29 *	0.19	0.02 *	3.56
03/11/09 07:15	4.68	0.12	0.03	1.71
03/11/09 16:41	5.37 *	0.10	0.02	1.30
03/12/09 11:35	5.82	0.08	0.02	0.98
03/16/09 08:26	6.15	< 0.06	0.02	0.56
03/24/09 07:27	4.89	< 0.06		
03/30/09 08:23	5.12	< 0.06		
04/07/09 06:30	4.95	< 0.06 *		
04/13/09 09:24	2.81	0.09 *	0.02	3.53
04/13/09 21:45	3.57	0.08	0.02	1.77
04/14/09 07:53	4.76	0.07	0.02	0.91
04/19/09 16:30	3.60	< 0.06	0.03	2.01
04/20/09 07:27	3.67	0.10	0.03	1.60
04/27/09 20:15	4.40	< 0.06	0.03 *	4.92
04/28/09 07:10	3.24	0.08	0.03	2.74
04/28/09 20:50	5.09	< 0.06	0.03	0.84
04/30/09 04:30	3.23	0.10	0.02	8.66

**Table D3. (Continued)**

<i>Date/Time (CST)</i>	<i>NO<sub>3</sub>-N (mg/L)</i>	<i>NH<sub>4</sub>-N (mg/L)</i>	<i>NO<sub>2</sub>-N (mg/L)</i>	<i>TKN (mg/L)</i>
04/30/09 07:20	1.45	0.15	0.02	10.76
04/30/09 12:36	2.15	0.15	0.03	5.42
04/30/09 19:00	3.72	0.11	0.03	3.29
05/01/09 04:57	4.78	0.08	0.03	1.56
05/05/09 07:19	5.14	< 0.06	0.03	0.52
05/12/09 07:36	4.99	< 0.06		
05/13/09 12:00	3.56	0.09	0.05	2.97
05/13/09 21:58	2.64	0.24	0.04	7.73
05/14/09 07:24	3.40	0.32	0.04	4.28
05/14/09 22:12	5.68	0.11	< 0.01	1.15
05/15/09 12:09	1.51 *	0.30	0.02 *	8.55
05/15/09 17:25	1.41 *	0.31	0.02 *	4.77
05/16/09 12:47	3.59	0.16	0.04	2.71
05/17/09 11:26	4.96	0.09	0.03	1.09
05/19/09 07:23	6.05	0.06	0.03	0.62
05/26/09 08:30	5.55	< 0.06	0.05	0.38
06/01/09 21:15	4.99	0.58	0.06	8.01
06/02/09 06:55	4.81	0.53	0.09	5.72
06/09/09 07:00	4.85	0.08	0.08	0.75
06/17/09 06:32	4.46	< 0.06		
06/22/09 08:20	5.19	0.09	0.05	3.57 *
06/27/09 23:30	5.29 *	0.06	< 0.01 *	5.65
06/28/09 08:55	4.01 *	< 0.06	< 0.01 *	4.30
06/29/09 07:00	6.55	< 0.06	< 0.01	0.80
07/07/09 07:08	5.62	< 0.06	0.04	0.49
07/14/09 07:04	5.82	< 0.06		
07/20/09 07:03	5.24	< 0.06	0.03	0.52
07/27/09 07:01	4.47	< 0.06		
08/04/09 07:01	3.23	< 0.06		
08/11/09 07:08	2.57	< 0.06		
08/18/09 14:40	1.86	< 0.06	< 0.01	0.80 *
08/25/09 07:12	1.90	< 0.06		
09/02/09 07:12	1.60	< 0.06		
09/09/09 06:51	0.90	< 0.06		
09/15/09 06:10	0.85	0.08	0.02	0.64
09/21/09 14:51	0.93	0.06		
09/28/09 05:49	0.74	< 0.06		
10/06/09 07:20	0.71	< 0.06		
10/13/09 07:20	0.98	< 0.06	0.01	0.38
10/19/09 07:25	0.88	< 0.06		
10/22/09 21:15	1.03 *	< 0.06	0.01 *	1.78
10/23/09 08:35	1.20 *	< 0.06	0.02 *	2.07
10/23/09 18:25	1.59 *	0.07	0.02 *	1.39
10/26/09 09:05	2.01	< 0.06	0.02	1.50
10/27/09 07:38	2.96	< 0.06	0.03	1.03
10/29/09 19:15	2.56 *	< 0.06	0.02 *	1.19
10/30/09 06:05	1.50 *	0.14	0.02 *	4.53
10/30/09 12:32	2.25 *	0.19	0.03 *	3.45
10/31/09 06:47	4.00	0.09	0.02	1.13
11/03/09 08:17	4.85	< 0.06	0.03	0.42
11/10/09 08:22	3.89	< 0.06		
11/17/09 08:24	3.22	< 0.06	0.02	0.48
11/17/09 17:50	2.64	0.08	0.02	2.29
11/18/09 08:08	3.07	0.13	0.03	1.33
11/24/09 06:34	3.41	< 0.06	0.03	0.57
12/01/09 07:47	4.59	< 0.06 *		
12/08/09 08:26	4.36	< 0.06 *		
12/15/09 07:40	3.60	0.07 *	0.02	0.46
12/21/09 07:17	4.39	< 0.06		
12/24/09 07:04	2.47 *	0.28	0.02 *	2.21
12/29/09 17:53	5.36	0.10	0.01	0.58 *
01/05/10 07:40	5.57	0.09	0.01 *	0.42
01/12/10 07:44	4.53	0.09		
01/20/10 08:21	3.95	0.07		
01/24/10 11:24	1.85	0.34	0.01	4.66
01/24/10 16:03	2.21	0.29	0.01	4.22
01/25/10 08:15	4.05	0.21	0.02	1.57



**Table D3. (Continued)**

<i>Date/Time (CST)</i>	<i>NO<sub>3</sub>-N (mg/L)</i>	<i>NH<sub>4</sub>-N (mg/L)</i>	<i>NO<sub>2</sub>-N (mg/L)</i>	<i>TKN (mg/L)</i>
01/26/10 08:27	5.09	0.15	0.02	0.84
02/02/10 07:40	5.05	0.08	0.01	0.37
02/09/10 07:45	4.49	0.06	0.02	< 0.26
02/16/10 07:50	4.18	0.10		
02/23/10 07:45	3.78	0.10		
03/02/10 07:31	3.35	0.09		
03/09/10 07:25	4.52	0.16	0.02	0.80
03/10/10 10:04	3.44	0.28	0.03	3.29
03/11/10 08:20	4.28	0.11	0.02	1.00
03/13/10 12:00	2.45	0.24	0.02	5.57
03/14/10 08:30	4.16	0.15	0.02	1.85
03/15/10 07:28	4.85	0.08	0.02	1.16
03/16/10 06:46	5.05	< 0.06	0.02	0.66
03/24/10 07:14	4.21	< 0.06	0.02	0.53
03/30/10 06:32	3.91	< 0.06		
04/06/10 06:56	3.21	< 0.06		
04/07/10 12:00	2.91	< 0.06	0.04	1.33
04/08/10 09:50	3.21	< 0.06	0.03	0.57
04/13/10 06:40	3.24	< 0.06	0.04	0.38
04/21/10 06:58	2.93	< 0.06		
04/24/10 22:00	2.09 *	0.08	0.05 *	4.59
04/25/10 11:45	5.03	0.59	0.10	3.42
04/25/10 17:45	5.50	0.45	0.10	2.34
04/26/10 08:47	5.51	0.23	0.07	1.31
04/27/10 06:41	5.56	0.14	0.04	0.79
05/04/10 06:35	4.44	< 0.06	0.04	0.44
05/07/10 06:30	3.44 *	0.19	0.06 *	5.19
05/07/10 10:01	4.06 *	0.52	0.08 *	8.91
05/07/10 14:17	5.28 *	0.37	0.10 *	5.34
05/08/10 15:31	6.15	0.10	0.05	0.90
05/10/10 23:45	4.98	< 0.06	0.04	1.00
05/11/10 05:48	3.81	0.23	0.04	5.57
05/11/10 15:27	5.90	0.15	0.06	1.69
05/12/10 10:22	5.81	0.07	0.04	0.80
05/13/10 03:36	3.21	0.53	0.03	13.72
05/13/10 09:04	1.91	0.61	0.03	7.99
05/13/10 19:26	3.50	0.20	0.04	3.76
05/14/10 07:22	4.36 *	0.12	0.04 *	1.70
05/18/10 06:30	5.22	0.07	0.04	0.71
05/25/10 06:42	5.29	< 0.06	0.06	0.75
06/02/10 01:10	2.70	0.45	0.04	8.53
06/02/10 04:01	1.70	0.27	0.03	11.18
06/02/10 08:30	2.15	0.28	0.04	4.80
06/02/10 20:00	4.57	0.06	0.06	1.95
06/03/10 13:50	5.13	0.10	0.05	1.39
06/08/10 06:45	6.27	< 0.06	0.04	0.54
06/13/10 16:41	2.42	0.16	0.03 *	6.68
06/14/10 10:00	2.98	0.06	0.03	3.33
06/14/10 15:55	3.24	0.08	0.04	3.07
06/15/10 06:01	3.21	0.07	0.04	2.39
06/18/10 22:00	2.64 *	0.14	0.03 *	7.04
06/19/10 09:25	1.64	0.11	0.03	3.11
06/20/10 06:02	3.54	0.10	0.04	3.08
06/21/10 13:39	4.21	< 0.06	0.04	0.93
06/29/10 05:18	5.28	< 0.06	0.04	0.64
07/07/10 14:00	3.86	< 0.06		
07/12/10 06:28	4.13	< 0.06	0.02	0.43
07/20/10 05:52	3.18	< 0.06		
07/27/10 06:42	2.01	< 0.06		
08/03/10 08:24	1.48	< 0.06		
08/10/10 08:10	0.92	0.12		
08/17/10 05:20	0.41	< 0.06	0.01	0.74
08/20/10 13:45	0.86 *	< 0.06	0.03 *	1.63
08/20/10 16:37	0.38 *	0.27	0.01 *	10.54
08/21/10 09:17	1.28	< 0.06	0.03	1.93
08/24/10 04:16	1.57	< 0.06	0.02	0.84 *
08/30/10 10:58	0.75	< 0.06		

**Table D3. (Continued)**

<i>Date/Time (CST)</i>	<i>NO<sub>3</sub>-N (mg/L)</i>	<i>NH<sub>4</sub>-N (mg/L)</i>	<i>NO<sub>2</sub>-N (mg/L)</i>	<i>TKN (mg/L)</i>
09/07/10 07:19	1.38	< 0.06		
09/14/10 05:03	0.46	< 0.06	0.01	0.43
09/21/10 08:28	1.78	< 0.06		
09/28/10 08:06	1.65	< 0.06		
10/05/10 08:08	1.67	< 0.06		
10/12/10 14:20	1.24	< 0.06		
10/19/10 08:37	0.78	< 0.06	0.01	0.44
10/26/10 06:15	0.59	0.10	0.04	2.03
10/26/10 08:38	0.74	0.11	0.04	2.20
10/27/10 11:35	1.46	0.03	0.02	1.07
11/02/10 08:03	1.21	0.07	0.03	0.84
11/09/10 09:09	1.71	< 0.03		
11/16/10 09:04	1.01	0.16	0.01	0.64
11/22/10 08:53	1.16	0.04		
11/29/10 09:18	1.62	< 0.03		
12/07/10 09:25	2.09	0.06 *		
12/14/10 09:40	2.02	0.05	0.01	0.63
12/21/10 08:58	2.19	0.11		
12/28/10 08:13	2.23	0.23		
12/31/10 13:28	2.92 *	0.61	0.03 *	4.09
01/04/11 08:50	5.03	0.32	0.02	0.69
01/11/11 06:31	4.43	0.10	0.02	0.40
01/19/11 08:32	3.49	0.11		
01/24/11 09:32	3.66	0.05		
01/31/11 08:09	3.32	0.31		
02/09/11 09:10	3.28	0.10		
02/15/11 08:39	2.53	0.62	0.03	2.58
02/17/11 09:35	2.78	0.39	0.03	2.60
02/21/11 08:15	4.97	0.31	0.03	1.88
02/22/11 08:32	5.46	0.19	0.03	1.11
02/28/11 08:45	4.39	0.16	0.02	1.51
03/01/11 09:00	5.20	0.10	0.02	0.74
03/07/11 09:20	4.48	0.03	0.02	0.41
03/15/11 08:20	4.25	< 0.03	0.02	< 0.26
03/22/11 08:06	2.95	< 0.03		
03/29/11 08:19	2.94	< 0.03		
04/05/11 08:31	2.24	0.03		
04/12/11 08:04	1.60	0.12	0.05	0.67
04/16/11 01:45	2.01	0.19	0.04	1.88
04/16/11 12:15	2.42	0.18	0.03 *	1.35
04/19/11 08:47	2.97	0.10	0.02	1.02
04/19/11 13:12	3.82	0.24	0.02	4.47
04/20/11 14:38	5.94	0.17	0.04	1.13
04/21/11 08:20	5.40	0.06	0.03	0.70
04/22/11 12:56	4.12 *	0.30	0.04 *	6.96
04/25/11 08:44	5.59	0.09	0.02	0.64
05/03/11 08:32	4.80	0.04	0.02	0.37
05/10/11 08:31	3.61	< 0.03		
05/17/11 08:28	6.31	< 0.03	0.05	0.54
05/24/11 14:47	4.04	0.03		
05/25/11 06:19	3.20	0.45	0.06	13.17
05/25/11 12:00	4.46	0.27	0.07	4.87
05/25/11 17:27	5.41	0.31	0.07	3.21
05/25/11 20:00	4.24	0.27	0.06	9.82
05/26/11 06:12	4.16	0.31	0.04	4.29
05/26/11 19:35	5.17	0.19	0.04	2.44
05/27/11 06:54	6.08	0.09	0.04	1.63
05/31/11 08:45	6.43	0.09	0.04	0.82
06/05/11 10:25	6.23	0.09	0.06	0.75
06/05/11 13:08	5.11	0.15	0.07	4.60
06/06/11 10:56	5.89	0.08	0.06	0.86
06/07/11 07:40	6.21	0.09	0.08	0.76
06/14/11 08:43	5.61	0.03	0.05	0.45
06/15/11 10:38	2.39	0.13	0.04	5.59
06/15/11 16:35	4.50	0.05	0.05	2.17
06/16/11 08:51	5.93	0.07	0.05	1.12
06/21/11 08:16	5.15	0.04	0.05	1.16

**Table D3. (Concluded)**

<i>Date/Time (CST)</i>	<i>NO<sub>3</sub>-N (mg/L)</i>	<i>NH<sub>4</sub>-N (mg/L)</i>	<i>NO<sub>2</sub>-N (mg/L)</i>	<i>TKN (mg/L)</i>
06/27/11 12:22	3.93	0.05	0.04	1.74
06/28/11 08:15	5.17	< 0.03	0.04	0.75
07/05/11 08:38	4.71	< 0.03		
07/12/11 08:28	3.48	< 0.03	0.10	0.61
07/19/11 08:43	2.34	< 0.03		
07/26/11 08:38	1.36	0.05		
08/01/11 08:28	1.06	0.06		
08/09/11 08:19	0.28	0.08		
08/15/11 09:00	0.16	0.06	0.01	0.55
08/22/11 09:08	0.63	0.10		
08/30/11 09:27	< 0.07	0.05		
09/06/11 08:43	0.13	0.07		
09/13/11 08:35	< 0.07	< 0.03	< 0.01	0.43
09/20/11 08:31	0.08	< 0.03		
09/27/11 09:12	0.84	0.04		

**Table D4. Nitrogen Concentrations for North Creek (Station 302)**

<i>Date/Time (CST)</i>	<i>NO<sub>3</sub>-N (mg/L)</i>	<i>NH<sub>4</sub>-N (mg/L)</i>	<i>NO<sub>2</sub>-N (mg/L)</i>	<i>TKN (mg/L)</i>
10/22/99 13:56		0.07		
10/22/99 14:05	0.16 *			
11/10/99 15:32		< 0.04		
11/10/99 15:37	< 0.13			
12/02/99 10:57		< 0.04		
12/02/99 11:09	< 0.13			
12/15/99 12:09	1.65	0.09		
12/27/99 12:16	2.16	< 0.04		
01/12/00 11:50	2.12	0.05		
01/25/00 11:35	3.21	0.64		
02/08/00 11:50	4.43	< 0.04		
02/22/00 11:29	2.85	0.26 *		
03/07/00 13:05	5.53 *	< 0.07		
03/14/00 11:50	5.50 *	< 0.07		
03/22/00 12:00	3.18	< 0.07		
03/28/00 11:38	3.44 *	< 0.07	< 0.05	0.45
04/04/00 10:24	3.12	< 0.07		
04/11/00 10:13	2.77	< 0.07		
04/18/00 10:58	2.30	0.08		
04/20/00 10:15	2.75	0.37	0.07 *	6.00
04/25/00 11:19	5.99	< 0.07	0.05	0.41
05/02/00 10:22	4.71	< 0.07		
05/10/00 09:30	4.12	0.21		
05/16/00 09:22	4.46	< 0.07		
05/23/00 09:53	3.62	0.08	0.08	0.46
05/30/00 10:19	3.90	0.10		
05/31/00 13:04	5.89	0.37	0.07	6.27
06/06/00 09:57	7.65	0.10		
06/14/00 10:24	4.28	0.15		
06/20/00 09:02	5.40	< 0.07		
06/24/00 16:22	1.71	0.19	< 0.05 *	5.85
06/25/00 08:49	5.65	0.07	< 0.05	1.30
06/26/00 10:02	7.38	< 0.07	< 0.05 *	0.79
07/05/00 08:13	4.57	< 0.07		
07/11/00 08:44	4.53	0.10		
07/18/00 10:42	5.58	< 0.07		
07/25/00 09:40	4.37	< 0.07	< 0.05	0.51
08/01/00 09:30	3.85	< 0.07		
08/08/00 09:14	1.82	0.14		
08/15/00 09:49	0.67	0.11		
08/22/00 09:29	0.18	< 0.07		
08/29/00 12:19	0.24	< 0.07	< 0.05	0.67
09/05/00 10:27	0.38	< 0.07		
09/12/00 09:20	< 0.06 *	0.09		
09/19/00 09:05	< 0.06	< 0.07		
09/26/00 09:37	1.08	0.19	< 0.05	1.18
10/03/00 09:03	0.19	< 0.07		
10/10/00 09:35	0.65	< 0.07		
10/18/00 09:24	< 0.06	< 0.07		
10/24/00 09:26	< 0.06	< 0.03	< 0.05	0.54
10/31/00 10:34	< 0.06	< 0.03		
11/06/00 09:43	< 0.06	0.04		
11/14/00 08:59	0.99	0.03		
11/20/00 10:57	1.63	0.03		
11/28/00 11:06	2.07	0.03	< 0.02	0.73
12/05/00 10:39	1.66	< 0.03		
12/12/00 11:44	1.82	0.04 *		
12/19/00 10:57	2.08	0.17	0.02	0.72
12/26/00 10:59	2.48	0.24		
01/02/01 11:08	2.55	0.41		
01/09/01 10:16	2.43	0.41		
01/16/01 10:37	2.82	0.67	0.03	1.31
01/23/01 10:03	3.06	0.18		
01/30/01 00:34	2.61	0.37	< 0.02 *	2.11
01/30/01 09:38	4.43	0.37	0.02 *	1.71
02/06/01 10:05	5.74	0.17		
02/08/01 22:25	1.94 *	0.47	0.02 *	5.41

**Table D4. (Continued)**

<i>Date/Time (CST)</i>	<i>NO<sub>3</sub>-N (mg/L)</i>	<i>NH<sub>4</sub>-N (mg/L)</i>	<i>NO<sub>2</sub>-N (mg/L)</i>	<i>TKN (mg/L)</i>
02/09/01 12:06	2.57 *	0.41	0.02 *	4.68
02/09/01 15:16	2.94 *	0.45	0.02 *	4.16
02/10/01 10:30	6.53 *	0.36	0.02 *	1.34
02/13/01 10:39	7.66	0.28		
02/20/01 11:03	6.62	0.17	0.02 *	0.74
02/24/01 23:10	1.89	0.52	0.03 *	4.51
02/27/01 09:57	5.65	0.23		
03/06/01 10:08	5.65	0.07		
03/13/01 10:16	4.67	< 0.07		
03/20/01 11:29	7.12	< 0.07	0.02	0.46
03/26/01 10:41	6.74	< 0.07		
04/03/01 09:16	5.08	< 0.07		
04/10/01 09:47	4.44	< 0.07		
04/17/01 09:12	6.16	< 0.07	0.02	0.41
04/24/01 12:04	4.60	< 0.07		
05/01/01 10:50	4.65	< 0.07		
05/08/01 09:49	3.52	< 0.07		
05/15/01 10:09	6.25	< 0.07	0.10	0.56
05/22/01 07:46	7.86	0.10		
05/30/01 08:08	7.39	< 0.07		
06/05/01 14:19	4.79	0.41	0.04	3.45
06/12/01 07:44	7.50	< 0.07		
06/19/01 09:42	6.59	< 0.07		
06/26/01 08:54	5.45	< 0.07	0.08	0.55
07/02/01 09:50	4.96	< 0.07		
07/10/01 09:28	4.11	< 0.07		
07/17/01 08:45	2.32	< 0.07		
07/24/01 09:35	2.11	0.08	0.07	1.32
07/31/01 09:06	0.66	0.09		
08/07/01 09:03	0.06	< 0.08		
08/14/01 09:05	< 0.06	0.10		
08/21/01 09:27	< 0.06	< 0.08	< 0.02	0.91
08/28/01 08:47	< 0.06	< 0.08		
09/04/01 10:04	< 0.06	< 0.08		
09/11/01 09:53	0.28	0.10		
09/18/01 09:48	< 0.06	< 0.08	< 0.02	0.50
09/25/01 09:53	0.07	< 0.08		
10/02/01 09:39	< 0.06	< 0.08		
10/09/01 08:38	< 0.06	< 0.08		
10/16/01 09:40	< 0.06	< 0.08	< 0.02	0.62
10/23/01 09:49	0.08	< 0.08		
10/30/01 10:48	< 0.06	< 0.08		
11/06/01 10:57	< 0.06	< 0.08		
11/13/01 10:26	< 0.06	< 0.08	< 0.02	0.41
11/20/01 10:44	< 0.06	< 0.08		
11/27/01 10:28	0.14	< 0.08		
12/04/01 10:30	0.07	< 0.08		
12/11/01 10:09	0.11	< 0.08		
12/19/01 12:18	0.53	< 0.08	< 0.02	0.23
12/26/01 11:32	1.84	0.09		
01/02/02 11:21	2.03	< 0.08		
01/08/02 10:50	2.09	< 0.08		
01/15/02 12:50	1.49	0.17		
01/22/02 09:12	1.66	< 0.08	< 0.02	0.38
01/29/02 13:05	1.06	0.09		
02/05/02 14:38	1.32	0.06		
02/13/02 09:19	4.97	0.10		
02/19/02 09:15	3.44	0.05	< 0.02	0.41
02/26/02 09:45	4.96	0.03		
03/05/02 11:21	5.06	< 0.03		
03/12/02 10:15	5.86	0.22		
03/19/02 10:25	4.61	< 0.03	0.02	0.56
03/26/02 10:39	4.64	< 0.03		
04/02/02 10:32	3.70	< 0.03		
04/08/02 17:30	3.71 *	0.22	0.03 *	5.38
04/09/02 10:13	6.88	0.13	0.03	1.49
04/16/02 09:57	5.41	0.03	0.05	< 0.27

**Table D4. (Continued)**

<i>Date/Time (CST)</i>	<i>NO<sub>3</sub>-N (mg/L)</i>	<i>NH<sub>4</sub>-N (mg/L)</i>	<i>NO<sub>2</sub>-N (mg/L)</i>	<i>TKN (mg/L)</i>
04/23/02 09:49	5.77	< 0.03	0.03	0.43
04/30/02 09:30	7.09	0.05		
05/07/02 10:09	5.20	0.05		
05/11/02 11:10	2.49	0.43	0.05 *	11.34
05/11/02 22:55	4.45	0.82	0.05 *	14.99
05/12/02 07:35	5.90	0.47	0.08	3.85
05/12/02 11:52	6.29	0.37	0.08	2.91
05/13/02 08:37	8.12	0.23	0.05	1.21
05/14/02 10:15	8.82	0.20	0.04	0.82
05/21/02 11:10	7.90	0.06	< 0.01	0.37
05/28/02 10:26	7.64	< 0.03		
06/04/02 09:35	6.92	0.05		
06/04/02 16:46	4.00	0.27	0.05	12.02
06/04/02 19:28	3.35	0.20	0.06	6.59
06/04/02 23:20	6.29	0.15	0.07	3.26
06/05/02 12:42	9.29	0.08	0.05	0.83
06/11/02 08:14	5.65	0.21	0.05	6.41
06/12/02 21:00	2.94	0.37	0.04	17.95
06/12/02 23:25	2.56	0.27	0.03	10.83
06/13/02 04:55	1.59	0.30	0.02	12.23
06/13/02 12:00	3.32	0.13	0.03	3.27
06/13/02 14:15	4.14	0.13	0.03	2.18
06/14/02 07:15	6.90	0.09	0.03	1.04
06/18/02 10:07	8.81	0.06	0.04	0.57
06/25/02 09:36	8.48	0.04		
07/01/02 09:42	6.97	0.06		
07/09/02 07:23	5.51	0.08		
07/15/02 08:43	6.13	< 0.03		
07/23/02 09:25	4.11	< 0.03	0.08	0.59
07/30/02 09:13	3.16	0.08		
08/06/02 09:25	2.19	0.05		
08/12/02 09:52	1.04	< 0.03		
08/20/02 10:02	1.04	0.10	0.02 *	1.07
08/23/02 00:45	0.64	0.12	0.02	7.13
08/23/02 01:42	0.47	0.15	0.01	8.03
08/23/02 05:10	0.73	0.16	0.02	6.44
08/23/02 09:40	1.32	0.34	0.02	3.61
08/27/02 10:35	4.06	< 0.03	0.03	0.44
09/03/02 09:35	2.05	0.05		
09/10/02 09:11	0.82	0.03		
09/16/02 10:02	0.27	< 0.03	< 0.01	0.35
09/23/02 10:10	0.26	< 0.03		
10/01/02 08:52	< 0.06	< 0.03		
10/08/02 08:55	0.12	< 0.03		
10/15/02 10:07	< 0.06	< 0.03	< 0.01 *	0.33
10/21/02 09:00	< 0.06	< 0.03		
10/28/02 10:53	< 0.06	0.05		
11/06/02 10:08	< 0.06	< 0.03		
11/12/02 10:46	< 0.06	< 0.03	< 0.01	0.28
11/18/02 09:22	< 0.06	< 0.03		
11/25/02 10:57	< 0.06	< 0.03		
12/03/02 10:34	0.26	< 0.03		
12/10/02 12:56	1.39	< 0.03		
12/17/02 14:16	0.29	< 0.03	< 0.01	0.29
12/23/02 10:32	0.89	< 0.03		
12/30/02 10:17	1.06	< 0.03		
01/07/03 10:47	0.96	0.03	0.01	0.27
01/14/03 10:04	0.87	< 0.03		
01/21/03 10:50	1.12	< 0.03		
01/28/03 09:52	0.93	0.07		
02/05/03 10:19	1.83	0.51	0.04	1.05
02/10/03 10:30	1.26	0.07		
02/18/03 10:17	2.13	0.82		
02/25/03 10:21	1.97	0.90		
03/04/03 10:08	1.21	0.51		
03/10/03 09:20	1.34	0.61	0.02	0.97
03/18/03 10:16	1.61	0.31		

**Table D4. (Continued)**

<i>Date/Time (CST)</i>	<i>NO<sub>3</sub>-N (mg/L)</i>	<i>NH<sub>4</sub>-N (mg/L)</i>	<i>NO<sub>2</sub>-N (mg/L)</i>	<i>TKN (mg/L)</i>
03/25/03 10:40	1.06	0.13		
04/01/03 09:42	0.66	< 0.03		
04/08/03 08:57	0.40	< 0.03		
04/15/03 09:15	0.35	< 0.03	0.05	0.65
04/22/03 09:39	1.25	< 0.03		
04/29/03 09:00	0.78	< 0.03		
05/01/03 00:10	0.90	0.26	0.03	15.07
05/01/03 01:53	1.78	0.54	0.04	17.71
05/01/03 03:58	2.45	0.55	0.06	15.61
05/01/03 07:16	3.14	0.45	0.09	7.49
05/06/03 10:00	7.36	0.22	0.05	0.85
05/10/03 07:00	6.18	0.31	0.06 *	2.27
05/10/03 16:00	6.03	0.23	0.06 *	1.74
05/10/03 20:47	2.80	0.31	0.04 *	14.59
05/11/03 01:05	2.96	0.36	0.04	9.07
05/11/03 10:09	5.61	0.23	0.05	2.70
05/13/03 10:04	8.52	0.12	0.04	0.84
05/21/03 09:06	7.46	0.08		
05/27/03 09:30	6.54	0.03		
06/02/03 09:42	5.60	< 0.03		
06/10/03 09:43	4.36	0.07		
06/17/03 13:24	4.05	0.08	0.13	0.65
06/24/03 09:43	3.61	0.05		
07/01/03 09:01	6.66	0.04		
07/08/03 09:16	4.90	0.05		
07/15/03 09:35	3.31	0.03	0.06	0.58
07/22/03 09:09	2.85	0.09		
07/29/03 08:57	0.76	0.04		
08/05/03 09:15	< 0.07	0.04		
08/13/03 09:00	< 0.07	0.03		
08/19/03 09:21	< 0.07	0.04	0.02	0.51
08/26/03 11:16	< 0.07	0.04		
09/02/03 10:00	0.07	0.07		
09/09/03 15:14	< 0.07	0.05		
09/16/03 09:13	< 0.07	0.04	< 0.02	1.22
09/23/03 08:41	< 0.07	0.06		
09/30/03 09:18	< 0.07	0.03		
10/06/03 09:34	< 0.07	< 0.03		
10/14/03 09:30	< 0.07	0.04		
10/21/03 08:18	< 0.07	< 0.03	< 0.02	0.47
10/27/03 10:53	< 0.07	< 0.03		
11/04/03 10:51	0.18	< 0.03		
11/12/03 10:56	0.14	0.05		
11/17/03 10:28	< 0.07	< 0.03	< 0.02 *	0.34
11/24/03 10:29	0.56	0.03		
12/02/03 09:53	0.08	< 0.03		
12/08/03 14:25	< 0.07	< 0.03		
12/10/03 01:30	0.66	0.09	< 0.02	3.63
12/10/03 10:38	2.53	0.43	0.04	4.54
12/10/03 13:20	3.17	0.70	0.03	3.94
12/10/03 17:06	4.19	0.57	0.03	2.65
12/11/03 09:16	6.98	0.26	0.04	1.19
12/17/03 10:57	6.14	0.11	0.02	0.43
12/22/03 10:45	5.65	0.05		
12/29/03 10:30	4.24	0.17		
01/06/04 09:33	4.68	< 0.03		
01/13/04 10:44	4.26	< 0.03	< 0.02	0.32
01/20/04 10:59	4.32	< 0.03		
01/27/04 10:00	4.93	0.82		
02/02/04 11:02	4.74	0.08		
02/09/04 10:48	3.69	1.23		
02/17/04 11:03	3.87	0.29	0.02	0.56
02/24/04 11:03	3.73	0.18		
03/02/04 10:24	2.75	< 0.03		
03/09/04 10:17	5.39	< 0.03		
03/16/04 10:30	4.08	< 0.03	< 0.02	1.00
03/22/04 11:12	3.82	< 0.03		

**Table D4. (Continued)**

<i>Date/Time (CST)</i>	<i>NO<sub>3</sub>-N (mg/L)</i>	<i>NH<sub>4</sub>-N (mg/L)</i>	<i>NO<sub>2</sub>-N (mg/L)</i>	<i>TKN (mg/L)</i>
03/29/04 10:12	3.12	< 0.03		
04/07/04 10:49	3.98	< 0.03		
04/13/04 09:25	3.59	< 0.03	0.04	0.43
04/20/04 09:14	1.92	0.08		
04/27/04 08:41	2.83	< 0.03		
05/04/04 09:39	4.40	< 0.03		
05/11/04 08:50	2.59	0.11		
05/18/04 09:26	3.99	0.11	0.19	0.56
05/25/04 11:23	4.95	0.14		
05/30/04 15:43	5.41	0.16	0.15	1.58
05/30/04 17:10	5.04	0.25	0.12	4.05
05/30/04 20:40	5.56	0.21	0.09	3.76
05/31/04 10:30	10.47	0.14	0.10	1.35
06/01/04 09:48	9.87	0.19	0.09	0.86
06/08/04 09:14	8.29	0.08	0.17	0.71
06/16/04 09:13	6.93	0.06	0.13	0.70
06/22/04 13:26	7.31 *	< 0.04		
06/28/04 10:06	5.81	< 0.04		
07/06/04 09:33	3.39	0.06		
07/11/04 15:47	2.98	0.12	0.05	4.65
07/12/04 07:31	3.57	0.07	0.09	1.38
07/13/04 09:14	4.44	0.10	0.14	1.04
07/19/04 09:07	4.23	0.05	0.08	0.25
07/27/04 09:19	2.13	< 0.04		
08/03/04 08:49	1.23	0.07		
08/10/04 08:48	0.20	0.09		
08/17/04 09:05	0.09	0.08	< 0.01	0.76
08/24/04 09:23	0.11	0.08		
08/31/04 09:16	0.32	0.05		
09/08/04 09:00	0.09	0.07		
09/14/04 08:59	< 0.07	0.06	< 0.01	0.59
09/15/04 20:42	0.23	0.08	< 0.01	1.05
09/16/04 08:30	0.34	0.57	0.03	1.73
09/21/04 09:36	0.13	0.06	< 0.01	0.59
09/28/04 08:44	0.31	0.10		
10/05/04 09:25	0.08	< 0.04		
10/12/04 09:51	0.10	< 0.04		
10/19/04 09:54	0.08	< 0.04	< 0.01	0.48
10/26/04 08:04	1.77	0.05		
11/02/04 10:30	5.44	0.06	0.03 *	1.09
11/03/04 11:16	6.84	0.07	0.04	0.61
11/08/04 15:36	6.06	< 0.06	0.04	0.44
11/16/04 11:08	5.54	< 0.06	0.02	0.50
11/22/04 10:40	4.70	< 0.06		
11/30/04 10:55	6.84	0.09	0.02	0.59
12/06/04 05:15	4.78	0.08	0.02 *	1.65
12/07/04 08:07	5.26	0.07	0.02	1.31
12/07/04 11:13	4.31	0.08	0.02	1.98
12/07/04 14:21	4.30	0.17	0.04	3.35
12/07/04 22:31	5.96	0.19	0.04	1.17
12/08/04 12:05	7.21	0.10	0.02	0.90
12/14/04 10:10	7.57	0.07	0.02	0.56
12/21/04 10:01	8.10	< 0.06		
12/28/04 07:55	7.22	0.07		
01/03/05 17:36	3.51	0.50	0.02	6.44
01/03/05 23:45	4.82	0.39	0.03	3.10
01/04/05 10:40	6.56	0.17	0.02	1.07
01/11/05 10:11	6.43	0.14	0.02	0.59
01/12/05 18:04	3.60	0.17	0.01	2.36
01/12/05 19:40	2.39	0.31	0.01	9.52
01/12/05 22:30	2.16	0.45	0.02	9.13
01/13/05 06:45	4.37	0.28	0.02	3.24
01/13/05 11:55	5.65	0.19	0.02	1.77
01/19/05 10:28	8.68	0.27	0.02	0.71
01/25/05 09:43	7.95	0.06		
02/01/05 10:16	6.65	< 0.06		
02/08/05 09:54	5.62	0.10		



**Table D4. (Continued)**

<i>Date/Time (CST)</i>	<i>NO<sub>3</sub>-N (mg/L)</i>	<i>NH<sub>4</sub>-N (mg/L)</i>	<i>NO<sub>2</sub>-N (mg/L)</i>	<i>TKN (mg/L)</i>
02/14/05 09:10	5.44	0.13	0.02	1.91
02/14/05 18:45	6.73	0.08	0.02	0.93
02/15/05 10:45	7.17	< 0.06	0.01	0.72
02/22/05 10:24	5.99	< 0.06	0.01	0.41
03/01/05 09:50	5.86	< 0.06		
03/08/05 09:30	5.56	< 0.06		
03/15/05 10:15	5.25	< 0.06	0.02	0.45
03/22/05 09:07	4.54	< 0.06		
03/29/05 10:48	5.98	< 0.06		
04/05/05 08:33	5.01	< 0.06		
04/11/05 09:07	4.40	< 0.06	0.07	0.65
04/19/05 08:24	4.56	< 0.06		
04/22/05 08:35	3.61	0.10	0.07	1.57
04/26/05 07:39	5.57	< 0.06	0.04	0.44
05/03/05 07:53	5.10	< 0.06		
05/10/05 09:49	3.01	0.08		
05/17/05 08:20	3.71	0.09	0.10	0.54
05/24/05 09:21	2.66	0.21		
05/31/05 09:33	3.30	0.12		
06/07/05 08:37	1.90	0.19		
06/14/05 08:07	1.25	0.19	0.16	0.70
06/21/05 08:49	0.92	0.14		
06/28/05 08:23	0.36	0.13		
07/05/05 09:06	0.20	0.12		
07/12/05 11:51	< 0.07	< 0.06	< 0.01	0.68
07/19/05 08:39	< 0.07	< 0.06		
07/27/05 09:51	0.08	< 0.06		
08/02/05 09:24	< 0.07 *	0.07		
08/09/05 08:45	< 0.07	0.13		
08/16/05 08:37	< 0.07	0.15	< 0.01	1.05
08/23/05 07:22	< 0.07	0.17		
08/30/05 08:14	< 0.07	< 0.06		
09/06/05 09:18	< 0.07	0.27		
09/13/05 07:58	< 0.07	0.12	< 0.01	1.96
09/19/05 13:38	0.23	0.06	0.02	1.67
09/20/05 08:34	0.11	0.29	0.03	1.73
09/27/05 08:31	< 0.07	0.15	0.01	1.04
10/04/05 08:25	< 0.07	0.13		
10/11/05 08:54	< 0.07	0.07		
10/18/05 08:00	< 0.07	0.10	< 0.01	0.63
10/25/05 08:18	< 0.07	0.08		
11/01/05 09:08	< 0.07	0.07		
11/08/05 08:53	< 0.07	0.07		
11/15/05 09:43	< 0.07	0.10	0.01	0.38
11/21/05 09:57	< 0.07	0.13		
11/28/05 10:14	0.38	< 0.06		
12/06/05 09:33	< 0.07	< 0.06		
12/13/05 09:17	< 0.07	< 0.06	< 0.01	0.46
12/20/05 09:56	< 0.07	< 0.06		
12/27/05 10:06	< 0.07	< 0.06		
01/03/06 09:43	0.54	0.22		
01/10/06 09:03	0.49	< 0.06 *	< 0.01	0.58
01/17/06 09:30	0.53	0.58		
01/24/06 08:58	0.23	< 0.06		
01/29/06 12:30	1.03	0.84	0.03	2.50
01/30/06 09:04	1.35	0.47	0.05	1.84
01/31/06 09:27	1.50	0.20	0.04	1.06
02/07/06 09:37	0.84	< 0.06	0.01	0.51
02/14/06 09:14	0.72	< 0.06		
02/21/06 09:04	< 0.07	< 0.06		
02/28/06 09:40	< 0.07	< 0.06		
03/07/06 09:28	0.38	0.08		
03/13/06 09:41	1.75	0.40	0.04 *	6.03
03/13/06 16:08	3.37	0.26	0.05 *	2.14
03/14/06 09:47	5.43	0.15	0.06	0.92
03/21/06 11:03	3.53	< 0.06	0.06	1.72
03/28/06 13:03	1.99	< 0.06		

**Table D4. (Continued)**

<i>Date/Time (CST)</i>	<i>NO<sub>3</sub>-N (mg/L)</i>	<i>NH<sub>4</sub>-N (mg/L)</i>	<i>NO<sub>2</sub>-N (mg/L)</i>	<i>TKN (mg/L)</i>
04/03/06 14:40	5.89	0.14	0.03	1.40
04/04/06 14:16	8.15	< 0.06	0.03	0.45
04/06/06 12:00	3.99	0.32	0.03	5.77
04/06/06 19:01	5.22	0.17	0.03	2.32
04/07/06 06:07	7.28	0.15	0.04	2.56
04/11/06 07:37	10.21	< 0.06	0.04	0.39
04/18/06 08:14	9.30	< 0.06	0.06	1.39
04/25/06 08:25	7.57	< 0.06		
05/01/06 00:00	3.39	0.29	0.04	6.43
05/01/06 09:12	8.18	0.16	0.05	1.78
05/02/06 08:42	10.45	0.07	0.04	0.96
05/10/06 08:59	7.59	< 0.06 *	0.07	0.82
05/15/06 09:44	7.77	< 0.06		
05/23/06 08:35	7.80	< 0.06	0.10	0.37
05/30/06 09:10	5.92	0.18		
06/06/06 09:08	5.72	< 0.06		
06/13/06 08:16	5.86	< 0.06		
06/19/06 10:38	3.17	< 0.06	0.12	0.66
06/27/06 15:45	3.08	0.16		
07/05/06 09:26	2.51	< 0.06 *		
07/11/06 08:48	0.63	0.08		
07/18/06 08:28	< 0.07	0.09		
07/25/06 08:19	0.41	< 0.06	0.03	0.70
08/01/06 11:47	< 0.07	< 0.06		
08/08/06 11:32	< 0.07	< 0.06		
08/15/06 12:15	< 0.07	< 0.06		
08/23/06 10:42	< 0.07	< 0.06	< 0.01	0.64
08/29/06 09:00	0.13	< 0.06		
09/05/06 09:13	< 0.07	< 0.06		
09/11/06 08:48	0.09	< 0.06		
09/19/06 08:48	< 0.07	< 0.06	< 0.01	0.59
09/26/06 07:52	< 0.07	< 0.06		
10/03/06 08:30	< 0.07	< 0.06		
10/11/06 08:10	< 0.07	< 0.06		
10/17/06 08:23	0.16	< 0.06	< 0.01	0.69
10/24/06 08:36	< 0.07	< 0.06		
10/31/06 08:56	< 0.07	< 0.06		
11/08/06 10:18	< 0.07	< 0.06		
11/14/06 09:45	0.42	< 0.06	0.01	1.07
11/20/06 10:48	< 0.07	< 0.06		
11/28/06 15:03	< 0.07	< 0.06		
12/06/06 09:47	4.13	0.16		
12/12/06 08:42	2.26	0.21		
12/18/06 09:58	6.01	< 0.06	0.04	0.36
12/27/06 09:00	7.16	0.68		
01/02/07 09:47	6.38	< 0.06		
01/04/07 23:00	3.59 *	< 0.06	0.02 *	2.04
01/05/07 10:10	6.08 *	0.06	0.04 *	1.10
01/05/07 15:24	7.08 *	< 0.06	0.04 *	0.54
01/09/07 09:02	7.70	< 0.06	0.02	0.30
01/17/07 09:51	7.99	< 0.06		
01/23/07 11:35	6.84	< 0.06		
01/30/07 09:51	7.75	< 0.06		
02/06/07 09:21	7.54	< 0.06	0.02	< 0.26
02/15/07 10:15	6.44	0.15		
02/21/07 09:15	5.67	0.74		
02/23/07 10:14	3.66 *	0.57	0.04 *	1.98
02/25/07 10:40	2.04	0.58	0.03	3.19
02/25/07 14:10	1.78	0.64	0.03	2.65
02/25/07 18:55	2.01	0.55	0.03	2.28
02/26/07 12:50	2.83	0.35	0.03	1.59
02/27/07 09:42	3.32	0.37	0.03	2.04
03/01/07 08:40	1.40	0.67	0.03	5.54
03/01/07 11:50	1.50	0.57	0.03	4.24
03/02/07 00:06	2.14	0.48	0.04	3.72
03/02/07 11:30	3.07 *	0.43	0.02 *	2.13
03/06/07 09:05	3.90	0.19	0.02	0.76

**Table D4. (Continued)**

<i>Date/Time (CST)</i>	<i>NO<sub>3</sub>-N (mg/L)</i>	<i>NH<sub>4</sub>-N (mg/L)</i>	<i>NO<sub>2</sub>-N (mg/L)</i>	<i>TKN (mg/L)</i>
03/13/07 08:15	3.68	0.07	0.06	0.83
03/20/07 09:31	4.54	< 0.06		
03/22/07 23:15	4.65 *	< 0.06	0.02 *	0.74
03/23/07 06:05	2.61 *	0.21	0.02 *	8.87
03/23/07 09:10	3.36 *	0.22	0.02 *	6.36
03/23/07 16:46	4.95 *	0.13	0.03 *	2.62
03/24/07 08:30	7.11	0.06	0.02	0.98
03/24/07 11:30	3.56	0.15	0.02	13.01
03/24/07 16:45	2.92	0.22	0.04	7.38
03/25/07 02:30	4.93	0.10	0.03 *	2.19
03/25/07 12:41	5.83	0.08	0.03 *	1.16
03/26/07 08:34	7.64	< 0.06	0.03 *	0.85
04/03/07 08:28	7.63	< 0.06	0.02	0.68
04/09/07 08:43	7.42	< 0.06		
04/17/07 08:36	6.38	< 0.06	0.04	0.47
04/24/07 08:35	5.92	< 0.06		
04/25/07 02:45	2.16	0.12	0.03	5.77
04/25/07 07:17	2.76	0.27	0.04	5.12
04/25/07 11:10	4.65	0.15	0.05	2.81
04/25/07 21:15	6.28	0.07	0.04	1.14
04/26/07 08:10	4.36	0.11	0.03	2.30
05/01/07 07:56	7.83	< 0.06	0.05	0.56
05/08/07 08:38	6.70	< 0.06		
05/15/07 08:13	6.15	< 0.06		
05/22/07 08:46	5.33	< 0.06	0.11	0.42
05/29/07 09:24	12.66	< 0.06		
06/05/07 08:10	9.67	< 0.06		
06/11/07 08:52	9.12	< 0.06		
06/19/07 12:34	5.72	0.06	0.14	0.72
06/23/07 10:28	3.82	0.15	0.07	3.60
06/24/07 11:08	8.82	0.07	0.09	1.08
06/26/07 08:10	8.07	0.07	0.12	0.75
07/02/07 13:08	7.12	< 0.06		
07/10/07 08:05	6.26	< 0.06		
07/16/07 09:20	5.13	< 0.06		
07/17/07 10:53	3.98	< 0.06	0.07	0.77
07/17/07 14:34	4.09	< 0.06	0.08	1.13
07/19/07 07:23	2.45	0.06	0.04	2.23
07/19/07 10:47	2.35	0.10	0.06	3.56
07/19/07 15:38	1.88	0.12	0.04	3.33
07/24/07 07:58	5.11	< 0.06	0.03	0.51
07/31/07 07:52	3.30	< 0.06		
08/07/07 08:15	0.44	< 0.06		
08/14/07 08:34	1.71	< 0.06		
08/21/07 08:15	1.46	0.12	0.06	1.09
08/24/07 06:14	0.93 *	0.10	0.03 *	3.88
08/24/07 10:00	1.07 *	0.24	0.05 *	4.33
08/24/07 18:48	1.47 *	0.21	0.09 *	2.50
08/28/07 08:42	2.73	0.13	0.05	0.70
09/05/07 08:23	< 0.07	< 0.06		
09/11/07 08:18	0.63	< 0.06		
09/19/07 07:36	1.30	< 0.06	0.01	0.70
09/25/07 08:12	< 0.07	< 0.06		
10/01/07 09:23	< 0.07	< 0.06		
10/10/07 07:20	< 0.07	< 0.06		
10/16/07 08:22	< 0.07	< 0.06	< 0.01	0.81
10/23/07 08:28	< 0.07	< 0.06		
10/30/07 07:49	< 0.07	< 0.06 *		
11/06/07 09:33	< 0.07	< 0.06		
11/13/07 09:53	< 0.07	< 0.06	0.01	0.36
11/19/07 10:16	< 0.07	< 0.06		
11/27/07 09:27	0.21	< 0.06		
12/04/07 12:58	0.26	< 0.06		
12/11/07 13:35	0.67	< 0.06	0.02	0.33
12/18/07 14:54	2.41	0.12		
12/26/07 16:47	6.02	0.08		
01/02/08 10:11	5.29	0.06		

**Table D4. (Continued)**

<i>Date/Time (CST)</i>	<i>NO<sub>3</sub>-N (mg/L)</i>	<i>NH<sub>4</sub>-N (mg/L)</i>	<i>NO<sub>2</sub>-N (mg/L)</i>	<i>TKN (mg/L)</i>
01/08/08 00:45	6.46	0.14 *	0.04	0.69 *
01/08/08 15:06	5.72	0.53 *	0.05	2.20 *
01/09/08 08:58	8.04	0.50 *	0.04	1.54 *
01/15/08 09:47	8.98	< 0.06	0.03	0.49 *
01/22/08 10:36	8.55	< 0.06		
01/29/08 09:16	6.68	0.07		
02/05/08 08:41	3.04	0.76	0.03	2.50 *
02/05/08 12:40	3.14	0.84	0.04	2.62 *
02/05/08 17:39	3.19	0.82	0.04	1.92
02/06/08 08:40	2.62	0.80	0.04	2.37
02/07/08 10:23	4.13	0.43	0.03	1.04
02/13/08 10:42	5.99	0.24	0.03	0.58
02/17/08 10:12	0.73	0.69	0.03	4.02
02/17/08 20:43	1.12	0.52	0.04	2.93
02/18/08 11:07	2.50	0.46	0.03	1.70
02/19/08 09:18	3.35	0.56	0.04	1.34
02/25/08 10:04	3.13	1.55	0.06	4.00
03/03/08 09:54	2.19	0.84	0.08	7.42
03/03/08 15:00	2.84	0.73 *	0.09	4.22
03/04/08 09:45	4.55	0.54 *	0.07	1.80
03/11/08 08:55	4.72	0.15	0.04	0.56
03/17/08 20:06	3.28	0.11	0.03	0.98
03/18/08 08:56	3.43	0.11	0.03	0.99
03/24/08 09:05	4.40	< 0.06	0.02	0.35
04/01/08 09:10	3.40	< 0.06		
04/07/08 09:17	3.01	< 0.06		
04/10/08 12:00	4.21 *	0.15 *	0.02 *	6.86
04/11/08 07:55	6.20 *	0.14 *	0.03 *	1.90
04/11/08 11:55	6.69 *	0.12 *	0.03 *	1.54
04/15/08 08:12	7.49	< 0.06	0.03	0.71
04/22/08 09:05	5.58	< 0.06 *		
04/29/08 08:07	4.94	< 0.06		
05/06/08 08:50	5.19	< 0.06		
05/11/08 12:00	5.52 *	0.44	0.07 *	3.24
05/12/08 08:50	7.99	0.12	0.05	0.92
05/13/08 08:11	8.24	0.17	0.05	0.78
05/20/08 09:03	7.04	< 0.06	0.05	0.46
05/27/08 09:42	7.75	0.07	0.05	0.45
06/03/08 08:45	7.55	< 0.06	0.13	0.67
06/03/08 12:58	5.19	0.08	0.06	1.72
06/03/08 19:40	5.57	0.50	0.10	3.05
06/04/08 07:11	4.22	0.29	0.06	4.68
06/04/08 14:08	5.51	0.16	0.06	1.86
06/05/08 07:34	7.17	0.10	0.05	0.90
06/09/08 10:08	7.26	0.10	0.13	0.82
06/10/08 06:30	6.92	0.07	0.12	0.74
06/13/08 02:48	3.71	0.11	0.09	6.53
06/13/08 06:15	3.12	0.34	0.07	7.87
06/13/08 10:39	4.96	0.33	0.08	3.50
06/13/08 17:27	7.64	0.10	0.08	1.64
06/17/08 08:12	9.26	< 0.06	0.08	0.64
06/24/08 08:27	8.98	< 0.06		
07/01/08 08:36	6.96	0.06		
07/08/08 10:41	3.72	0.12	0.09	5.75
07/09/08 08:36	6.92	0.09	0.11	1.23
07/15/08 09:15	6.12	< 0.06	0.07	0.53
07/22/08 10:31	4.84	0.06		
07/29/08 07:59	4.18	< 0.06		
08/04/08 08:48	2.25	< 0.06		
08/12/08 08:00	0.86	< 0.06		
08/20/08 08:03	< 0.07	< 0.06	< 0.01	0.74
08/26/08 07:58	< 0.07	< 0.06		
09/02/08 09:54	< 0.07	< 0.06		
09/04/08 08:34	< 0.07	< 0.06	< 0.01	0.82
09/04/08 13:02	0.13	< 0.06	< 0.01	1.00
09/05/08 04:06	0.86	0.46	0.06	3.00
09/10/08 08:10	0.85	0.53	0.07	2.40

**Table D4. (Continued)**

<i>Date/Time (CST)</i>	<i>NO<sub>3</sub>-N (mg/L)</i>	<i>NH<sub>4</sub>-N (mg/L)</i>	<i>NO<sub>2</sub>-N (mg/L)</i>	<i>TKN (mg/L)</i>
09/12/08 22:45	0.56 *	0.08	0.02 *	7.38
09/13/08 06:40	1.22	0.21	0.02	4.64
09/13/08 21:30	2.51	0.08	0.03	2.32
09/14/08 10:01	1.87	0.09	0.02	2.17
09/14/08 19:07	2.65	0.85	0.02 *	1.71
09/15/08 10:45	4.88	0.08	0.03	0.99
09/16/08 08:13	5.79	< 0.06	0.05	0.73 *
09/23/08 09:11	5.64	< 0.06	0.06	0.58
10/01/08 08:01	3.56	< 0.06		
10/06/08 10:00	3.85	< 0.06		
10/14/08 08:02	3.60	< 0.06		
10/21/08 09:05	3.79	< 0.06	0.04	0.35
10/28/08 08:09	3.29	0.09		
11/04/08 09:48	2.19	< 0.06		
11/10/08 10:36	1.95	< 0.06		
11/18/08 09:50	2.47	< 0.06	0.03	0.55
11/24/08 10:21	3.63	< 0.06		
12/02/08 09:04	3.61	< 0.06		
12/09/08 09:03	3.18	0.32		
12/16/08 16:07	6.34	0.10	0.03	0.45
12/22/08 09:25	6.21	0.09		
12/27/08 11:38	2.07 *	0.47	0.03 *	5.24
12/27/08 20:36	2.62 *	0.35	0.03 *	3.86
12/28/08 09:24	4.69 *	0.28	0.02 *	2.34
12/29/08 06:57	6.09	0.28	0.02 *	1.20
01/06/09 09:09	7.36	0.09	0.02	0.50
01/13/09 08:56	6.49	0.08		
01/20/09 10:35	6.14	0.09	0.03	0.32
01/27/09 14:47	5.76	< 0.06		
02/03/09 09:17	5.32	< 0.06		
02/10/09 10:08	3.03	0.35		
02/11/09 08:24	2.59	0.42	0.03	2.14
02/11/09 12:10	2.58	0.34	0.03	2.96
02/11/09 16:58	2.55	0.32	0.04	6.51
02/12/09 10:19	4.97	0.20	0.04	1.58
02/17/09 09:01	5.16	0.07	0.02	0.51
02/25/09 09:32	4.42	0.07		
03/03/09 09:17	4.88	0.11		
03/07/09 23:15	4.01 *	0.13	0.02 *	1.95
03/08/09 04:21	2.14 *	0.35	0.02 *	11.72
03/08/09 09:46	2.45 *	0.33	0.02 *	5.46
03/08/09 12:00	1.26 *	0.31	0.02 *	11.50
03/08/09 21:33	2.79 *	0.21	0.03 *	4.62
03/09/09 08:13	4.14 *	0.15	0.03	2.51
03/10/09 07:33	2.16 *	0.24	0.02 *	4.15
03/10/09 18:35	3.18 *	0.17	0.02 *	2.39
03/11/09 07:45	4.69	0.14	0.02	1.37
03/11/09 16:21	5.19	0.13	0.02	1.05
03/12/09 11:03	5.74	0.09	0.02	0.77
03/16/09 09:24	5.84	< 0.06	0.02	0.66
03/24/09 09:05	4.54	< 0.06		
03/30/09 09:21	5.06	< 0.06		
04/07/09 07:11	4.74	< 0.06 *		
04/13/09 09:40	2.91	0.07 *	0.02	2.24
04/13/09 21:00	4.08	< 0.06	0.02	0.88
04/14/09 09:21	4.80	< 0.06	0.02	0.59
04/19/09 17:45	3.44	< 0.06	0.03	1.01
04/20/09 08:40	4.12	< 0.06	0.02	0.93
04/27/09 20:15	3.33	< 0.06	0.03 *	3.02
04/28/09 08:45	3.75	< 0.06	0.03	1.39
04/28/09 21:05	4.78	< 0.06	0.02	0.66
04/30/09 04:00	2.45	0.07	0.02	9.46
04/30/09 07:51	1.21	0.21	0.02	7.67
04/30/09 12:51	2.50	0.15	0.03	3.64
04/30/09 17:45	3.40	0.08	0.03	2.49
05/01/09 05:31	4.57	0.08	0.03	1.18
05/05/09 09:15	4.52	< 0.06	0.03	0.60

**Table D4. (Continued)**

<i>Date/Time (CST)</i>	<i>NO<sub>3</sub>-N (mg/L)</i>	<i>NH<sub>4</sub>-N (mg/L)</i>	<i>NO<sub>2</sub>-N (mg/L)</i>	<i>TKN (mg/L)</i>
05/12/09 08:50	4.97	< 0.06		
05/13/09 11:15	1.93	0.11	0.03	5.77
05/13/09 22:32	2.13	0.22	0.03	7.34
05/14/09 07:46	3.84	0.28	0.04	2.53
05/14/09 22:35	5.35	0.09	0.04	1.07
05/15/09 11:40	0.99 *	0.27	0.02 *	7.63
05/15/09 15:30	1.31 *	0.23	0.02 *	4.41
05/16/09 14:04	3.42	0.16	0.03	2.05
05/17/09 11:48	4.72	0.08	0.03	0.88
05/19/09 08:05	5.65	< 0.06	0.03	0.62
05/26/09 09:43	5.39	< 0.06	0.05	0.40
06/01/09 20:30	4.45	0.20	0.05	9.12
06/02/09 09:00	4.37	0.29	0.11	1.78
06/09/09 08:44	4.25	0.08	0.10	0.71
06/17/09 07:37	4.31	< 0.06		
06/22/09 09:36	4.51	0.10	0.05	3.28 *
06/27/09 22:00	4.49 *	< 0.06	< 0.01 *	3.14
06/28/09 09:41	5.44 *	< 0.06	< 0.01 *	1.42
06/29/09 08:45	6.87	< 0.06	0.04	0.77
07/07/09 08:03	6.06	< 0.06	0.07	0.64
07/14/09 08:40	6.22	< 0.06		
07/20/09 08:10	5.83	0.09	0.04	0.54
07/27/09 08:36	5.33	< 0.06		
08/04/09 08:06	4.10	< 0.06		
08/11/09 08:48	3.29	0.06		
08/18/09 13:48	2.01	< 0.06	< 0.01	0.84 *
08/25/09 07:58	2.26	< 0.06		
09/02/09 07:52	1.65	< 0.06		
09/09/09 07:19	0.77	0.18		
09/15/09 06:50	0.23	< 0.06	< 0.01	0.60
09/21/09 14:25	< 0.07	< 0.06		
09/28/09 07:03	0.57	< 0.06		
10/06/09 09:58	0.51	< 0.06		
10/13/09 08:52	0.59	< 0.06	0.01	0.44
10/19/09 07:56	0.51	< 0.06		
10/22/09 21:00	0.35 *	< 0.06	0.01 *	1.33
10/23/09 09:07	1.35 *	0.10	0.03 *	2.05
10/23/09 18:35	1.76 *	0.14	0.03 *	1.20
10/26/09 09:37	2.25	0.18	0.03	1.59
10/27/09 08:46	3.15	< 0.06	0.03	0.75
10/29/09 20:15	1.32 *	< 0.06	0.02 *	4.55
10/30/09 05:33	1.43 *	0.13	0.02 *	3.56
10/30/09 13:22	2.47 *	0.12	0.03 *	2.45
10/31/09 07:16	4.23	0.12	0.02	1.01
11/03/09 10:00	4.75	< 0.06	0.04	0.45
11/10/09 09:01	3.87	< 0.06		
11/17/09 10:08	3.30	< 0.06	0.02	0.43
11/17/09 17:35	2.80	0.14	0.02	1.36
11/18/09 08:30	3.65	0.14	0.03	0.99
11/24/09 07:22	3.84	< 0.06	0.02	0.38
12/01/09 09:18	4.30	< 0.06 *		
12/08/09 09:12	4.10	< 0.06 *		
12/15/09 09:08	3.93	0.12 *	0.02	0.60
12/21/09 08:05	4.21	0.16		
12/24/09 07:25	2.57 *	0.24	0.02 *	1.91
12/29/09 16:49	5.66	0.11	0.01	0.54 *
01/05/10 09:15	5.64	0.14	0.02 *	0.42
01/12/10 09:17	4.49	0.12		
01/20/10 08:54	3.86	0.07		
01/24/10 11:46	1.84	0.31	0.01	3.76
01/24/10 21:00	2.88	0.23	0.02	2.34
01/25/10 08:47	4.03	0.16	0.02	1.27
01/26/10 09:20	4.91	0.13	0.01	0.73
02/02/10 09:10	4.79	0.10	0.01	0.36
02/09/10 09:06	4.23	0.07	0.01	0.31
02/16/10 09:12	4.12	0.10		
02/23/10 09:04	3.56	0.11		

**Table D4. (Continued)**

<i>Date/Time (CST)</i>	<i>NO<sub>3</sub>-N (mg/L)</i>	<i>NH<sub>4</sub>-N (mg/L)</i>	<i>NO<sub>2</sub>-N (mg/L)</i>	<i>TKN (mg/L)</i>
03/02/10 08:11	3.08	< 0.06		
03/09/10 09:40	4.25	0.12	0.02	0.65
03/10/10 10:31	3.24	0.24	0.02	2.35
03/11/10 09:01	3.87	0.10	0.02	1.09
03/13/10 12:00	2.41	0.21	0.02	4.11
03/14/10 09:01	3.97	0.15	0.02	1.35
03/15/10 09:34	4.70	0.09	0.02	0.97
03/16/10 07:32	4.78	< 0.06	0.02	0.62
03/24/10 08:14	3.83	< 0.06	0.01	0.55
03/30/10 08:07	3.46	< 0.06		
04/06/10 08:30	3.07	< 0.06		
04/13/10 07:40	2.96	< 0.06	0.05	0.54
04/21/10 08:27	2.67	< 0.06		
04/24/10 21:30	1.80 *	0.45	0.12 *	16.29
04/25/10 10:15	4.53	0.58	0.08	2.94
04/25/10 18:30	5.30	0.46	0.07	1.85
04/26/10 09:30	5.48	0.22	0.05	1.10
04/27/10 08:42	5.53	0.16	0.04	0.68
05/04/10 08:21	4.40	< 0.06	0.05	0.44
05/07/10 04:00	3.29 *	0.53	0.08 *	10.75
05/07/10 09:25	4.34 *	0.38	0.11 *	6.20
05/07/10 14:02	5.39 *	0.29	0.09 *	3.79
05/08/10 16:00	6.04	0.11	0.04	0.72
05/11/10 06:30	3.77	0.22	0.06	3.11
05/11/10 15:12	5.67	0.14	0.06	1.26
05/12/10 09:50	5.72	0.08	0.04	0.66
05/13/10 03:50	1.87	0.52	0.02	11.90
05/13/10 06:55	1.55	0.57	0.03	7.93
05/13/10 18:50	3.11	0.22	0.04	3.01
05/14/10 07:44	4.19 *	0.11	0.04 *	1.21
05/18/10 08:04	5.11	0.07	0.04	0.59
05/25/10 08:36	5.03	< 0.06	0.07	0.45
06/02/10 00:50	2.46	0.29	0.03	15.83
06/02/10 03:40	1.57	0.52	0.04	10.87
06/02/10 09:05	3.08	0.20	0.05	3.65
06/03/10 12:54	5.47	0.08	0.04	1.32
06/08/10 07:27	6.52	< 0.06	0.05	0.58
06/12/10 21:00	3.76 *	0.43	0.04 *	4.08
06/13/10 16:13	4.68	0.08	0.04 *	1.39
06/14/10 10:00	3.95 *	< 0.06	0.03	2.34
06/14/10 15:08	3.00	0.09	0.04	2.82
06/15/10 07:48	3.60	0.13	0.03	1.49
06/18/10 20:45	1.66 *	0.40	0.02 *	9.07
06/19/10 09:57	1.86	0.06	0.02	2.46
06/20/10 06:24	1.40	0.17	0.02	6.44
06/21/10 13:10	4.14	< 0.06	0.03	0.81
06/29/10 06:53	5.28	< 0.06	0.06	0.54
07/07/10 13:21	4.30	< 0.06		
07/12/10 07:07	4.07	< 0.06	0.03	0.49
07/20/10 06:34	2.47	< 0.06		
07/27/10 08:06	1.82	< 0.06		
08/03/10 09:09	1.16	< 0.06		
08/10/10 08:52	0.56	< 0.06		
08/17/10 06:15	0.51	< 0.06	0.01	0.54
08/20/10 17:15	0.58 *	< 0.06	0.02 *	4.63
08/21/10 11:52	1.20	< 0.06	0.04	1.67
08/24/10 04:58	1.01	< 0.06	0.02	0.78 *
08/30/10 12:00	< 0.07	< 0.06		
09/07/10 09:31	0.80	< 0.06		
09/14/10 05:43	0.08	< 0.06	< 0.01	0.53
09/21/10 09:17	0.96	< 0.06		
09/28/10 08:50	0.86	< 0.06		
10/05/10 08:55	0.59	< 0.06		
10/12/10 13:47	< 0.07	< 0.06		
10/19/10 09:35	< 0.07	< 0.06	< 0.01	0.57
10/26/10 07:45	0.91	0.40	0.03	2.45
10/26/10 10:08	0.58	0.12	0.02	1.72

**Table D4. (Continued)**

<i>Date/Time (CST)</i>	<i>NO<sub>3</sub>-N (mg/L)</i>	<i>NH<sub>4</sub>-N (mg/L)</i>	<i>NO<sub>2</sub>-N (mg/L)</i>	<i>TKN (mg/L)</i>
10/27/10 10:45	2.07	< 0.03	0.03	1.33
11/02/10 09:39	1.76	< 0.03	0.02	0.54
11/09/10 09:50	1.02	< 0.03		
11/16/10 09:49	0.26	< 0.03	0.01	0.56
11/22/10 09:30	0.42	0.03		
11/29/10 10:00	0.81	< 0.03		
12/07/10 10:09	1.09	< 0.03 *		
12/14/10 11:19	0.97	< 0.03	0.01	0.53
12/21/10 09:23	1.35	0.07		
12/28/10 09:09	1.33	0.45		
12/31/10 13:56	3.20 *	0.24	0.02 *	2.88
01/04/11 09:25	4.36	0.65	0.02	1.15
01/11/11 07:04	3.70	0.07	0.02	0.45
01/19/11 09:19	3.68	0.09		
01/24/11 10:31	3.42	0.03		
01/31/11 08:38	3.20	0.11		
02/09/11 09:50	2.93	0.09		
02/15/11 09:36	3.05	0.61	0.03	2.27
02/17/11 10:33	3.00	0.27	0.02	2.62
02/21/11 09:05	5.15	0.23	0.03	1.42
02/22/11 10:54	5.39	0.20	0.02	1.03
02/28/11 10:32	4.40	0.19	0.02	1.33
03/01/11 09:53	5.52	0.08	0.02	0.63
03/07/11 10:00	4.47	< 0.03	0.02	0.41
03/15/11 09:07	4.11	< 0.03	0.01	< 0.26
03/22/11 08:46	2.85	< 0.03		
03/29/11 08:56	2.85	< 0.03		
04/05/11 09:11	1.31	< 0.03		
04/12/11 09:03	1.51	0.12	0.06	0.66
04/16/11 03:45	1.98	0.08	0.04	1.38
04/16/11 12:58	2.55	0.13	0.03	1.23
04/19/11 09:22	2.42	0.13	0.02	2.29
04/19/11 15:08	2.66	0.24	0.03	6.48
04/20/11 13:58	4.78	0.13	0.04	0.85
04/21/11 08:55	4.67	0.06	0.02	0.55
04/22/11 13:32	3.21 *	0.32	0.07 *	7.32
04/25/11 09:35	5.10	0.07	0.02	0.65
05/03/11 09:36	4.37	0.04	0.02	0.37
05/10/11 09:18	3.37	< 0.03		
05/17/11 09:20	5.83	0.11	0.05	0.52
05/24/11 13:46	3.64	0.03		
05/25/11 06:39	2.27	0.31	0.04	13.97
05/25/11 17:07	6.47	0.20	0.08	2.01
05/25/11 20:15	2.87	0.60	0.06	13.62
05/26/11 08:20	4.47	0.29	0.05	3.88
05/26/11 19:16	4.61	0.20	0.04	2.24
05/27/11 07:34	5.44	0.12	0.04	1.42
05/31/11 09:43	6.09	0.08	0.04	0.67
06/05/11 11:10	3.34	0.30	0.06	10.00
06/06/11 11:47	5.94	0.11	0.05	0.90
06/07/11 08:38	6.23	0.21	0.08	0.79
06/14/11 09:25	5.69	0.05	0.05	0.42
06/15/11 08:30	2.76	0.07	0.04	3.15
06/15/11 16:15	4.25	0.06	0.04	2.39
06/16/11 09:30	6.01	0.04	0.04	0.84
06/21/11 09:51	5.61	< 0.03	0.05	0.71
06/28/11 08:58	4.85	0.04	0.08	0.58
07/05/11 09:18	4.37	< 0.03		
07/12/11 10:06	3.16	< 0.03	0.05	0.51
07/19/11 10:45	1.74	< 0.03		
07/26/11 09:26	1.39	0.06		
08/01/11 09:51	0.66	0.04		
08/09/11 09:08	< 0.07	< 0.03		
08/15/11 11:12	< 0.07	< 0.03	< 0.01	0.49
08/22/11 09:43	< 0.07	< 0.03		
08/30/11 10:12	< 0.07	< 0.03		
09/06/11 09:24	< 0.07	< 0.03		



**Table D4. (Concluded)**

<i>Date/Time (CST)</i>	<i>NO<sub>3</sub>-N (mg/L)</i>	<i>NH<sub>4</sub>-N (mg/L)</i>	<i>NO<sub>2</sub>-N (mg/L)</i>	<i>TKN (mg/L)</i>
09/13/11 09:23	< 0.07	< 0.03	< 0.01	0.45
09/20/11 09:37	< 0.07	< 0.03		
09/27/11 10:55	< 0.07	< 0.03		

**Table D5. Nitrogen Concentrations for Haw Creek (Station 303)**

<i>Date/Time (CST)</i>	<i>NO<sub>3</sub>-N (mg/L)</i>	<i>NH<sub>4</sub>-N (mg/L)</i>	<i>NO<sub>2</sub>-N (mg/L)</i>	<i>TKN (mg/L)</i>
10/22/99 12:48		0.09		
10/22/99 13:04	2.28 *			
11/10/99 13:27		0.05		
11/10/99 13:30	1.49			
12/02/99 09:26		0.05		
12/02/99 09:32	2.61			
12/15/99 13:42	4.93	0.05		
12/27/99 13:31	5.55	0.07		
01/12/00 10:40	3.85	0.04		
01/25/00 13:20	5.85	0.06		
02/08/00 12:45	2.72	0.06		
02/22/00 13:07	3.79	0.07 *		
03/07/00 10:31	7.51 *	< 0.07		
03/14/00 14:20	6.81 *	< 0.07		
03/22/00 10:49	4.89	< 0.07		
03/28/00 13:30	5.40 *	< 0.07	< 0.05	0.28
04/04/00 12:01	5.31	< 0.07		
04/11/00 12:09	4.83	< 0.07		
04/18/00 13:08	3.97	0.11		
04/25/00 14:04	6.05	< 0.07	0.07	0.42
05/02/00 13:33	5.12	< 0.07		
05/10/00 12:06	7.91	0.17		
05/16/00 12:00	7.48	< 0.07		
05/23/00 12:23	6.23	0.08	0.07	0.58
05/30/00 07:35	7.07	0.10		
05/31/00 15:34	4.63	0.53	0.06	9.12
06/06/00 12:58	10.03	0.12		
06/14/00 13:54	5.52	0.41		
06/14/00 19:38	5.07	0.13		
06/20/00 11:38	7.80	0.09		
06/23/00 22:50	2.04 *	0.21	< 0.05 *	6.44
06/25/00 10:38	4.85	0.09	< 0.05	2.11
06/26/00 12:53	7.67	< 0.07	< 0.05 *	1.07
07/05/00 06:08	5.74	< 0.07		
07/11/00 06:14	5.89	0.09		
07/18/00 12:34	7.80	0.08		
07/25/00 12:22	6.44	< 0.07	< 0.05	0.48
08/01/00 11:55	4.92	< 0.07		
08/08/00 12:37	2.76	0.07		
08/15/00 11:44	1.72	0.09		
08/22/00 11:44	0.86	< 0.07		
08/29/00 14:25	0.71	< 0.07	< 0.05	0.68
09/05/00 13:00	0.29	< 0.07		
09/12/00 11:21	0.10 *	< 0.07		
09/19/00 11:04	0.24	< 0.07		
09/26/00 12:41	3.30	0.09	< 0.05	0.83
10/03/00 10:58	2.98	< 0.07		
10/10/00 11:08	6.00	< 0.07		
10/18/00 11:12	3.24	0.08		
10/24/00 11:17	2.23	< 0.03	0.05	0.66
10/31/00 08:29	1.27	< 0.03		
10/31/00 08:30	1.27	< 0.03		
11/06/00 10:57	1.64	0.03		
11/14/00 10:26	4.33	0.05		
11/20/00 13:00	5.19	0.04		
11/28/00 13:16	4.75	0.03	0.02	0.46
12/05/00 11:58	4.52	0.04		
12/12/00 13:16	5.27	0.07 *		
12/19/00 12:47	5.57	0.08	0.03	0.71
12/26/00 13:46	5.50	0.24		
01/02/01 12:33	5.07	0.26		
01/09/01 11:53	5.26	0.35		
01/16/01 13:29	4.51	0.39	0.03	1.12
01/23/01 08:45	5.49	0.18		
01/29/01 23:12	3.11	0.39	0.02 *	2.08
01/30/01 07:49	4.08	0.43	0.02 *	2.39
02/06/01 11:34	7.63	0.13		

**Table D5 (Continued)**

<i>Date/Time (CST)</i>	<i>NO<sub>3</sub>-N (mg/L)</i>	<i>NH<sub>4</sub>-N (mg/L)</i>	<i>NO<sub>2</sub>-N (mg/L)</i>	<i>TKN (mg/L)</i>
02/09/01 08:40	2.78 *	0.49	0.03 *	4.11
02/09/01 18:12	3.67 *	0.49	0.05 *	3.29
02/10/01 11:45	7.19 *	0.34	0.04 *	1.97
02/13/01 12:34	9.50	0.15		
02/20/01 12:31	8.62	0.11	0.03 *	0.69
02/24/01 20:36	2.16	0.95	0.03 *	7.48
02/27/01 11:25	8.09	0.16		
03/06/01 12:10	8.33	< 0.07		
03/13/01 13:15	7.20	< 0.07		
03/20/01 13:45	9.04	< 0.07	< 0.02	0.48
03/26/01 13:05	8.05	< 0.07		
04/03/01 11:08	7.14	< 0.07		
04/10/01 11:51	6.00	< 0.07		
04/17/01 11:25	7.79	< 0.07	0.03	0.23
04/24/01 13:19	6.35	< 0.07		
05/01/01 13:08	5.96	< 0.07		
05/08/01 07:39	4.97	0.09		
05/15/01 12:37	6.92	0.23	0.11	1.44
05/17/01 11:35	6.33	0.71	0.10	11.45
05/17/01 15:54	6.77	0.35	0.09	5.17
05/22/01 09:15	9.60	0.11		
05/30/01 06:06	9.34	< 0.07		
06/05/01 11:45	3.03	1.07	0.02	11.60
06/05/01 17:25	3.23	0.71	0.02	7.03
06/06/01 17:56	6.58	0.24	0.02	1.94
06/12/01 09:04	9.96	< 0.07		
06/19/01 12:14	8.67	< 0.07		
06/26/01 12:45	8.47	< 0.07	0.04	0.51
07/02/01 11:26	7.52	< 0.07		
07/10/01 11:30	6.12	< 0.07		
07/17/01 06:53	4.66	0.07		
07/24/01 12:21	2.58	< 0.07	0.07	1.14
07/31/01 10:23	1.67	0.09		
08/07/01 10:58	1.01	< 0.08		
08/14/01 11:00	0.07	0.08		
08/21/01 12:06	0.28	< 0.08	< 0.02	0.88
08/28/01 10:24	1.04	0.26		
09/04/01 12:04	0.19	< 0.08		
09/11/01 11:37	0.62	< 0.08		
09/18/01 11:50	0.32	< 0.08	< 0.02	0.55
09/25/01 12:35	0.90	< 0.08		
10/02/01 11:24	0.35	< 0.08		
10/09/01 06:33	0.93	< 0.08		
10/16/01 12:24	1.10	< 0.08	< 0.02	0.92
10/23/01 12:20	0.69	< 0.08		
10/30/01 12:01	0.46	< 0.08		
11/06/01 12:57	< 0.06	< 0.08		
11/13/01 11:30	< 0.06	< 0.08	< 0.02	0.44
11/20/01 11:57	0.32	< 0.08		
11/27/01 12:47	1.28	0.10		
12/04/01 12:45	0.82	< 0.08		
12/11/01 12:05	1.10	< 0.08		
12/19/01 09:16	1.23	< 0.08	< 0.02	0.41
12/26/01 13:13	2.36	0.09		
01/02/02 13:05	3.13	< 0.08		
01/08/02 12:57	3.13	< 0.08		
01/15/02 11:25	2.09	< 0.08		
01/22/02 10:41	2.27	< 0.08	< 0.02	0.57
01/29/02 11:25	1.48	< 0.08		
02/05/02 12:27	2.19	0.06		
02/13/02 10:35	5.61	0.10		
02/19/02 10:41	4.58	0.04	0.03	0.46
02/26/02 10:49	6.13	0.04		
03/05/02 13:21	5.92	0.04		
03/12/02 12:56	7.21	0.04		
03/19/02 12:57	6.24	0.06	0.04	0.38
03/26/02 12:37	5.87	0.04		

**Table D5 (Continued)**

<i>Date/Time (CST)</i>	<i>NO<sub>3</sub>-N (mg/L)</i>	<i>NH<sub>4</sub>-N (mg/L)</i>	<i>NO<sub>2</sub>-N (mg/L)</i>	<i>TKN (mg/L)</i>
04/02/02 12:42	4.65	0.04		
04/09/02 00:45	6.69	0.41	0.04	4.34
04/09/02 13:00	8.25	0.33	0.04	2.24
04/16/02 12:16	7.11	0.05	0.06	0.50
04/23/02 12:21	6.75	< 0.03	0.06	0.33
04/30/02 12:40	9.19	0.08		
05/07/02 12:44	8.04	0.04		
05/11/02 11:15	6.12	0.68	0.08 *	6.91
05/11/02 14:05	5.18	0.44	0.04 *	7.60
05/11/02 18:45	4.36	0.48	0.04 *	10.27
05/12/02 03:47	4.29	0.36	0.04	6.20
05/12/02 14:55	3.94	0.26	0.05	4.22
05/13/02 00:45	5.86	0.20	0.04	3.05
05/13/02 07:53	7.28	0.16	0.04	2.28
05/14/02 12:41	9.60	0.12	0.03	1.23
05/21/02 13:03	10.08	0.06	0.04	< 0.27
05/28/02 12:51	9.50	0.04		
06/04/02 12:35	9.33	0.03		
06/04/02 17:00	4.34	0.23	0.06	16.75
06/04/02 20:15	3.19	0.21	0.05	10.68
06/04/02 22:07	3.00	0.20	0.05	10.74
06/05/02 01:55	3.84	0.13	0.05	6.81
06/05/02 06:15	4.64	0.10	0.05	4.09
06/05/02 14:00	5.62	0.16	0.05	2.25
06/11/02 09:37	9.22	0.09	0.06	1.61
06/13/02 03:00	4.68	0.21	0.04	9.14
06/13/02 06:15	3.00	0.21	0.03	8.89
06/13/02 11:50	2.60	0.20	0.03	7.67
06/13/02 16:22	2.98	0.18	0.04	5.28
06/13/02 21:00	4.00	0.14	0.04	3.35
06/14/02 06:15	6.92	0.10	0.04	1.87
06/18/02 12:37	10.76	0.04	0.04	0.78
06/25/02 11:55	10.29	< 0.03		
07/01/02 11:50	8.92	< 0.03		
07/09/02 08:33	6.50	0.05		
07/15/02 09:50	6.06	< 0.03		
07/23/02 11:52	3.54	< 0.03	0.06	0.49
07/30/02 11:47	2.31	0.07		
08/06/02 11:43	1.72	0.04		
08/12/02 11:50	0.95	0.04		
08/20/02 12:32	1.11	0.06	0.02 *	1.59
08/27/02 12:14	4.18	0.03		
09/03/02 11:41	1.53	0.04		
09/10/02 12:07	0.42	< 0.03		
09/16/02 12:03	0.25	0.04	< 0.01	0.35
09/23/02 11:57	0.44	0.04		
10/01/02 10:18	0.25	< 0.03		
10/08/02 10:37	0.24	< 0.03		
10/15/02 11:50	0.14	< 0.03	< 0.01 *	0.52
10/21/02 10:43	0.32	0.03		
10/28/02 12:32	0.51	< 0.03		
11/06/02 12:12	0.47	< 0.03		
11/12/02 11:57	< 0.06	< 0.03	< 0.01	0.56
11/18/02 10:24	< 0.06	< 0.03		
11/25/02 12:47	< 0.06	< 0.03		
12/03/02 12:11	0.57	< 0.03		
12/10/02 11:44	1.16	< 0.03		
12/17/02 13:14	2.48	0.03	0.06	0.57
12/23/02 12:16	1.29	0.20		
12/30/02 11:40	1.30	0.09		
01/07/03 12:43	2.28	0.06	0.03	0.46
01/14/03 11:31	2.10	< 0.03		
01/21/03 12:52	2.14	0.04		
01/28/03 11:05	3.24	0.06		
02/05/03 12:20	4.77	0.23	0.16	1.28
02/10/03 12:16	4.03	0.03		
02/18/03 11:30	4.22	0.21		

**Table D5 (Continued)**

<i>Date/Time (CST)</i>	<i>NO<sub>3</sub>-N (mg/L)</i>	<i>NH<sub>4</sub>-N (mg/L)</i>	<i>NO<sub>2</sub>-N (mg/L)</i>	<i>TKN (mg/L)</i>
02/25/03 12:12	1.93	0.35		
03/04/03 11:43	2.26	0.19		
03/10/03 10:36	2.31	0.42	0.05	1.57
03/18/03 12:52	1.43	0.27		
03/25/03 13:01	0.57	< 0.03		
04/01/03 12:07	0.62	< 0.03		
04/08/03 10:11	1.19	< 0.03		
04/15/03 11:30	0.49	< 0.03	0.04	0.64
04/22/03 11:14	2.07	0.13		
04/29/03 10:57	1.31	0.15		
05/06/03 12:20	6.61	0.21		
05/10/03 10:00	5.89	0.23	0.13 *	1.30
05/11/03 00:20	6.28	0.19	0.11	1.33
05/11/03 09:34	3.30	0.56	0.07	16.30
05/13/03 12:57	8.54	0.19	0.07	1.10
05/21/03 11:03	6.87	0.07		
05/27/03 11:30	6.27	< 0.03		
06/02/03 11:38	5.47	0.04		
06/10/03 10:53	4.08	0.06		
06/17/03 12:20	3.57	0.06	0.08	0.63
06/24/03 11:37	3.20	0.08		
07/01/03 11:24	5.27	0.06		
07/08/03 11:17	3.30	0.04		
07/09/03 20:10	2.76	0.12	0.07	1.67
07/09/03 22:20	1.76	0.23	0.05	6.46
07/10/03 01:15	1.74	0.21	0.05	5.37
07/10/03 04:00	2.32	0.16	0.05	2.85
07/10/03 08:58	3.02	0.14	0.07	3.04
07/15/03 11:26	4.34	< 0.03	0.04	0.60
07/22/03 11:39	2.23	0.10		
07/29/03 10:43	1.99	0.06		
08/05/03 11:13	1.11	0.10		
08/13/03 10:37	0.29	0.11		
08/19/03 10:50	0.12	0.13	0.02	0.46
08/26/03 10:23	0.11	0.13		
09/02/03 11:59	0.45	0.21		
09/09/03 16:30	0.10	0.08		
09/16/03 07:15	0.16	0.06	< 0.02	0.94
09/23/03 09:53	< 0.07	0.03		
09/30/03 10:39	< 0.07	< 0.03		
10/06/03 11:17	< 0.07	< 0.03		
10/14/03 10:53	< 0.07	0.03		
10/21/03 09:40	< 0.07	< 0.03	< 0.02	0.59
10/27/03 12:37	< 0.07	< 0.03		
11/04/03 13:00	0.14	0.04		
11/12/03 13:06	3.05	0.09		
11/17/03 12:11	2.59	0.04	0.03 *	0.41
11/24/03 11:50	3.66	0.03		
12/02/03 10:57	3.35	< 0.03		
12/08/03 12:46	3.49	< 0.03		
12/10/03 04:00	3.17	0.53	0.05	7.31
12/10/03 08:25	3.61	0.65	0.06	7.48
12/10/03 14:03	3.88	0.86	0.06	9.08
12/10/03 17:46	4.37	0.73	0.06	5.40
12/11/03 01:00	6.15	0.55	0.08	3.25
12/11/03 10:32	7.85	0.40	0.06	1.79
12/17/03 13:02	8.74	0.09	0.02	0.41
12/22/03 12:40	8.60	0.07		
12/29/03 12:40	7.25	0.03		
01/06/04 11:00	7.74	< 0.03		
01/13/04 12:45	6.71	0.26	0.02	0.61
01/20/04 13:00	7.03	0.07		
01/27/04 12:30	7.66	< 0.03		
02/02/04 12:40	7.31	< 0.03		
02/09/04 13:02	6.30	0.10		
02/17/04 12:33	6.32	0.03	0.03	0.30
02/24/04 13:20	4.56	0.10		

**Table D5 (Continued)**

<i>Date/Time (CST)</i>	<i>NO<sub>3</sub>-N (mg/L)</i>	<i>NH<sub>4</sub>-N (mg/L)</i>	<i>NO<sub>2</sub>-N (mg/L)</i>	<i>TKN (mg/L)</i>
03/02/04 12:56	3.79	< 0.03		
03/09/04 12:34	8.08	< 0.03		
03/16/04 12:47	6.29	0.07	0.02	0.37
03/22/04 12:56	5.24	0.07		
03/29/04 12:39	6.13	0.04		
04/07/04 12:15	6.37	< 0.03		
04/13/04 11:35	5.94	0.05	0.05	0.38
04/20/04 10:38	3.88	0.11		
04/27/04 11:14	4.47	< 0.03		
04/30/04 16:10	3.55 *	0.10	0.09 *	1.00
04/30/04 17:47	3.81 *	0.15	0.10 *	2.88
04/30/04 20:27	4.17 *	0.29	0.10 *	4.90
05/01/04 11:45	7.25	0.24	0.09 *	2.87
05/02/04 10:22	8.17	0.15	0.08 *	0.73
05/04/04 11:22	7.90	0.05	0.06	0.43
05/11/04 11:35	6.53	0.11		
05/18/04 06:41	8.68	0.08	0.13	0.58
05/25/04 10:05	7.37	0.08		
05/30/04 16:10	6.36	0.13	0.12	2.95
05/30/04 18:10	3.24	0.51	0.06	13.87
05/30/04 19:40	3.31	0.44	0.06	12.70
05/30/04 22:25	3.96	0.44	0.07	9.93
05/31/04 03:30	5.92	0.29	0.07	7.28
05/31/04 11:35	8.83	0.22	0.07	3.01
06/01/04 06:16	11.62	0.14	0.06	1.10
06/08/04 11:40	11.32	0.06	0.11	0.61
06/16/04 06:42	9.11	0.05	0.09	0.76
06/22/04 11:06	9.73	< 0.04		
06/28/04 12:02	8.15	< 0.04		
07/06/04 11:25	4.71	< 0.04		
07/13/04 06:29	4.11	0.10		
07/19/04 10:21	4.48	< 0.04	0.03	0.65
07/27/04 11:01	2.14	< 0.04		
08/03/04 10:27	1.52	0.06		
08/10/04 06:35	1.23	0.09		
08/17/04 10:50	0.44	0.06	0.01	0.71
08/24/04 06:29	1.17	0.07		
08/31/04 10:53	0.94	0.04		
09/08/04 06:44	0.31	0.05		
09/14/04 10:34	0.10	< 0.04	< 0.01	0.51
09/15/04 20:02	0.31	< 0.04	< 0.01	1.76
09/16/04 04:30	0.94	0.06	0.02	2.27
09/16/04 07:37	1.45	0.16	0.07	3.02
09/21/04 06:49	2.32	< 0.04	0.03	0.65
09/28/04 10:24	0.83	< 0.04		
10/05/04 06:55	1.02	< 0.04		
10/12/04 11:49	5.37	< 0.04		
10/19/04 06:43	5.14	< 0.04	0.02	0.54
10/24/04 12:00	4.04 *	0.08	0.04 *	2.78
10/25/04 13:22	9.88	< 0.04	0.04 *	0.62
10/26/04 09:18	9.62	< 0.04	0.04	0.56
11/03/04 13:35	8.51	0.04	0.03	0.85
11/08/04 16:49	9.18	< 0.06	0.03	0.41
11/16/04 07:49	8.77	< 0.06	0.03	0.35
11/22/04 12:43	8.03	< 0.06		
11/29/04 05:00	8.27	0.08	0.03	0.67
11/30/04 07:45	7.87	0.11	0.03	0.88
12/06/04 06:45	6.86	0.18	0.04 *	1.45
12/07/04 07:10	7.12	0.10	0.03	0.90
12/07/04 10:35	4.82	0.38	0.06	3.57
12/07/04 12:35	5.20	0.33	0.05	3.03
12/07/04 17:08	4.63	0.20	0.04	2.81
12/07/04 23:33	5.59	0.19	0.05	2.43
12/08/04 10:40	7.32	0.13	0.03	1.24
12/14/04 12:05	8.92	< 0.06	0.02	0.34
12/21/04 07:36	8.95	< 0.06		
12/28/04 08:54	8.43	< 0.06		

**Table D5 (Continued)**

<i>Date/Time (CST)</i>	<i>NO<sub>3</sub>-N (mg/L)</i>	<i>NH<sub>4</sub>-N (mg/L)</i>	<i>NO<sub>2</sub>-N (mg/L)</i>	<i>TKN (mg/L)</i>
01/03/05 18:15	5.96	0.35	0.03	3.26
01/04/05 07:06	6.50	0.30	0.03	2.45
01/11/05 12:24	7.87	0.08	0.02	0.58
01/12/05 18:42	6.39	0.29	0.03	2.12
01/12/05 21:25	5.07	0.30	0.03	6.39
01/13/05 03:35	3.47	0.42	0.03	6.91
01/13/05 10:20	3.97	0.38	0.04	4.64
01/13/05 14:21	4.94	0.30	0.04	3.83
01/19/05 07:21	10.55	0.07	0.02	0.32
01/25/05 11:14	9.31	< 0.06		
02/01/05 07:33	7.83	< 0.06		
02/08/05 11:44	7.06	0.06		
02/14/05 09:47	6.52	0.12	0.02	3.08
02/14/05 19:15	7.75	0.08	0.03	1.89
02/15/05 07:39	8.65	< 0.06	0.02	0.90
02/22/05 12:25	7.55	0.08	0.01	0.34
03/01/05 07:38	7.46	< 0.06		
03/08/05 11:14	7.02	< 0.06		
03/15/05 07:38	6.67	< 0.06	0.02	0.49
03/22/05 10:19	5.89	< 0.06		
03/29/05 07:05	6.73	< 0.06		
04/05/05 12:03	5.98	< 0.06		
04/11/05 12:08	5.17	< 0.06	0.09	0.61
04/19/05 11:56	6.63	< 0.06		
04/22/05 07:45	5.85	0.19	0.07	2.80
04/26/05 10:55	8.53	< 0.06	0.04	0.53
05/03/05 11:03	7.72	< 0.06		
05/10/05 06:41	5.81	< 0.06		
05/17/05 12:03	6.31	< 0.06	0.09	0.57
05/24/05 06:49	5.31	0.17		
05/31/05 12:08	5.62	0.13		
06/07/05 11:48	4.32	0.10		
06/14/05 10:57	4.56	0.07	0.20	0.89
06/21/05 13:15	4.14	< 0.06		
06/28/05 11:49	2.34	< 0.06		
07/05/05 11:48	1.05	0.08		
07/12/05 10:26	0.27	0.10	0.01	0.82
07/19/05 11:32	0.10	0.12		
07/27/05 07:44	0.27	0.15		
08/02/05 11:42	< 0.07 *	0.06		
08/09/05 11:14	0.08	0.08		
08/16/05 11:39	< 0.07	< 0.06	< 0.01	0.96
08/23/05 08:06	< 0.07	0.08		
08/30/05 10:46	< 0.07	0.07		
09/06/05 12:16	< 0.07	0.08		
09/13/05 10:18	< 0.07	< 0.06	< 0.01	0.90
09/19/05 09:04	< 0.07	< 0.06	< 0.01	0.94
09/19/05 14:06	0.45	0.26	0.04	2.30
09/19/05 20:10	0.25	0.08	0.02	1.37
09/20/05 11:06	0.98	0.15	0.06	1.28
09/27/05 10:46	0.62	0.07	0.05	0.95
10/04/05 10:53	0.21	0.06		
10/11/05 11:38	< 0.07	0.06		
10/18/05 10:39	< 0.07	< 0.06	< 0.01	0.59
10/25/05 10:33	0.12	< 0.06		
11/01/05 11:17	0.15	< 0.06		
11/08/05 11:15	0.25	< 0.06		
11/15/05 11:54	< 0.07	< 0.06	0.01	0.64
11/21/05 12:11	0.31	< 0.06		
11/28/05 13:15	0.30	< 0.06		
12/06/05 12:04	3.04	< 0.06		
12/13/05 11:53	2.28	0.09	0.02	0.77
12/20/05 12:13	3.05	0.12		
12/27/05 12:23	4.08	0.07		
01/03/06 12:00	2.23	0.10		
01/10/06 11:13	1.27	< 0.06 *	0.02	0.70
01/17/06 12:12	0.97	< 0.06		

**Table D5 (Continued)**

<i>Date/Time (CST)</i>	<i>NO<sub>3</sub>-N (mg/L)</i>	<i>NH<sub>4</sub>-N (mg/L)</i>	<i>NO<sub>2</sub>-N (mg/L)</i>	<i>TKN (mg/L)</i>
01/24/06 11:12	1.65	< 0.06		
01/29/06 13:06	1.66	0.10	0.02	1.83
01/29/06 20:11	2.89	0.16	0.03	2.47
01/30/06 10:16	3.46	0.17	0.05	1.45
01/31/06 12:00	4.42	0.10	0.04	0.89
02/07/06 11:49	3.58	< 0.06	0.03	0.45
02/14/06 11:16	2.88	< 0.06		
02/21/06 11:32	2.56	< 0.06		
02/28/06 11:42	2.22	< 0.06		
03/07/06 11:44	1.27	< 0.06		
03/13/06 10:14	2.56	0.12	0.05 *	2.71
03/13/06 16:40	4.08	0.19	0.04 *	3.47
03/14/06 12:38	6.96	0.24	0.07	1.19
03/21/06 08:45	6.07	< 0.06	0.04	0.42
03/28/06 12:06	4.90	< 0.06		
04/03/06 12:21	7.81	0.17	0.04	1.88
04/04/06 13:17	10.19	0.10	0.04	0.85
04/06/06 11:45	7.89	0.20	0.04	3.76
04/06/06 17:02	5.49	0.45	0.04	9.22
04/07/06 06:47	9.84	0.23	0.05	2.62
04/11/06 09:21	11.60	< 0.06	0.04	0.43
04/18/06 09:22	11.08	0.07	0.05	0.87
04/25/06 11:06	9.63	< 0.06		
05/01/06 02:30	8.43	0.15	0.09	1.51
05/01/06 10:10	5.34	0.53	0.08	6.58
05/02/06 10:42	10.98	0.15	0.08	1.21
05/10/06 11:51	10.27	< 0.06 *	0.08	0.37
05/15/06 11:54	9.22	< 0.06		
05/23/06 10:15	10.64	< 0.06	0.08	0.33
05/30/06 11:25	8.48	0.11		
06/06/06 11:21	8.62	0.06		
06/13/06 09:47	8.56	< 0.06		
06/19/06 13:28	5.83	< 0.06	0.15	0.63
06/27/06 12:14	5.13	< 0.06		
07/05/06 12:02	3.78	< 0.06 *		
07/11/06 10:22	1.86	0.06		
07/18/06 09:54	0.90	0.53		
07/25/06 10:40	1.30	< 0.06	0.04	0.89
08/01/06 13:35	1.23	0.07		
08/08/06 13:14	0.08	< 0.06		
08/15/06 11:02	0.55	0.09		
08/23/06 07:07	0.10	< 0.06	< 0.01	0.64
08/29/06 10:15	0.13	0.07		
09/05/06 11:43	< 0.07	< 0.06		
09/11/06 12:12	0.24	< 0.06		
09/19/06 11:49	0.41	< 0.06	< 0.01	0.51
09/26/06 09:01	< 0.07	< 0.06		
10/03/06 10:46	< 0.07	< 0.06		
10/11/06 10:24	< 0.07	< 0.06		
10/17/06 10:55	< 0.07	< 0.06	< 0.01	0.35
10/24/06 10:46	< 0.07	< 0.06		
10/31/06 10:11	0.50	< 0.06		
11/08/06 12:31	0.52	< 0.06		
11/14/06 12:20	0.49	< 0.06	< 0.01	0.70
11/20/06 13:14	1.48	< 0.06		
11/28/06 14:04	0.88	< 0.06		
12/06/06 12:57	6.18	0.12		
12/12/06 10:12	4.61	0.21		
12/18/06 11:59	7.50	< 0.06	0.05	0.35
12/27/06 11:52	8.82	< 0.06		
01/02/07 12:04	7.22	< 0.06		
01/05/07 02:45	6.98 *	0.10	0.05 *	2.01
01/05/07 09:11	6.60 *	0.18	0.08 *	4.54
01/05/07 14:56	6.84 *	0.22	0.08 *	2.54
01/09/07 10:07	10.06	< 0.06	0.03	0.38
01/17/07 12:22	9.10	< 0.06		
01/23/07 12:16	8.74	< 0.06		



**Table D5 (Continued)**

<i>Date/Time (CST)</i>	<i>NO<sub>3</sub>-N (mg/L)</i>	<i>NH<sub>4</sub>-N (mg/L)</i>	<i>NO<sub>2</sub>-N (mg/L)</i>	<i>TKN (mg/L)</i>
01/30/07 11:26	9.40	< 0.06		
02/06/07 10:25	10.24	< 0.06	0.02	0.28
02/15/07 12:40	8.12	< 0.06		
02/21/07 09:58	5.94	0.40		
02/23/07 11:12	4.50 *	0.47	0.06 *	1.60
02/25/07 09:30	2.82	0.52	0.04	3.23
02/25/07 14:55	2.49	0.52	0.04	3.31
02/25/07 19:50	2.62	0.53	0.04	2.99
02/26/07 12:05	3.05	0.45	0.04	2.47
02/27/07 12:53	4.40	0.34	0.05	1.74
03/01/07 09:20	3.14	0.39	0.04	4.35
03/01/07 15:25	2.92	0.50	0.05	6.24
03/02/07 00:50	2.39	0.48	0.05	4.71
03/02/07 10:02	3.34 *	0.43	0.05 *	4.06
03/06/07 11:40	5.69	0.19	0.05	0.79
03/13/07 09:37	6.58	0.07	0.04	0.63
03/20/07 10:56	7.97	< 0.06		
03/22/07 22:15	7.54 *	< 0.06	0.07 *	0.65
03/23/07 06:53	6.24 *	0.12	0.05 *	2.32
03/23/07 11:31	6.35 *	0.11	0.03 *	2.59
03/23/07 16:02	5.87 *	0.14	0.05 *	3.55
03/24/07 09:21	8.85	0.13	0.04	1.79
03/24/07 17:32	6.81	0.18	0.04 *	5.99
03/25/07 11:49	9.09	0.15	0.04 *	2.50
03/26/07 11:03	10.62	0.07	0.05 *	1.10
04/03/07 09:30	10.43	< 0.06	0.03	0.94
04/09/07 11:04	10.31	< 0.06		
04/17/07 10:10	9.28	< 0.06	0.03	0.28
04/24/07 10:03	8.56	< 0.06		
04/25/07 05:00	4.76	0.27	0.09	8.49
04/25/07 08:01	6.05	0.31	0.07	3.68
04/25/07 13:05	4.89	0.74	0.07	9.33
04/25/07 23:00	8.03	0.26	0.06	2.54
04/26/07 09:05	7.66	0.21	0.04	3.06
05/01/07 09:34	10.98	< 0.06	0.06	0.51
05/08/07 09:32	9.55	< 0.06		
05/15/07 09:46	9.04	< 0.06		
05/22/07 09:51	8.34	< 0.06	0.14	0.56
05/29/07 11:46	7.44	0.10		
06/05/07 09:47	8.95	< 0.06		
06/11/07 11:08	8.02	< 0.06		
06/19/07 13:41	6.46	< 0.06	0.12	0.66
06/23/07 11:18	5.03	0.10	0.08	1.30
06/24/07 11:44	5.51	0.12	0.12	1.32
06/26/07 09:25	6.65	< 0.06	0.06	0.66
07/02/07 10:58	6.24	< 0.06		
07/10/07 09:01	2.67	< 0.06		
07/16/07 11:53	1.27	< 0.06		
07/17/07 11:43	1.11	< 0.06	0.03	0.74
07/19/07 08:30	2.57	0.14	0.05	1.58
07/19/07 13:08	2.59	0.17	0.06	2.10
07/19/07 16:30	2.96	0.10	0.05	1.66
07/24/07 08:53	1.61	< 0.06	0.01	0.68
07/31/07 09:25	1.04	< 0.06		
08/07/07 09:04	0.18	0.06		
08/14/07 10:06	0.35	0.07		
08/21/07 09:29	1.40	< 0.06	0.04	1.33
08/24/07 07:27	0.79 *	< 0.06	0.02 *	1.07
08/24/07 19:23	1.05 *	0.27	0.04 *	1.53
08/28/07 10:20	1.87	< 0.06	0.03	1.16
09/05/07 09:13	0.66	0.08		
09/11/07 09:38	0.37	< 0.06		
09/19/07 09:17	0.08	< 0.06	< 0.01	0.45
09/25/07 09:36	< 0.07	< 0.06		
10/01/07 10:10	< 0.07	< 0.06		
10/10/07 08:41	< 0.07	< 0.06		
10/16/07 09:20	< 0.07	< 0.06	< 0.01	0.40

**Table D5 (Continued)**

<i>Date/Time (CST)</i>	<i>NO<sub>3</sub>-N (mg/L)</i>	<i>NH<sub>4</sub>-N (mg/L)</i>	<i>NO<sub>2</sub>-N (mg/L)</i>	<i>TKN (mg/L)</i>
10/23/07 09:53	< 0.07	< 0.06		
10/30/07 09:12	< 0.07	< 0.06 *		
11/06/07 10:57	< 0.07	< 0.06		
11/13/07 12:09	< 0.07	< 0.06	0.01	0.56
11/19/07 11:40	< 0.07	< 0.06		
11/27/07 10:48	0.57	< 0.06		
12/04/07 13:55	1.71	< 0.06		
12/11/07 14:26	1.43	< 0.06	0.02	0.61
12/18/07 15:43	3.43	< 0.06		
12/26/07 14:29	3.76	< 0.06		
01/02/08 13:25	4.12	< 0.06		
01/08/08 01:30	3.90	0.10 *	0.02	0.85 *
01/08/08 14:19	3.65	0.16 *	0.03	1.20 *
01/09/08 09:39	4.85	0.11 *	0.03	1.06 *
01/15/08 10:45	7.73	< 0.06	0.04	0.63 *
01/22/08 13:47	8.34	< 0.06		
01/29/08 10:04	6.97	< 0.06		
02/05/08 09:32	3.80	0.25	0.03	1.58 *
02/05/08 18:25	2.85	0.40	0.03	2.09
02/06/08 09:31	1.83	0.56	0.03	2.24
02/06/08 14:43	2.00	0.55	0.04	2.38 *
02/07/08 09:45	2.47	0.48	0.04	1.66
02/13/08 12:20	5.42	0.22	0.05	0.98
02/17/08 10:51	0.89	0.71	0.04	4.44
02/17/08 18:30	0.96	0.71	0.04	4.03
02/18/08 02:30	0.92	0.46	0.04	3.05
02/18/08 10:26	1.43	0.44	0.04	2.52
02/19/08 12:45	3.18	0.39	0.05	1.83
02/25/08 12:06	5.64	0.26	0.06	0.97
03/03/08 10:37	2.60	0.58	0.07	5.64
03/03/08 14:28	3.03	0.63 *	0.10	4.75
03/04/08 11:27	4.50	0.51 *	0.11	3.23
03/11/08 10:26	6.51	0.15	0.13	0.61
03/17/08 18:33	4.69	< 0.06	0.06	0.76
03/18/08 10:00	5.07	0.10	0.10	1.00
03/24/08 10:52	7.62	< 0.06	0.02	0.36
04/01/08 10:19	5.77	< 0.06		
04/07/08 12:32	4.84	< 0.06		
04/10/08 13:00	6.15 *	0.11 *	0.03 *	3.25
04/11/08 08:54	8.68 *	0.24 *	0.04 *	3.37
04/11/08 12:24	8.90 *	0.21 *	0.04 *	2.92
04/15/08 09:35	10.47	< 0.06	0.03	0.47 *
04/22/08 10:07	7.89	< 0.06 *		
04/29/08 10:18	8.75	< 0.06		
05/06/08 09:48	7.30	< 0.06		
05/11/08 12:00	6.12 *	0.15	0.02 *	1.79
05/12/08 09:44	10.35	0.15	0.10	1.39
05/13/08 10:19	10.68	< 0.06	0.07	0.67
05/20/08 09:56	9.15	< 0.06	0.06	0.46
05/27/08 12:32	8.21	< 0.06		
06/03/08 09:50	8.11	0.14	0.16	1.60
06/03/08 13:30	6.55	0.37	0.10	6.80
06/03/08 19:05	9.92	0.34	0.14	2.60
06/04/08 07:58	11.52	0.27	0.12	2.82
06/04/08 14:55	11.53	0.31	0.11	2.83
06/05/08 08:17	12.59	0.17	0.09	1.28
06/09/08 12:24	10.80	0.13	0.21	1.05
06/10/08 07:30	10.30	0.09	0.16	1.36
06/13/08 03:30	9.76	0.12	0.16	2.20
06/13/08 09:06	9.14	0.13	0.15	2.40
06/13/08 16:22	9.30	0.14	0.13	2.87
06/17/08 09:14	11.63	< 0.06	0.11	0.66
06/24/08 10:10	11.63	< 0.06		
07/01/08 11:30	11.37	< 0.06		
07/08/08 12:48	6.22	0.09	0.09	1.88
07/09/08 10:48	6.55	0.07	0.09	1.30
07/15/08 10:20	9.46	< 0.06	0.09	0.77

**Table D5 (Continued)**

<i>Date/Time (CST)</i>	<i>NO<sub>3</sub>-N (mg/L)</i>	<i>NH<sub>4</sub>-N (mg/L)</i>	<i>NO<sub>2</sub>-N (mg/L)</i>	<i>TKN (mg/L)</i>
07/21/08 21:29	6.50	< 0.06	0.07	0.84
07/22/08 09:34	6.42	< 0.06	0.11	< 0.26
07/29/08 08:53	6.32	< 0.06		
08/04/08 12:03	4.28	< 0.06		
08/12/08 08:55	2.51	< 0.06		
08/20/08 09:45	1.42	< 0.06	0.03	0.81
08/26/08 09:20	1.12	< 0.06		
09/02/08 12:15	1.50	0.08		
09/04/08 13:45	0.94	< 0.06	0.03	0.84
09/05/08 04:40	0.60	0.08	0.02	1.47
09/10/08 10:03	2.23	0.10	0.05	1.19
09/13/08 02:00	1.52	< 0.06	0.02	1.60
09/13/08 07:50	1.57	0.12	0.02	4.08
09/13/08 23:00	2.30	0.18	0.04	2.94
09/14/08 10:53	2.44	0.12	0.02	2.84
09/14/08 23:00	2.74	0.14	0.03 *	2.99
09/15/08 11:25	4.83	0.10	0.04	1.59
09/16/08 09:35	6.15	0.08	0.13	1.05 *
09/23/08 10:47	6.47	< 0.06	0.03	0.56
10/01/08 09:03	4.84	< 0.06		
10/06/08 12:57	4.74	< 0.06		
10/14/08 09:14	4.84	< 0.06		
10/21/08 10:49	4.90	< 0.06	0.02	0.38
10/28/08 09:08	4.62	< 0.06		
11/04/08 11:17	3.20	< 0.06		
11/10/08 13:05	3.34	< 0.06		
11/18/08 11:34	3.85	< 0.06	0.04	0.48
11/24/08 12:48	5.20	< 0.06		
12/02/08 10:42	4.81	< 0.06		
12/09/08 11:16	5.12	< 0.06		
12/16/08 15:14	5.61	0.13	0.05	0.65
12/22/08 12:50	6.34	0.08		
12/27/08 12:32	2.43 *	0.47	0.04 *	5.60
12/27/08 20:05	2.80 *	0.59	0.03 *	5.61
12/28/08 11:34	5.98 *	0.42	0.03 *	3.63
12/29/08 07:46	8.41	0.27	0.03 *	1.70
01/06/09 10:48	8.83	0.10	0.03	0.42
01/13/09 09:40	8.37	0.08		
01/20/09 13:01	7.85	0.09	0.03	0.36
01/27/09 13:58	7.59	< 0.06		
02/03/09 10:52	7.03	< 0.06		
02/10/09 11:02	4.16	0.11		
02/11/09 09:09	3.61	0.18	0.04	1.75
02/11/09 13:00	4.25	0.29	0.05	3.63
02/12/09 09:39	6.11	0.38	0.05	3.69
02/17/09 09:54	6.67	0.08	0.02	0.50 *
02/25/09 10:43	6.15	< 0.06		
03/03/09 11:46	7.18	0.09		
03/08/09 05:27	4.82 *	0.20	0.02 *	5.51
03/08/09 12:25	3.73 *	0.33	0.02 *	11.77
03/08/09 16:40	3.57 *	0.34	0.03 *	9.37
03/08/09 22:13	3.83 *	0.31	0.03 *	6.89
03/09/09 10:33	6.53 *	0.19	0.03	3.43
03/10/09 08:12	3.50 *	0.30	0.02 *	6.77
03/10/09 19:05	4.16 *	0.24	0.03 *	4.28
03/11/09 08:23	6.20	0.16	0.03	2.73
03/11/09 15:09	6.97	0.15	0.03	2.13
03/12/09 10:20	8.31	0.08	0.02	1.26
03/16/09 11:53	8.88	< 0.06	0.02	0.58
03/24/09 10:04	7.34	< 0.06		
03/30/09 11:48	7.30	< 0.06		
04/07/09 08:46	7.12	< 0.06 *		
04/13/09 12:10	4.66	0.09 *	0.03	3.16
04/13/09 22:00	4.89	0.07	0.03	2.56
04/14/09 11:22	6.83	< 0.06	0.03	0.94
04/19/09 17:30	4.79	< 0.06	0.03	1.81
04/20/09 11:17	5.76	0.07	0.04	1.70

**Table D5 (Continued)**

<i>Date/Time (CST)</i>	<i>NO<sub>3</sub>-N (mg/L)</i>	<i>NH<sub>4</sub>-N (mg/L)</i>	<i>NO<sub>2</sub>-N (mg/L)</i>	<i>TKN (mg/L)</i>
04/27/09 20:45	5.86	< 0.06	0.03 *	2.06
04/28/09 10:45	4.88	< 0.06	0.03	3.37
04/28/09 21:53	6.78	< 0.06	0.03	1.24
04/30/09 04:15	5.05	0.08	0.04	4.80
04/30/09 08:40	2.54	0.17	0.02	8.24
04/30/09 14:53	3.07	0.15	0.03	5.14
04/30/09 21:00	4.30	0.11	0.04	4.34
05/01/09 06:22	6.29	0.08	0.03	2.23
05/05/09 11:17	8.50	< 0.06	0.03	0.52
05/12/09 09:52	7.46	< 0.06		
05/13/09 12:00	6.31	< 0.06	0.05	1.54
05/13/09 23:19	5.60	0.47	0.05	4.82
05/14/09 08:21	4.95	0.39	0.06	6.14
05/14/09 23:33	7.85	0.12	0.05	1.46
05/15/09 10:55	2.11 *	0.54	0.03 *	11.61
05/15/09 21:25	2.19 *	0.50	0.03 *	5.43
05/16/09 14:40	3.75	0.16	0.03	2.99
05/17/09 12:25	6.77	0.10	0.03	1.40
05/19/09 09:52	8.48	0.07	0.04	0.65
05/26/09 12:21	8.01	< 0.06	0.05	0.35
06/02/09 00:30	5.26	0.32	0.08	9.05
06/02/09 10:11	7.47	0.23	0.09	1.87
06/09/09 10:19	7.35	< 0.06	0.09	0.70
06/17/09 10:07	7.16	< 0.06		
06/22/09 12:25	8.78	0.07	0.06	3.08 *
06/27/09 22:30	5.30 *	0.07	< 0.01 *	6.63
06/28/09 10:45	4.99 *	0.06	0.04 *	5.83
06/29/09 11:35	8.78	< 0.06	< 0.01	0.97
07/07/09 09:05	7.96	< 0.06	0.04	0.46
07/14/09 10:23	8.37	< 0.06		
07/20/09 10:39	7.06	< 0.06	0.03	0.52
07/27/09 10:22	5.36	< 0.06		
08/04/09 09:41	3.59	< 0.06		
08/11/09 09:49	3.52	< 0.06		
08/18/09 12:46	2.97	< 0.06	< 0.01	0.93 *
08/25/09 08:55	3.91	< 0.06		
09/02/09 08:52	2.81	< 0.06		
09/09/09 08:15	1.95	< 0.06		
09/15/09 07:41	1.43	< 0.06	0.03	0.63
09/21/09 13:39	1.19	< 0.06		
09/28/09 08:30	1.59	< 0.06		
10/06/09 08:56	1.46	< 0.06		
10/13/09 10:45	1.64	< 0.06	0.01	0.53
10/19/09 08:51	1.96	< 0.06		
10/22/09 22:15	1.13 *	< 0.06	0.01 *	1.58
10/23/09 09:45	1.99 *	< 0.06	0.02 *	1.54
10/23/09 19:04	2.95 *	< 0.06	0.02 *	1.61
10/26/09 10:22	4.14	< 0.06	0.03	1.01
10/27/09 10:28	5.62	< 0.06	0.03	0.66
10/29/09 19:30	4.05 *	< 0.06	0.02 *	3.73
10/30/09 04:51	1.78 *	< 0.06	0.02 *	3.66
10/30/09 14:10	3.27 *	0.07	0.02 *	2.95
10/31/09 08:01	5.10	< 0.06	0.02	1.34
11/03/09 11:32	7.23	< 0.06	0.03	0.47
11/10/09 10:37	5.80	< 0.06		
11/17/09 11:11	4.49	0.27	0.02	1.03
11/17/09 17:01	3.53	0.51	0.02	2.44
11/18/09 09:05	5.23	0.26	0.03	1.27
11/24/09 09:00	6.42	< 0.06	0.02	0.29
12/01/09 10:21	6.57	< 0.06 *		
12/08/09 10:49	6.07	< 0.06 *		
12/15/09 10:49	5.31	< 0.06 *	0.02	0.38
12/21/09 10:28	5.84	< 0.06		
12/24/09 07:58	3.58 *	0.31	0.02 *	2.82
12/29/09 14:09	7.40	0.10	0.02	0.54 *
01/05/10 10:58	7.73	0.07	0.02 *	0.35
01/12/10 11:02	6.35	0.07		

**Table D5 (Continued)**

<i>Date/Time (CST)</i>	<i>NO<sub>3</sub>-N (mg/L)</i>	<i>NH<sub>4</sub>-N (mg/L)</i>	<i>NO<sub>2</sub>-N (mg/L)</i>	<i>TKN (mg/L)</i>
01/20/10 09:55	5.34	0.07		
01/24/10 12:34	2.77	0.33	0.02	4.86
01/24/10 21:00	3.39	0.30	0.02	3.83
01/25/10 09:48	4.83	0.24	0.02	2.06
01/26/10 10:37	6.78	0.16	0.02	1.12
02/02/10 11:00	6.72	0.07	0.02	0.51
02/09/10 10:40	6.00	< 0.06	0.02	0.38
02/16/10 10:40	6.17	< 0.06		
02/23/10 09:50	4.84	0.06		
03/02/10 09:39	4.74	< 0.06		
03/09/10 11:20	6.30	0.11	0.02	0.81
03/10/10 11:14	4.67	0.24	0.03	4.19
03/11/10 09:52	6.17	0.11	0.03	1.37
03/13/10 11:30	3.76	0.19	0.02	6.92
03/14/10 09:42	5.88	0.13	0.03	2.02
03/15/10 10:44	7.03	0.08	0.02	1.23
03/16/10 09:32	7.25	< 0.06	0.02	0.75
03/24/10 10:48	6.60	< 0.06	0.02	0.44
03/30/10 09:55	5.78	< 0.06		
04/06/10 10:19	5.08	< 0.06		
04/07/10 09:30	4.26	0.11	0.04	1.53
04/07/10 18:30	4.38	0.09	0.04	2.30
04/08/10 08:52	5.47	< 0.06	0.04	0.88
04/13/10 08:45	5.52	< 0.06	0.04	0.39
04/21/10 10:11	4.96	< 0.06		
04/24/10 22:15	3.96 *	0.40	0.09 *	3.59
04/25/10 12:00	6.95	0.87	0.13	4.30
04/25/10 19:20	8.34	0.73	0.13	2.85
04/26/10 10:48	8.20	0.28	0.08	1.33
04/27/10 10:33	8.26	0.12	0.05	0.77
05/04/10 10:00	6.46	< 0.06	0.06	0.49
05/11/10 07:22	7.24	0.26	0.06	2.61
05/11/10 14:35	6.95	0.23	0.07	3.87
05/12/10 08:54	8.74	0.10	0.06	1.13
05/13/10 04:25	4.71	0.53	0.03	15.41
05/13/10 11:47	4.10	0.61	0.04	4.09
05/13/10 23:45	4.49 *	0.20	0.06 *	3.51
05/14/10 08:39	6.32 *	0.18	0.05 *	2.50
05/18/10 09:03	7.84	0.08	0.04	1.05
05/25/10 10:40	8.12	0.08	0.07	0.35
06/02/10 00:10	7.14	< 0.06	0.07	1.12
06/02/10 03:10	4.50	0.33	0.05	7.96
06/02/10 09:56	4.75	0.34	0.05	6.78
06/02/10 22:15	5.48	0.10	0.06	2.48
06/03/10 11:39	7.29	0.09	0.05	1.65
06/08/10 09:41	8.47	< 0.06	0.04	0.79
06/13/10 15:41	3.82	0.18	0.04	4.20
06/14/10 07:05	4.92	0.07	0.04 *	3.29
06/14/10 14:17	4.05	0.08	0.04	3.21
06/15/10 10:15	6.46	< 0.06	0.04	0.99
06/18/10 22:00	4.79 *	0.14	0.05 *	5.83
06/19/10 10:49	2.35	< 0.06	0.03	3.58
06/20/10 07:08	5.81	0.06	0.03	1.60
06/21/10 12:15	7.26	< 0.06	0.04	0.98
06/29/10 08:48	7.56	< 0.06	0.06	0.63
07/06/10 18:15	5.08	< 0.06 *	0.04	4.14
07/07/10 12:25	5.41	< 0.06	0.04	0.75
07/07/10 20:30	1.38	< 0.06	0.02	4.72
07/08/10 12:05	3.57	< 0.06	0.03	2.32
07/12/10 08:07	6.82	< 0.06	0.03	0.61
07/20/10 07:38	4.49	0.06		
07/27/10 09:47	4.01	< 0.06	0.04	0.58
08/03/10 10:13	2.77	< 0.06		
08/10/10 09:57	1.69	< 0.06		
08/11/10 00:00	1.16	< 0.06	0.02	3.48
08/11/10 10:21	1.65	< 0.06	0.03	0.79
08/17/10 07:27	1.84	< 0.06	0.03	0.85

**Table D5 (Continued)**

<i>Date/Time (CST)</i>	<i>NO<sub>3</sub>-N (mg/L)</i>	<i>NH<sub>4</sub>-N (mg/L)</i>	<i>NO<sub>2</sub>-N (mg/L)</i>	<i>TKN (mg/L)</i>
08/20/10 14:00	1.00 *	< 0.06	0.03 *	4.48
08/20/10 20:00	0.79 *	< 0.06	0.02 *	6.33
08/21/10 12:57	2.61	< 0.06	0.04	2.35
08/24/10 05:49	3.54	< 0.06	0.03	0.68 *
08/30/10 15:00	2.71	< 0.06		
09/07/10 13:32	3.78	< 0.06		
09/14/10 06:30	2.59	< 0.06	0.03	0.49
09/21/10 10:25	4.69	< 0.06		
09/28/10 09:55	5.40	< 0.06		
10/05/10 10:46	4.68	< 0.06		
10/12/10 12:50	3.80	< 0.06		
10/19/10 11:37	3.25	< 0.06	0.03	0.55
10/26/10 06:15	1.87	0.06	0.05	3.37
10/26/10 11:19	2.73	0.38	0.07	2.48
10/27/10 09:57	4.34	< 0.03	0.03	1.00
11/02/10 10:51	4.12	< 0.03	0.02	0.37
11/09/10 10:47	3.61	< 0.03		
11/16/10 10:54	2.83	< 0.03	0.02	0.44
11/22/10 10:27	3.09	< 0.03		
11/29/10 11:14	3.48	< 0.03		
12/07/10 11:25	4.13	< 0.03 *		
12/14/10 12:45	4.53	< 0.03	0.02	0.33
12/21/10 10:01	4.35	0.06		
12/28/10 12:04	3.92	0.12		
12/31/10 15:00	3.80 *	0.43	0.03 *	4.17
01/04/11 11:18	6.92	0.15	0.03	0.51
01/11/11 07:58	6.25	0.12	0.02	0.34
01/19/11 10:08	5.51	0.12		
01/24/11 14:11	5.72	0.08		
01/31/11 09:27	5.23	0.08		
02/09/11 10:39	5.02	0.25		
02/15/11 10:37	3.97	0.30	0.03	1.40
02/17/11 11:56	4.29	0.35	0.03	3.01
02/20/11 15:15	5.45 *	0.26	0.03 *	5.38
02/21/11 12:30	7.50	0.20	0.03	1.41
02/22/11 11:42	8.01	0.14	0.02	1.05
02/28/11 11:29	5.98	0.12	0.02	1.75
03/01/11 13:50	7.97	0.06	0.02	0.72
03/07/11 11:10	6.31	< 0.03	0.02	0.42
03/15/11 10:11	6.19	< 0.03	0.02	0.28
03/22/11 09:48	4.84	< 0.03		
03/29/11 09:56	4.63	< 0.03		
04/05/11 10:14	3.71	0.03		
04/12/11 10:24	2.94	0.16	0.10	0.61
04/16/11 04:30	3.67	0.24	0.07	1.87
04/16/11 14:00	4.13	0.25	0.06	1.47
04/19/11 10:08	4.53	0.12	0.03	2.31
04/19/11 17:25	4.70	0.36	0.05	7.98
04/20/11 11:33	8.31	0.23	0.04	2.55
04/21/11 10:25	9.42	0.11	0.03	0.99
04/22/11 14:45	5.36 *	0.26	0.04 *	5.18
04/25/11 10:35	8.96	0.11	0.03	0.70
05/03/11 10:35	8.04	0.06	0.03	0.43
05/10/11 10:21	6.47	< 0.03		
05/17/11 10:27	9.42	0.10	0.05	0.53
05/24/11 12:01	7.49	< 0.03		
05/25/11 07:25	5.29	0.28	0.05	7.76
05/25/11 16:33	8.44	0.31	0.06	3.92
05/25/11 23:15	6.97	0.23	0.08	6.06
05/26/11 09:55	6.79	0.34	0.05	3.67
05/26/11 18:40	6.57	0.28	0.05	3.20
05/27/11 08:20	9.16	0.14	0.04	1.74
05/31/11 10:47	9.82	0.07	0.05	0.84
06/05/11 14:13	9.84	0.06	0.06	0.69
06/07/11 11:45	9.75	0.07	0.07	0.60
06/14/11 10:37	8.22	0.03	0.05	0.63
06/15/11 07:45	3.86	0.08	0.05	4.92

**Table D5 (Concluded)**

<i>Date/Time (CST)</i>	<i>NO<sub>3</sub>-N (mg/L)</i>	<i>NH<sub>4</sub>-N (mg/L)</i>	<i>NO<sub>2</sub>-N (mg/L)</i>	<i>TKN (mg/L)</i>
06/15/11 15:10	4.64	0.11	0.06	5.22
06/16/11 10:25	8.38	< 0.03	0.05	1.18
06/20/11 12:52	7.20	0.05	0.05	1.49
06/21/11 11:05	6.64	< 0.03	0.05	1.42
06/27/11 00:15	2.09	0.11	0.03	8.12
06/27/11 11:30	3.81	0.08	0.04	3.66
06/27/11 17:15	5.32	< 0.03	0.03	2.24
06/28/11 12:10	7.93	< 0.03	0.03	0.93
07/05/11 11:17	8.27	< 0.03	0.06	0.54
07/12/11 11:10	6.99	< 0.03	0.06	0.45
07/19/11 11:37	4.31	< 0.03		
07/26/11 10:24	2.50	0.03		
08/01/11 10:55	3.20	< 0.03		
08/09/11 10:09	1.41	< 0.03		
08/15/11 12:21	0.66	0.08	0.02	0.56
08/22/11 11:21	0.28	< 0.03		
08/30/11 11:15	0.16	0.04		
09/06/11 10:20	0.10	< 0.03		
09/13/11 10:16	0.09	< 0.03	0.01	0.51
09/20/11 10:34	0.19	< 0.03		
09/27/11 11:48	0.21	< 0.03		

**Table D6. Nitrogen Concentrations for Swan Creek (Station 305)**

<i>Date/Time (CST)</i>	<i>NO<sub>3</sub>-N (mg/L)</i>	<i>NH<sub>4</sub>-N (mg/L)</i>	<i>NO<sub>2</sub>-N (mg/L)</i>	<i>TKN (mg/L)</i>
09/26/06 11:07	0.28	0.08		
10/03/06 12:55	0.10	0.09		
10/11/06 12:10	0.09	< 0.06		
10/17/06 14:04	< 0.07	< 0.06	< 0.01	1.15
10/24/06 12:20	< 0.07	< 0.06		
10/31/06 13:00	< 0.07	< 0.06		
11/08/06 14:08	< 0.07	< 0.06		
11/14/06 15:04	0.08	< 0.06	< 0.01	0.50
11/20/06 14:55	0.24	< 0.06		
11/28/06 12:32	0.60	0.15		
12/06/06 14:26	5.31	0.23		
12/12/06 13:00	3.67	0.25		
12/18/06 13:38	5.54	0.11	0.04	0.48
12/27/06 14:00	5.71	< 0.06		
01/02/07 14:15	4.26	< 0.06		
01/05/07 00:45	4.33 *	< 0.06	0.02 *	0.77
01/05/07 12:55	4.80 *	< 0.06	0.02 *	0.81
01/09/07 12:31	5.89	< 0.06	0.03	0.64
01/17/07 14:02	7.01	< 0.06		
01/23/07 15:03	6.83	< 0.06		
01/30/07 12:56	7.28	< 0.06		
02/06/07 13:13	8.07	< 0.06	0.01	< 0.26
02/15/07 14:05	6.68	< 0.06		
02/21/07 12:20	4.01	3.44		
02/23/07 12:52	3.18 *	0.68	0.06 *	2.75
02/25/07 12:12	2.12	0.66	0.04	3.98
02/25/07 16:50	1.98	0.59	0.04	3.02
02/26/07 08:46	2.26	0.57	0.05	2.70
02/27/07 15:20	2.69	0.32	0.03	1.78
03/01/07 10:14	2.85	0.52	0.05	7.12
03/01/07 16:15	1.91	0.77	0.05	9.98
03/02/07 01:30	1.53	0.55	0.06	6.53
03/02/07 08:27	2.09 *	0.45	0.05 *	4.82
03/06/07 13:10	5.03	0.30	0.03	1.01
03/13/07 12:24	6.15	0.09	0.04	0.64
03/20/07 12:40	5.98	< 0.06		
03/23/07 02:45	4.93 *	< 0.06	0.05 *	1.16
03/23/07 07:40	4.97 *	< 0.06	0.04 *	1.29
03/23/07 13:53	5.46 *	0.07	0.04 *	1.54
03/24/07 10:50	6.52	0.18	0.04	4.18
03/24/07 19:27	8.03	0.14	0.04 *	1.79
03/25/07 10:16	8.23	0.14	0.05 *	1.78
03/26/07 13:07	9.75	< 0.06	0.03 *	0.87
04/03/07 12:08	11.84	< 0.06	0.02	1.05
04/09/07 12:56	11.64	< 0.06		
04/17/07 13:30	10.44	< 0.06	0.03	0.33
04/24/07 12:34	9.34	< 0.06		
04/25/07 09:10	6.30	0.27	0.07	1.94
04/25/07 15:05	7.22	0.12	0.07	1.56
04/26/07 00:45	7.81	0.24	0.08	1.93
04/26/07 10:42	7.30	0.32	0.06	2.04
05/01/07 12:09	11.22	< 0.06	0.06	0.48
05/08/07 12:02	9.34	< 0.06		
05/15/07 12:20	8.95	< 0.06		
05/22/07 12:17	8.45	0.08	0.13	0.55
05/29/07 14:05	12.81	0.10		
06/05/07 12:54	10.58	0.06		
06/11/07 13:23	9.89	< 0.06		
06/19/07 15:49	8.04	< 0.06	0.07	1.21
06/23/07 01:30	3.43	0.20	0.11	2.31
06/23/07 12:56	5.29	0.24	0.12	3.57
06/24/07 01:30	6.40	0.16	0.10	2.20
06/24/07 12:52	8.88	0.08	0.08	1.54
06/26/07 12:11	10.85	< 0.06	0.06	0.73
07/02/07 09:15	9.69	< 0.06		
07/10/07 12:09	7.24	< 0.06		
07/16/07 14:10	5.65	< 0.06		



**Table D6. (Continued)**

<i>Date/Time (CST)</i>	<i>NO<sub>3</sub>-N (mg/L)</i>	<i>NH<sub>4</sub>-N (mg/L)</i>	<i>NO<sub>2</sub>-N (mg/L)</i>	<i>TKN (mg/L)</i>
07/17/07 12:56	4.45	< 0.06	0.03	0.98
07/19/07 09:44	4.01	< 0.06	0.02	0.51
07/19/07 13:57	4.23	< 0.06	0.03	0.58
07/24/07 11:41	3.08	< 0.06	0.01	0.56 *
07/31/07 11:20	1.97	< 0.06		
08/07/07 11:46	0.73	0.13		
08/14/07 12:49	0.52	0.19		
08/21/07 12:07	0.43	0.19	0.05	1.01
08/24/07 08:24	0.68 *	0.14	0.03 *	1.71
08/24/07 13:26	0.72 *	0.13	0.02 *	1.45
08/24/07 20:12	1.09 *	0.27	0.05 *	2.57
08/28/07 12:43	3.52	0.07	0.04	1.05
09/05/07 11:52	2.60	0.10		
09/11/07 12:22	1.55	0.08		
09/19/07 12:11	0.70	< 0.06	< 0.01	0.89
09/25/07 12:12	0.33	< 0.06		
10/01/07 12:40	0.13	< 0.06		
10/10/07 10:05	0.26	0.13		
10/16/07 11:47	0.09	< 0.06	0.03	0.60
10/23/07 12:40	0.81	< 0.06 *		
10/30/07 11:50	0.70	< 0.06 *		
11/06/07 13:45	0.26	< 0.06		
11/13/07 14:28	0.59	< 0.06	0.03	0.59 *
11/19/07 14:38	1.17	< 0.06		
11/27/07 13:48	0.23	< 0.06		
12/04/07 16:25	2.17	< 0.06		
12/11/07 16:02	1.92	< 0.06	0.03	0.72
12/18/07 16:48	3.19	0.13		
12/26/07 13:12	4.79	0.44		
01/02/08 16:20	5.46	< 0.06		
01/08/08 02:33	4.54	0.62 *	0.03	2.74 *
01/08/08 11:00	4.13	0.32 *	0.03	1.66 *
01/09/08 10:47	4.98	0.51 *	0.05	2.55 *
01/15/08 13:50	8.58	< 0.06	0.04	0.37 *
01/22/08 15:00	9.40	< 0.06		
01/29/08 11:42	7.21	< 0.06		
02/05/08 10:54	5.15	0.27	0.03	1.27 *
02/05/08 14:03	5.36	0.23	0.03	1.20 *
02/05/08 19:43	3.34	0.53	0.04	2.61
02/06/08 10:36	1.68	0.76	0.04	4.37
02/06/08 15:15	1.65	0.74	0.04	4.54 *
02/07/08 08:24	2.47	0.51	0.05	2.51 *
02/13/08 13:54	6.19	0.29	0.07	1.25
02/17/08 12:07	0.93	0.52	0.04	3.92
02/17/08 16:19	0.81	0.52	0.04	3.94
02/18/08 08:52	0.86	0.43	0.05	2.93
02/18/08 16:08	1.31	0.36	0.05	2.88
02/19/08 14:28	2.04	0.36	0.05	1.86
02/25/08 15:42	4.83	0.24	0.03	0.86
03/03/08 12:15	2.03	0.69 *	0.11	5.68
03/03/08 23:04	2.50	0.67 *	0.10	5.95
03/04/08 13:59	3.39	0.47 *	0.09	3.23
03/11/08 13:13	6.29	0.14	0.04	0.63
03/17/08 16:43	4.96	0.08	0.04	0.86
03/18/08 12:40	5.42	0.18	0.04	2.16
03/24/08 13:03	7.33	< 0.06	0.02	0.55
04/01/08 13:22	5.95	< 0.06		
04/07/08 14:53	6.22	< 0.06		
04/10/08 11:45	5.99 *	0.29 *	0.03 *	7.94
04/11/08 08:38	6.76 *	0.13 *	0.05 *	1.84
04/11/08 13:18	6.46 *	0.26 *	0.04 *	6.85
04/15/08 13:20	11.46	< 0.06	0.03	0.50 *
04/22/08 12:49	9.41	< 0.06 *		
04/29/08 13:13	10.39	< 0.06		
05/06/08 12:14	9.09	< 0.06		
05/11/08 12:00	3.66 *	0.19	0.02 *	2.22
05/12/08 09:33	10.29	0.12	0.08	1.01

**Table D6. (Continued)**

<i>Date/Time (CST)</i>	<i>NO<sub>3</sub>-N (mg/L)</i>	<i>NH<sub>4</sub>-N (mg/L)</i>	<i>NO<sub>2</sub>-N (mg/L)</i>	<i>TKN (mg/L)</i>
05/13/08 13:17	11.39	< 0.06	0.06	0.58
05/20/08 12:12	9.66	< 0.06	0.06	0.59
05/27/08 15:20	8.50	< 0.06		
06/03/08 11:17	7.10	0.19	0.16	1.90
06/03/08 17:01	7.39	0.15	0.16	1.45
06/04/08 08:53	7.11	0.24	0.14	2.59
06/04/08 16:20	10.28	0.33	0.13	2.86
06/05/08 09:31	11.93	0.18	0.12	1.39
06/09/08 13:55	8.84	0.12	0.18	1.11
06/10/08 09:05	9.30	0.09	0.16	0.99
06/13/08 04:40	6.26	0.25	0.10	9.65
06/13/08 08:16	7.80	0.12	0.14	2.76
06/13/08 13:55	8.18	0.12	0.15	1.84
06/13/08 19:56	10.18	0.11	0.15	0.69
06/17/08 11:58	11.77	< 0.06	0.10	0.64
06/24/08 12:46	10.95	0.12		
07/01/08 14:10	10.99	< 0.06		
07/08/08 14:04	9.12	0.06	0.08	0.74
07/09/08 12:30	8.50	0.07	0.02	0.70
07/15/08 13:26	7.91	0.06	< 0.01	0.62
07/21/08 20:50	5.30	0.09	0.08	1.27
07/22/08 08:27	5.36	0.07	0.08	0.77
07/22/08 14:24	5.37	0.08	0.10	0.83
07/29/08 10:30	5.13	< 0.06		
08/04/08 13:46	3.84	< 0.06		
08/12/08 12:12	2.21	< 0.06		
08/20/08 12:16	1.15	< 0.06	0.02	0.80
08/26/08 12:32	0.80	0.10		
09/02/08 15:02	0.91	0.27		
09/04/08 09:49	0.81	0.08	0.02	1.25
09/04/08 14:35	0.97	0.08	0.02	1.50
09/05/08 05:35	0.89	0.17	0.02	1.45
09/10/08 12:38	1.29	< 0.06	0.01	1.89
09/13/08 02:30	0.96	< 0.06	0.02	2.73
09/13/08 09:15	1.02	0.09	0.02	2.26
09/14/08 02:30	1.27	0.13	0.04	2.49
09/14/08 12:24	1.59	0.28	0.03	2.95
09/14/08 23:30	2.64	0.16	0.04 *	3.41
09/15/08 13:05	4.06	0.12	0.04	1.74
09/16/08 11:50	6.16	0.07	0.05	0.92 *
09/23/08 13:10	5.89	< 0.06	0.04	0.70
10/01/08 12:06	4.45	< 0.06		
10/06/08 14:55	4.33	< 0.06		
10/14/08 12:08	4.66	< 0.06		
10/21/08 13:09	5.20	< 0.06	0.01	0.56
10/28/08 12:17	5.10	< 0.06		
11/04/08 12:58	3.85	< 0.06		
11/10/08 15:35	3.91	< 0.06		
11/18/08 14:02	3.30	< 0.06	0.03	0.69
11/24/08 14:50	2.84	0.16		
12/02/08 13:33	4.90	< 0.06		
12/09/08 13:01	5.04	0.09		
12/16/08 13:52	6.03	0.07	0.04	0.57
12/22/08 14:50	6.26	0.08		
12/27/08 13:22	2.33 *	0.73	0.03 *	7.67
12/27/08 19:12	1.98 *	0.66	0.04 *	4.13
12/28/08 12:30	4.67 *	0.47	0.04 *	3.44
12/29/08 09:07	6.22	0.32	0.02 *	1.76
01/06/09 12:47	8.50	0.10	< 0.01	0.44
01/13/09 10:50	8.54	< 0.06		
01/20/09 14:36	8.11	< 0.06	0.02	0.28
01/27/09 12:28	8.11	< 0.06		
02/03/09 12:40	6.31	0.19		
02/10/09 14:17	4.42	0.23		
02/11/09 09:59	3.90	0.30	0.03	1.72
02/11/09 13:52	3.89	0.34	0.04	2.45
02/12/09 08:41	5.27	0.52	0.07	5.88

**Table D6 (Continued)**

<i>Date/Time (CST)</i>	<i>NO<sub>3</sub>-N (mg/L)</i>	<i>NH<sub>4</sub>-N (mg/L)</i>	<i>NO<sub>2</sub>-N (mg/L)</i>	<i>TKN (mg/L)</i>
02/17/09 11:14	7.09	0.17	0.02	0.67 *
02/25/09 13:25	6.46	0.07		
03/03/09 13:29	7.21	0.09		
03/08/09 01:15	6.84 *	0.09	0.03 *	0.90
03/08/09 06:42	3.84 *	0.30	0.03 *	7.16
03/08/09 13:17	3.45 *	0.35	0.03 *	9.46
03/08/09 23:16	3.81 *	0.38	0.06 *	5.71
03/09/09 12:24	5.49 *	0.21	0.04	3.48
03/10/09 09:10	3.66 *	0.25	0.03 *	4.55
03/10/09 19:50	3.32 *	0.21	0.03 *	3.48
03/11/09 09:29	5.31	0.11	0.03	2.24
03/11/09 15:15	6.15	0.13	0.03	1.94
03/12/09 09:16	8.00	0.07	0.02	1.24
03/16/09 13:54	8.77	< 0.06	0.02	0.58
03/24/09 13:31	5.24	0.07		
03/30/09 13:34	7.44	< 0.06		
04/07/09 12:01	8.62	< 0.06 *		
04/13/09 13:37	5.74	0.12 *	0.03	2.26
04/13/09 19:30	5.27	0.06	0.04	2.12
04/14/09 14:10	7.27	< 0.06	0.03	0.76
04/19/09 14:30	6.95	< 0.06	0.03	0.98
04/20/09 13:08	5.96	< 0.06	0.03	1.80
04/27/09 21:45	5.47	< 0.06	0.03 *	4.32
04/28/09 12:27	5.01	0.10	0.05	3.05
04/28/09 22:31	6.93	0.08	0.04	1.37
04/30/09 03:30	6.68	0.07	0.02	2.73
04/30/09 09:55	3.89	0.13	0.03	5.57
04/30/09 18:40	3.07	0.16	0.04	4.02
05/01/09 00:30	3.67	0.13	0.06	3.17
05/01/09 07:50	5.39	0.09	0.06	1.97
05/05/09 13:51	9.26	< 0.06	0.03	0.43
05/12/09 12:30	8.80	< 0.06		
05/14/09 00:33	6.01	0.12	0.04	2.74
05/14/09 10:32	6.93	0.17	0.06	1.68
05/15/09 00:49	7.76	0.07	0.05	1.11
05/15/09 10:09	3.08 *	0.28	0.03 *	7.08
05/15/09 23:30	3.14 *	0.73	0.05 *	4.79
05/16/09 16:42	4.03	0.43	0.07	2.88
05/17/09 13:24	6.91	0.22	0.06	1.65
05/19/09 13:04	9.31	0.07	0.04 *	0.75
05/26/09 14:16	9.06	< 0.06	0.06	0.56
06/02/09 13:18	7.40	0.15	0.11	1.05
06/09/09 12:55	7.79	< 0.06	0.08	0.79
06/17/09 12:38	7.50	< 0.06		
06/22/09 14:45	9.85	< 0.06	0.06	0.89 *
06/28/09 04:30	8.90 *	< 0.06	< 0.01 *	2.43
06/28/09 12:14	7.37 *	< 0.06	0.05 *	3.62
06/29/09 13:14	9.20	< 0.06	< 0.01	0.85
07/07/09 12:17	8.63	< 0.06	0.04	0.68
07/14/09 13:22	8.08	< 0.06		
07/15/09 04:28	3.51	0.19	0.04	9.85
07/15/09 09:19	2.17	0.18	0.04	6.46
07/15/09 14:25	2.20	0.11	0.05	5.44
07/16/09 04:02	3.28	< 0.06	0.04	2.23
07/20/09 12:58	8.28	< 0.06	0.03	0.71
07/27/09 13:00	7.16	< 0.06		
08/04/09 11:57	6.07	< 0.06		
08/11/09 13:31	4.78	< 0.06		
08/17/09 10:31	4.49	< 0.06	0.01	0.97
08/18/09 11:05	3.29	0.06	< 0.01	1.27
08/25/09 10:22	6.00	< 0.06		
09/02/09 10:17	5.21	< 0.06		
09/09/09 09:51	3.28	< 0.06		
09/15/09 10:26	2.88	0.08	0.03	1.60
09/21/09 12:19	2.32	< 0.06		
09/28/09 09:52	2.24	< 0.06		
10/06/09 11:00	2.17	< 0.06		

**Table D6 (Continued)**

<i>Date/Time (CST)</i>	<i>NO<sub>3</sub>-N (mg/L)</i>	<i>NH<sub>4</sub>-N (mg/L)</i>	<i>NO<sub>2</sub>-N (mg/L)</i>	<i>TKN (mg/L)</i>
10/13/09 12:40	2.99	< 0.06	0.02	0.54
10/19/09 10:16	3.33	< 0.06		
10/22/09 19:30	2.59 *	< 0.06	0.03 *	1.75
10/23/09 11:17	3.16 *	< 0.06	0.02 *	1.62
10/23/09 19:43	3.65 *	< 0.06	0.03 *	1.98
10/26/09 11:29	3.83	0.10	0.02	1.48
10/27/09 13:25	5.11	< 0.06	0.03	0.82
10/30/09 03:24	2.51 *	0.12	0.02 *	3.30
10/30/09 15:54	2.51 *	0.19	0.02 *	3.01
10/31/09 09:13	5.00	< 0.06	0.02	1.23
11/03/09 13:24	6.78	< 0.06	0.02	0.39
11/10/09 14:19	5.69	< 0.06		
11/17/09 13:17	3.29	0.15	0.02	2.74
11/17/09 21:42	3.14	0.23	0.02	2.57
11/18/09 10:32	3.92	0.21	0.02	1.87
11/24/09 12:31	6.10	0.07	0.02	0.57
12/01/09 12:43	6.10	0.07 *		
12/08/09 13:11	6.50	< 0.06 *		
12/15/09 13:54	6.03	0.07 *	0.02	0.49
12/21/09 13:20	6.08	0.10		
12/24/09 08:47	4.08 *	0.28	0.02 *	2.50
12/29/09 12:24	7.30	0.18	0.01	0.44 *
01/05/10 14:08	7.59	< 0.06	0.01 *	0.31
01/12/10 12:02	6.97	< 0.06		
01/20/10 13:25	5.69	0.16		
01/24/10 13:54	2.34	0.36	0.02	4.10
01/24/10 19:40	1.85	0.33	0.01	3.40
01/25/10 12:40	4.51	0.21	0.02	1.83
01/26/10 12:16	6.11	0.11	0.02	1.03
02/02/10 12:41	6.65	0.09	0.02	0.46
02/09/10 13:31	6.15	0.14	0.02	0.53
02/16/10 12:32	6.32	0.12		
02/23/10 12:50	5.42	0.19		
03/02/10 12:26	5.33	0.18		
03/09/10 14:32	4.33	0.28	0.02	1.51
03/10/10 12:50	3.61	0.36	0.03	4.22
03/11/10 12:37	4.54	0.21	0.03	1.77
03/13/10 12:00	3.35	0.15	0.02	4.68
03/14/10 11:10	4.23	0.19	0.03	2.29
03/15/10 12:47	6.05	0.10	0.02	1.03
03/16/10 12:20	6.40	0.06	0.02	0.86
03/24/10 12:55	6.08	< 0.06	0.02	0.62
03/30/10 13:13	5.93	0.06		
04/06/10 12:03	5.51	< 0.06		
04/07/10 10:45	5.11	< 0.06	0.03	0.98
04/07/10 19:45	3.83	0.19	0.03	3.03
04/08/10 08:02	5.19	< 0.06	0.03	1.15
04/13/10 12:15	5.80	< 0.06	0.03	0.45
04/21/10 12:57	5.86	< 0.06		
04/24/10 20:00	4.23 *	0.29	0.08 *	4.61
04/25/10 12:00	6.44	1.07	0.14	4.13
04/25/10 20:40	7.04	0.86	0.12	2.97
04/26/10 12:35	7.25	0.42	0.08	1.71
04/27/10 12:06	7.63	0.11	0.05	0.81
05/04/10 13:12	6.94	< 0.06	0.03	0.40
05/10/10 23:30	6.30	0.07	0.04	1.28
05/11/10 09:00	6.74	0.23	0.07	2.14
05/11/10 12:46	8.60	0.25	0.07	3.02
05/12/10 08:10	8.62	0.12	0.06	1.22
05/13/10 05:27	4.28	0.76	0.06	9.16
05/13/10 14:00	4.83	0.65	0.06	5.42
05/14/10 09:24	5.56 *	0.30	0.07 *	2.04
05/15/10 12:00	8.12	0.10	0.05	1.08
05/16/10 11:24	8.28	0.11	0.04	0.78
05/18/10 11:03	7.70	0.11	0.04	1.36
05/25/10 13:27	8.12	0.07	0.07	0.58
06/01/10 23:11	7.81	< 0.06	0.07	0.58

**Table D6 (Continued)**

<i>Date/Time (CST)</i>	<i>NO<sub>3</sub>-N (mg/L)</i>	<i>NH<sub>4</sub>-N (mg/L)</i>	<i>NO<sub>2</sub>-N (mg/L)</i>	<i>TKN (mg/L)</i>
06/02/10 02:34	7.48	0.14	0.08	1.47
06/02/10 12:50	6.87	0.14	0.09	1.95
06/03/10 01:15	7.06	0.13	0.10	1.90
06/03/10 09:29	8.95	< 0.06	0.06	1.28
06/08/10 12:40	7.51	0.11	0.07	1.24
06/13/10 15:03	3.87	0.15	0.05	6.91
06/14/10 08:50	2.60	0.12	0.04	4.69
06/14/10 16:15	4.30	< 0.06 *	0.05	2.98
06/15/10 12:15	5.99	< 0.06	0.05	1.31
06/18/10 22:30	5.44 *	0.09	0.06 *	5.49
06/19/10 13:05	2.48	0.08	0.04	2.75
06/20/10 08:07	4.81	0.08	0.05	1.81
06/21/10 10:45	8.14	< 0.06	0.04	1.00
06/29/10 12:21	8.74	< 0.06	0.04	0.57
07/07/10 11:07	7.15	< 0.06		
07/08/10 03:30	2.24	< 0.06	0.06	3.37
07/08/10 11:10	2.70	< 0.06	0.07	2.35
07/12/10 09:47	7.46	< 0.06	0.04	0.66
07/19/10 23:45	4.39 *	< 0.06	0.04	3.59
07/20/10 09:30	3.18	0.06	0.07	3.15
07/20/10 22:25	3.07	0.07	0.07	1.87
07/27/10 12:16	6.68	< 0.06	0.03	0.58
08/03/10 12:57	5.93	< 0.06		
08/10/10 11:09	4.97	< 0.06		
08/11/10 02:00	4.20	< 0.06	0.03	2.10
08/11/10 11:37	2.73	0.10	0.07	2.05
08/17/10 10:12	3.90	< 0.06	0.03	0.74
08/20/10 19:22	3.66 *	< 0.06	0.04 *	0.83
08/21/10 14:34	1.61	< 0.06	0.04	1.76
08/24/10 08:03	3.61	< 0.06	0.03	0.57
08/30/10 12:30	2.96	< 0.06		
09/07/10 11:11	2.78	< 0.06		
09/14/10 08:35	2.55	< 0.06	0.02	0.66
09/21/10 12:07	3.68	< 0.06		
09/28/10 11:08	5.02	< 0.06		
10/05/10 12:27	4.99	< 0.06		
10/12/10 11:17	3.66	< 0.06		
10/19/10 14:00	3.29	< 0.06	0.02	0.87
10/26/10 11:15	2.67	< 0.03	0.03	1.22
10/26/10 13:40	2.70	< 0.03	0.04	1.04
10/27/10 08:36	2.00	0.03	0.02	1.11
11/02/10 12:37	3.58	< 0.03	0.02	0.50
11/09/10 11:46	3.53	< 0.03		
11/16/10 12:51	2.01	< 0.03	0.02	0.80
11/22/10 12:00	1.89	0.15		
11/29/10 14:00	3.74	< 0.03		
12/07/10 12:57	4.42	0.04 *		
12/14/10 15:48	4.88	< 0.03	0.02	0.30
12/21/10 12:24	4.55	0.04		
12/28/10 13:46	3.98	0.05		
12/31/10 16:20	3.04 *	0.47	0.02 *	1.88
01/04/11 12:42	6.01	0.21	0.03	0.66
01/11/11 09:21	6.13	0.14	0.03	0.35
01/19/11 11:15	5.20	0.15		
01/24/11 15:13	5.52	0.10		
01/31/11 10:15	3.87	0.38		
02/09/11 11:34	5.45	0.15		
02/15/11 12:25	2.94	0.94	0.03	3.76
02/17/11 12:46	3.14	0.84	0.04	4.58
02/21/11 13:28	6.07	0.36	0.03	1.59
02/22/11 12:31	6.69	0.19	0.02	0.93
02/28/11 13:38	5.47	0.22	0.02	1.32
03/01/11 15:03	6.52	0.16	0.02	0.93
03/07/11 13:30	6.40	0.07	0.02	0.50
03/15/11 11:13	6.44	0.03	0.03	0.36
03/22/11 11:25	5.26	< 0.03		
03/29/11 10:53	5.28	< 0.03		

**Table D6 (Concluded)**

<i>Date/Time (CST)</i>	<i>NO<sub>3</sub>-N (mg/L)</i>	<i>NH<sub>4</sub>-N (mg/L)</i>	<i>NO<sub>2</sub>-N (mg/L)</i>	<i>TKN (mg/L)</i>
04/05/11 11:11	4.18	< 0.03		
04/12/11 12:16	3.09	0.23	0.09	0.82
04/19/11 11:28	3.79	0.14	0.06	1.61
04/20/11 10:47	5.62	0.33	0.06	2.89
04/21/11 11:47	7.47	0.13	0.04	0.74
04/22/11 17:33	5.60 *	0.35	0.06 *	4.53
04/25/11 12:35	8.04	0.11	0.03	0.64
05/03/11 13:18	7.77	0.09	0.03	0.40
05/10/11 11:18	6.42	< 0.03		
05/17/11 13:31	8.17	0.14	0.06	0.51
05/24/11 10:15	6.92	0.06		
05/25/11 04:45	3.60	0.48	0.06	14.89
05/25/11 08:47	5.62	0.37	0.06	7.93
05/25/11 15:31	5.89	0.27	0.08	3.78
05/26/11 00:00	7.78	0.27	0.08	3.33
05/26/11 10:50	7.85	0.35	0.06	3.82
05/26/11 23:45	8.82	0.30	0.06	2.87
05/27/11 09:47	9.69	0.18	0.05	1.75
05/31/11 12:45	10.34	0.09	0.06	0.85
06/05/11 15:41	8.85	0.14	0.08	2.38
06/06/11 15:35	9.89	0.07	0.07	1.08
06/07/11 13:15	10.21	0.07	0.07	0.96
06/14/11 12:40	7.41	0.07	0.08	1.51
06/15/11 02:00	4.63	0.15	0.07	4.84
06/15/11 11:03	4.80	0.17	0.07	4.39
06/15/11 20:31	5.19	0.16	0.06	3.73
06/16/11 09:13	8.14	0.08	0.06	1.55
06/20/11 06:30	6.88	0.09	0.05	3.72
06/20/11 14:43	6.53	0.49	0.07	3.20
06/21/11 13:01	6.87	0.12	0.07	1.53
06/27/11 02:15	4.86	0.08	0.04	5.03
06/27/11 10:07	3.39	0.12	0.05	4.38
06/27/11 20:30	3.36	0.06	0.05	2.62
06/28/11 14:36	7.79	0.04	0.04	1.31
07/05/11 13:23	10.17	0.04	0.05	0.85
07/12/11 13:14	8.91	< 0.03	0.09	0.74
07/19/11 13:28	7.95	< 0.03		
07/26/11 12:12	6.49	< 0.03		
08/01/11 13:18	4.69	0.05		
08/09/11 11:53	2.24	< 0.03		
08/15/11 14:19	1.40	< 0.03	0.01	1.97
08/22/11 14:00	0.97	< 0.03		
08/30/11 13:21	1.09	0.07		
09/06/11 13:13	0.90	< 0.03		
09/13/11 12:05	0.81	< 0.03	0.01	0.69
09/20/11 13:01	1.11	0.04		
09/27/11 13:27	1.51	< 0.03		

**Table D7. Nitrogen Concentrations for Cedar Creek (Station 306)**

<i>Date/Time (CST)</i>	<i>NO<sub>3</sub>-N (mg/L)</i>	<i>NH<sub>4</sub>-N (mg/L)</i>	<i>NO<sub>2</sub>-N (mg/L)</i>	<i>TKN (mg/L)</i>
09/26/06 10:10	0.75	0.13		
10/03/06 12:15	< 0.07	< 0.06		
10/11/06 11:34	< 0.07	< 0.06		
10/17/06 12:47	< 0.07	< 0.06	< 0.01	0.80
10/24/06 11:50	1.65	< 0.06		
10/31/06 11:37	1.42	< 0.06		
11/08/06 13:30	0.55	< 0.06		
11/14/06 13:35	1.57	< 0.06	0.03	1.04
11/20/06 14:18	1.35	< 0.06		
11/28/06 13:14	1.33	< 0.06		
12/06/06 15:04	7.59	0.28		
12/12/06 11:39	4.97	0.54		
12/18/06 13:11	8.55	0.09	0.06	0.50
12/27/06 12:54	9.63	< 0.06		
01/02/07 13:44	8.93	< 0.06		
01/05/07 12:12	6.67 *	0.38	0.08 *	3.56
01/05/07 14:06	7.20 *	0.35	0.08 *	3.00
01/09/07 11:07	10.96	< 0.06	0.03	0.38
01/17/07 13:33	10.78	< 0.06		
01/23/07 13:47	9.72	< 0.06		
01/30/07 12:35	11.28	< 0.06		
02/06/07 12:39	12.08	< 0.06	0.02	0.26
02/15/07 13:35	9.60	0.08		
02/21/07 11:07	6.90	1.32		
02/23/07 12:27	4.41 *	0.82	0.06 *	3.04
02/25/07 12:53	2.06	0.73	0.04	4.26
02/25/07 17:14	2.15	0.71	0.05	4.17
02/26/07 00:30	2.42	0.63	0.05	3.22
02/26/07 10:31	3.04	0.52	0.05	2.61
02/27/07 14:21	4.65	0.41	0.04	1.82
03/01/07 10:35	1.93	1.04	0.05	14.24
03/01/07 16:02	1.49	0.71	0.05	7.66
03/02/07 01:55	1.93	0.57	0.05	5.43
03/02/07 09:05	2.82 *	0.45	0.05 *	5.09
03/06/07 12:42	6.31	0.27	0.03	0.90
03/13/07 11:15	7.70	0.11	0.07	0.70
03/20/07 11:55	8.22	< 0.06		
03/23/07 01:00	7.30 *	0.07	0.04 *	0.69
03/23/07 07:26	6.58 *	0.12	0.04 *	1.58
03/23/07 12:54	6.66 *	0.17	0.06 *	2.28
03/24/07 10:24	8.70	0.14	0.04	1.18
03/24/07 19:10	8.41	0.18	0.05 *	3.39 *
03/25/07 10:45	9.44	0.15	0.03 *	1.38
03/26/07 12:17	10.45	0.07	0.03 *	0.84
04/03/07 10:31	12.39	< 0.06	0.04	1.01
04/09/07 12:12	12.37	< 0.06		
04/17/07 11:47	11.34	< 0.06	0.04	0.27
04/24/07 11:46	10.81	< 0.06		
04/25/07 08:42	7.52	0.72	0.11	5.93
04/25/07 14:46	8.32	0.58	0.16	4.24
04/26/07 01:00	9.98	0.27	0.09	1.50
04/26/07 10:04	9.44	0.67	0.11	3.09
05/01/07 10:28	12.53	< 0.06	0.07	0.58
05/08/07 11:08	11.77	< 0.06		
05/15/07 10:54	10.51	< 0.06		
05/22/07 11:37	10.27	< 0.06	0.16	0.50
05/29/07 13:25	14.90	0.09		
06/05/07 11:13	14.02	< 0.06		
06/11/07 12:47	13.58	< 0.06		
06/19/07 14:56	11.41	< 0.06	0.18	0.70
06/23/07 12:20	5.41	0.48	0.15	9.31
06/24/07 00:30	7.15	0.15	0.11	2.37
06/24/07 12:23	11.04	0.07	0.09	1.07
06/26/07 10:40	11.91	< 0.06	0.09	0.70
07/02/07 09:49	11.24	< 0.06		
07/10/07 10:44	8.85	< 0.06		
07/16/07 13:34	6.52	< 0.06		

**Table D7 (Continued)**

<i>Date/Time (CST)</i>	<i>NO<sub>3</sub>-N (mg/L)</i>	<i>NH<sub>4</sub>-N (mg/L)</i>	<i>NO<sub>2</sub>-N (mg/L)</i>	<i>TKN (mg/L)</i>
07/17/07 12:34	4.28	0.20	0.07	2.17
07/19/07 09:20	3.75	0.35	0.11	1.94
07/19/07 13:40	3.75	0.20	0.10	1.45
07/24/07 10:22	4.29	< 0.06	0.03	0.95 *
07/31/07 12:44	2.79	< 0.06		
08/07/07 10:26	0.95	< 0.06		
08/14/07 11:38	1.29	0.11		
08/21/07 10:42	0.93	0.08	0.03	1.20
08/24/07 07:54	2.12 *	0.69	0.18 *	4.92
08/24/07 13:05	1.18 *	0.79	0.12 *	9.33
08/24/07 20:01	1.23 *	0.42	0.11 *	4.41
08/28/07 12:01	6.15	0.09	0.07	0.94
09/05/07 10:41	4.20	< 0.06		
09/11/07 11:00	2.81	< 0.06		
09/19/07 11:40	1.95	< 0.06	< 0.01	0.81
09/25/07 10:57	1.12	< 0.06		
10/01/07 11:32	0.73	< 0.06		
10/10/07 09:32	0.34	< 0.06		
10/16/07 11:00	0.21	< 0.06	< 0.01	0.65
10/23/07 11:13	2.86	0.06		
10/30/07 10:32	2.41	< 0.06 *		
11/06/07 12:19	2.54	< 0.06		
11/13/07 13:55	2.96	< 0.06	0.03	0.67
11/19/07 13:01	2.45	0.08		
11/27/07 12:15	3.02	< 0.06		
12/04/07 15:44	4.84	< 0.06		
12/11/07 15:22	4.72	< 0.06	0.02	0.50
12/18/07 16:24	6.88	< 0.06		
12/26/07 12:44	8.95	0.11		
01/02/08 14:38	9.01	< 0.06		
01/08/08 02:08	7.26	0.35 *	0.05	1.37 *
01/08/08 12:36	6.96	0.57 *	0.07	2.96 *
01/09/08 10:20	9.43	0.48 *	0.07	1.81 *
01/15/08 12:30	10.78	< 0.06	0.03	0.64 *
01/22/08 14:37	10.84	< 0.06		
01/29/08 13:15	8.74	0.18		
02/05/08 10:11	6.37	0.53	0.03	2.05 *
02/05/08 13:50	4.90	1.12	0.04	3.92 *
02/05/08 19:18	2.70	0.96	0.04	4.07
02/06/08 10:12	2.27	0.89	0.05	3.98
02/06/08 15:30	2.15	0.96	0.05	4.88 *
02/07/08 08:44	3.95	0.64	0.06	2.11
02/13/08 13:21	8.73	0.34	0.03	0.80
02/17/08 11:38	0.93	1.15	0.04	6.24
02/17/08 13:55	0.85	0.94	0.05	5.48
02/18/08 04:00	1.19	0.67	0.06	4.09
02/18/08 09:36	1.57	0.53	0.06	3.66
02/18/08 15:42	2.20	0.49	0.06	3.29
02/19/08 13:53	3.97	0.49	0.05	1.91
02/25/08 14:10	7.29	0.41	0.04	0.90
03/03/08 11:27	3.19	1.04	0.13	9.24
03/03/08 22:50	3.55	0.79 *	0.19	6.35
03/04/08 13:18	5.88	0.46 *	0.12	2.52
03/11/08 11:55	7.88	0.48	0.10	1.11
03/17/08 17:10	6.90	0.08	0.04	0.73
03/18/08 11:45	6.99	0.40	0.06	2.38
03/24/08 12:00	9.00	< 0.06	0.02	0.28
04/01/08 12:01	7.43	0.14		
04/07/08 14:11	7.11	< 0.06		
04/10/08 12:00	8.41 *	0.15 *	0.03 *	2.52
04/11/08 09:05	8.85 *	0.35 *	0.06 *	4.95
04/11/08 13:00	9.44 *	0.30 *	0.06 *	3.62
04/15/08 11:10	12.18	< 0.06	0.03	0.49 *
04/22/08 12:03	10.71	< 0.06 *		
04/29/08 11:31	11.20	< 0.06		
05/06/08 11:20	10.41	< 0.06		
05/11/08 11:15	8.61 *	0.58	0.19 *	6.63



**Table D7 (Continued)**

<i>Date/Time (CST)</i>	<i>NO<sub>3</sub>-N (mg/L)</i>	<i>NH<sub>4</sub>-N (mg/L)</i>	<i>NO<sub>2</sub>-N (mg/L)</i>	<i>TKN (mg/L)</i>
05/12/08 08:49	12.68	0.11	0.08	1.11
05/13/08 11:20	12.68	< 0.06	0.06	0.58
05/20/08 11:30	11.39	< 0.06	0.05	0.40
05/27/08 13:48	9.65	< 0.06		
06/03/08 10:40	9.45	0.14	0.18	0.83
06/03/08 16:15	8.35	0.24	0.17	3.85
06/04/08 08:34	10.13	0.36	0.11	6.29
06/04/08 15:58	10.05	0.39	0.12	4.13
06/05/08 09:00	13.06	0.13	0.10	1.59
06/09/08 13:28	12.04	0.11	0.17	1.08
06/10/08 08:21	11.67	0.09	0.15	0.90
06/13/08 04:09	10.02	0.19	0.16	3.45
06/13/08 08:32	10.12	0.19	0.18	3.28
06/13/08 13:25	11.26	0.18	0.17	2.39
06/13/08 19:10	10.59	0.17	0.17	1.81
06/17/08 11:05	13.23	< 0.06	0.10	0.81
06/24/08 11:12	13.02	< 0.06		
07/01/08 13:32	12.80	< 0.06		
07/08/08 13:45	10.67	0.13	0.20	0.98
07/09/08 11:30	9.10	0.09	0.16	1.00
07/15/08 12:01	10.96	< 0.06	0.06	0.57
07/21/08 20:35	8.01	0.08	0.13	0.70
07/22/08 07:25	3.34	0.80	0.51	11.65
07/22/08 15:00	3.49	0.29	0.11	3.54
07/29/08 12:02	7.94	< 0.06	0.06 *	0.65
08/04/08 12:15	6.64	< 0.06		
08/12/08 10:40	5.03	< 0.06		
08/20/08 11:28	2.92	< 0.06	< 0.01	0.85
08/26/08 11:03	1.89	< 0.06		
09/02/08 14:19	1.49	< 0.06		
09/04/08 09:29	0.96	0.10	0.03	1.00
09/04/08 14:18	0.91	0.11	0.03	1.08
09/05/08 05:17	2.40	0.88	0.15	4.75
09/10/08 11:12	2.09	0.85	0.13	3.35
09/13/08 00:00	1.73	0.11	0.06	4.01
09/13/08 08:48	1.46	1.01	0.10	9.75
09/14/08 00:00	2.81	0.42	0.14	5.39
09/14/08 11:56	3.53	0.33	0.05	4.01
09/15/08 00:00	4.93	0.19	0.06	2.70
09/15/08 12:32	6.91	0.11	0.04	1.54
09/16/08 13:34	8.56	< 0.06	0.04	0.89 *
09/23/08 11:44	8.92	< 0.06	0.06	0.51
10/01/08 10:33	7.13	< 0.06		
10/06/08 14:08	7.75	< 0.06		
10/14/08 10:45	7.76	< 0.06		
10/21/08 12:00	8.13	< 0.06	0.04	0.34
10/28/08 10:40	7.76	< 0.06		
11/04/08 12:19	5.87	< 0.06		
11/10/08 15:00	6.84	< 0.06		
11/18/08 12:36	6.60	< 0.06	0.05	0.42
11/24/08 14:10	7.79	< 0.06		
12/02/08 12:16	7.09	< 0.06		
12/09/08 12:38	7.07	< 0.06		
12/16/08 14:16	7.42	0.52	0.05	1.40
12/22/08 14:30	8.38	0.13		
12/27/08 13:03	2.43 *	1.05	0.05 *	8.07
12/27/08 19:30	2.96 *	1.11	0.05 *	6.97
12/28/08 12:50	7.09 *	0.42	0.03 *	3.08
12/29/08 08:27	9.06	0.24	0.03 *	1.67
01/06/09 13:22	10.17	0.09	0.02	0.48
01/13/09 10:19	9.95	0.06		
01/20/09 14:08	9.57	0.07	0.02	< 0.26
01/27/09 13:00	9.69	< 0.06		
02/03/09 11:45	8.79	0.09		
02/10/09 12:51	5.84	0.20		
02/11/09 09:40	5.47	0.25	0.04	1.54
02/11/09 13:30	5.43	0.56	0.05	2.81

**Table D7 (Continued)**

<i>Date/Time (CST)</i>	<i>NO<sub>3</sub>-N (mg/L)</i>	<i>NH<sub>4</sub>-N (mg/L)</i>	<i>NO<sub>2</sub>-N (mg/L)</i>	<i>TKN (mg/L)</i>
02/12/09 09:02	7.08	0.70	0.08	5.34
02/17/09 10:47	8.49	0.11	0.02	0.55 *
02/25/09 12:10	7.62	0.09		
03/03/09 12:57	8.65	0.12		
03/08/09 02:15	7.33 *	0.10	0.03 *	0.75
03/08/09 06:10	5.83 *	0.33	0.03 *	5.99
03/08/09 13:01	3.74 *	0.78	0.04 *	11.51
03/08/09 22:51	4.11 *	0.50	0.06 *	6.31
03/09/09 11:50	6.89 *	0.24	0.04	3.09
03/10/09 08:40	3.33 *	0.50	0.03 *	6.05
03/10/09 19:36	4.24 *	0.29	0.04 *	4.34
03/11/09 09:05	6.62	0.14	0.03	2.30
03/11/09 14:01	7.42	0.15	0.03	2.11
03/12/09 08:57	9.15	0.07	0.02	1.30
03/16/09 13:11	10.11	< 0.06	0.02	0.54
03/24/09 11:46	8.17	0.06		
03/30/09 13:00	9.06	< 0.06		
04/07/09 10:22	9.40	0.17 *		
04/13/09 13:54	4.51	0.73	0.04	7.85
04/13/09 21:00	5.95	0.23	0.05	2.70
04/14/09 12:50	8.55	0.14	0.03	0.81
04/19/09 14:30	8.21	< 0.06	0.03	1.20
04/20/09 12:34	7.44	0.19	0.04	1.94
04/27/09 20:15	6.71	0.14	0.03 *	3.21
04/28/09 11:43	6.34	0.13	0.04	2.30
04/28/09 22:20	8.55	< 0.06	0.03	1.13
04/30/09 04:30	5.68	0.11	0.02	5.44
04/30/09 09:25	2.47	0.27	0.03	7.55
04/30/09 16:41	2.83	0.17	0.04	4.70
05/01/09 00:45	6.69	0.13	0.05	2.60
05/01/09 07:09	7.98	0.11	0.05	1.79
05/05/09 13:04	10.28	< 0.06	0.03	0.48
05/12/09 10:47	10.03	< 0.06		
05/14/09 00:05	6.45	0.25	0.07	3.33
05/14/09 09:51	5.84	0.24	0.07	6.57
05/15/09 00:12	10.03	0.21	0.07	1.63
05/15/09 09:52	3.50 *	0.38	0.04 *	9.40
05/15/09 21:30	2.54 *	0.39	0.04 *	4.80
05/16/09 15:23	4.08	0.24	0.06	2.75
05/17/09 13:02	8.38	0.11	0.04	1.46
05/19/09 10:49	10.01	< 0.06	0.04 *	0.73
05/26/09 13:38	10.57	0.41	0.05	0.46
06/02/09 12:38	9.14	0.26	0.11	3.17
06/09/09 11:21	8.65	< 0.06	0.10	0.99
06/17/09 12:04	9.48	< 0.06		
06/22/09 13:52	10.19	< 0.06	0.05	0.98 *
06/27/09 23:30	7.04 *	0.09	< 0.01 *	7.19
06/28/09 11:46	5.17 *	0.09	< 0.01 *	4.83
06/29/09 12:32	10.07	< 0.06	< 0.01	0.74
07/07/09 10:51	9.55	< 0.06	0.06	0.55
07/14/09 11:57	9.27	< 0.06		
07/15/09 04:13	3.88	0.17	0.04	6.85
07/15/09 08:48	3.61	0.12	0.07	7.09
07/15/09 14:51	2.47	0.09	0.05	4.58
07/16/09 03:41	5.66	< 0.06	0.05	1.60
07/20/09 12:25	9.12	< 0.06	0.03	0.55
07/27/09 12:25	7.33	< 0.06		
08/04/09 10:37	6.59	< 0.06		
08/11/09 11:19	5.98	< 0.06		
08/17/09 11:04	4.99	< 0.06	0.06	1.26
08/18/09 11:51	4.06	0.08	0.01	1.26
08/25/09 09:51	6.58	< 0.06		
09/02/09 09:48	7.22	< 0.06		
09/09/09 09:17	5.77	< 0.06		
09/15/09 09:16	5.20	< 0.06	0.05	0.54
09/21/09 12:40	4.37	< 0.06		
09/28/09 09:16	3.90	< 0.06		

**Table D7 (Continued)**

<i>Date/Time (CST)</i>	<i>NO<sub>3</sub>-N (mg/L)</i>	<i>NH<sub>4</sub>-N (mg/L)</i>	<i>NO<sub>2</sub>-N (mg/L)</i>	<i>TKN (mg/L)</i>
10/06/09 09:49	3.84	< 0.06		
10/13/09 14:06	4.63	< 0.06	0.02	0.38
10/19/09 09:45	4.76	< 0.06		
10/22/09 22:30	3.51 *	< 0.06	0.03 *	1.88
10/23/09 10:28	3.87 *	< 0.06	0.03 *	1.76
10/23/09 19:31	4.49 *	< 0.06	0.04 *	1.88
10/26/09 11:04	5.43	< 0.06	0.03	1.10
10/27/09 11:40	6.75	< 0.06	0.04	0.63
10/29/09 22:00	3.77 *	< 0.06	0.02 *	4.24
10/30/09 04:00	3.07 *	0.10	0.03 *	5.56
10/30/09 15:31	3.79 *	< 0.06	0.03 *	3.10
10/31/09 08:45	6.68	< 0.06	0.02	1.09
11/03/09 12:31	8.18	< 0.06	0.03	0.36
11/10/09 12:16	7.34	< 0.06		
11/17/09 03:45	5.52	0.22	0.02	1.32
11/17/09 12:24	4.13	0.44	0.02	2.96
11/17/09 21:25	4.36	0.27	0.02	2.74
11/18/09 10:00	5.87	0.17	0.02	1.46
11/24/09 10:42	7.82	< 0.06	0.02	< 0.26
12/01/09 12:00	7.93	< 0.06 *		
12/08/09 11:54	7.70	< 0.06 *		
12/15/09 12:38	6.94	< 0.06 *	0.02	0.44
12/21/09 12:19	7.87	< 0.06		
12/24/09 08:28	4.38 *	0.32	0.02 *	2.91
12/29/09 13:00	8.65	0.06	0.01	0.52 *
01/05/10 12:34	9.12	< 0.06	0.01 *	0.32
01/12/10 13:02	8.09	< 0.06		
01/20/10 11:48	7.20	0.08		
01/24/10 13:20	2.57	0.38	0.02	4.22
01/24/10 22:30	3.73	0.30	0.02	3.06
01/25/10 12:10	6.18	0.19	0.02	1.80
01/26/10 11:36	7.68	0.08	0.01	0.98
02/02/10 14:14	8.29	< 0.06	0.01	0.43
02/09/10 12:11	7.82	< 0.06	0.01	0.37
02/16/10 11:22	7.87	< 0.06		
02/23/10 11:21	6.74	0.16		
03/02/10 11:05	6.66	0.15		
03/09/10 12:35	6.64	0.12	0.02	0.93
03/10/10 11:51	5.04	0.22	0.03	3.01
03/11/10 10:47	6.65	0.13	0.03	1.52
03/13/10 12:00	3.48	0.21	0.02	6.30
03/14/10 10:35	6.48	0.12	0.02	1.75
03/15/10 12:24	7.75	< 0.06	0.02	1.14
03/16/10 10:34	8.01	< 0.06	0.02	0.71
03/24/10 12:16	7.79	< 0.06	0.02	0.48
03/30/10 11:29	7.42	< 0.06		
04/06/10 11:20	7.06	< 0.06		
04/07/10 07:45	5.31	0.06	0.03	1.95
04/07/10 16:45	4.91	0.10	0.04	1.92
04/08/10 07:30	6.46	< 0.06	0.03	0.70
04/13/10 10:38	7.03	< 0.06	0.03	0.31
04/21/10 11:38	6.93	< 0.06		
04/24/10 22:00	5.39 *	0.61	0.11 *	2.94
04/25/10 12:00	7.91	0.58	0.19	3.20
04/25/10 20:10	8.48	0.40	0.13	2.12
04/26/10 11:36	9.23	0.16	0.07	1.16
04/27/10 11:20	9.09	< 0.06	0.04	0.65
05/04/10 11:35	8.14	< 0.06	0.04	0.31
05/11/10 01:45	7.92	0.14	0.05	3.03
05/11/10 08:18	7.39	0.43	0.09	5.76
05/11/10 13:01	8.11	0.31	0.10	3.23
05/12/10 07:48	10.06	0.14	0.05	1.08
05/13/10 05:10	5.26	0.66	0.05	13.54
05/13/10 14:30	3.38	0.61	0.05	7.33
05/14/10 00:00	4.13 *	0.28	0.06 *	4.07
05/14/10 10:04	7.10 *	0.20	0.06 *	2.56
05/16/10 11:07	9.68	0.07	0.03	0.70

**Table D7 (Continued)**

<i>Date/Time (CST)</i>	<i>NO<sub>3</sub>-N (mg/L)</i>	<i>NH<sub>4</sub>-N (mg/L)</i>	<i>NO<sub>2</sub>-N (mg/L)</i>	<i>TKN (mg/L)</i>
05/18/10 12:28	9.23	0.07	0.03	1.32
05/25/10 12:46	10.26	< 0.06	0.04	0.36
06/01/10 23:25	9.85	< 0.06	0.06	0.45
06/02/10 13:10	3.25	0.23	0.05	5.88
06/02/10 21:15	5.64	0.09	0.06	2.53
06/03/10 07:50	8.34	0.06	0.05	1.75
06/08/10 12:01	9.90	< 0.06	0.03	1.05
06/13/10 01:15	5.68	< 0.06	0.04	3.71
06/13/10 14:40	5.58	0.10	0.04	5.93
06/14/10 08:13	4.63	0.08	0.03	3.40
06/14/10 15:00	4.62	< 0.06 *	0.04	3.48
06/15/10 11:42	8.10	< 0.06	0.03	1.32
06/18/10 22:45	6.82 *	< 0.06	0.03 *	4.20
06/19/10 11:50	1.94	< 0.06	0.03	2.91
06/20/10 07:45	6.95	< 0.06	0.03	1.57
06/21/10 11:15	9.03	< 0.06	0.03	0.60
06/29/10 10:43	9.45	< 0.06	0.04	0.54
07/07/10 11:35	9.04	< 0.06		
07/08/10 10:24	4.34	< 0.06		
07/12/10 09:03	8.75	< 0.06	0.04	0.66
07/20/10 01:00	6.36	< 0.06	0.05	1.31
07/20/10 08:45	4.01	< 0.06	0.06	3.25
07/20/10 22:11	6.09	< 0.06	0.05	1.12
07/27/10 11:28	7.24	< 0.06	0.04	0.55
08/03/10 11:15	6.67	< 0.06		
08/10/10 11:56	5.39	< 0.06		
08/17/10 09:18	4.00	< 0.06	0.04	0.70
08/20/10 18:50	2.12 *	0.23	0.08 *	4.82
08/21/10 14:04	2.59	< 0.06	0.05	1.51
08/24/10 06:33	3.73	< 0.06	0.04	0.89 *
08/30/10 13:43	3.27	< 0.06		
09/07/10 12:27	3.90	< 0.06		
09/14/10 07:56	3.28	< 0.06	0.03	0.65
09/21/10 11:24	4.67	< 0.06		
09/28/10 11:51	5.39	< 0.06		
10/05/10 11:40	5.40	< 0.06		
10/12/10 11:49	4.53	< 0.06		
10/19/10 13:03	4.14	< 0.06	0.03	0.59
10/26/10 12:31	3.24	< 0.03	0.06	1.41
10/27/10 09:11	3.36	0.05	0.05	1.15
11/02/10 11:52	4.41	< 0.03	0.03	0.50
11/09/10 12:28	4.48	< 0.03		
11/16/10 11:59	3.68	< 0.03	0.03	0.54
11/22/10 11:21	4.09	< 0.03		
11/29/10 12:24	4.77	< 0.03		
12/07/10 12:22	5.57	< 0.03 *		
12/14/10 13:45	5.95	0.03	0.03	0.36
12/21/10 10:46	5.81	0.08		
12/28/10 13:20	4.96	0.08		
12/31/10 15:46	4.29 *	0.91	0.04 *	4.80
01/04/11 13:21	7.14	0.18	0.04	0.56
01/11/11 08:40	7.28	0.12	0.03	0.32
01/19/11 10:51	6.24	0.13		
01/24/11 15:54	6.80	0.07		
01/31/11 11:44	6.26	0.10		
02/09/11 13:10	6.58	0.13		
02/15/11 13:17	4.14	0.68	0.03	3.09
02/17/11 13:20	3.71	0.50	0.04	3.37
02/21/11 15:30	8.12	0.20	0.03	1.52
02/22/11 13:04	8.40	0.09	0.02	0.81
02/28/11 14:15	7.35	0.25	0.03	1.72
03/01/11 14:33	8.45	0.08	0.02	0.81
03/07/11 14:33	7.94	< 0.03	0.02	0.39
03/15/11 12:09	7.81	< 0.03	0.02	< 0.26
03/22/11 10:45	6.55	< 0.03		
03/29/11 12:48	6.63	< 0.03		
04/05/11 11:47	5.49	0.04		

**Table D7 (Concluded)**

<i>Date/Time (CST)</i>	<i>NO<sub>3</sub>-N (mg/L)</i>	<i>NH<sub>4</sub>-N (mg/L)</i>	<i>NO<sub>2</sub>-N (mg/L)</i>	<i>TKN (mg/L)</i>
04/12/11 12:58	4.34	0.13	0.12	0.65
04/19/11 11:00	5.33	0.19	0.06	1.91
04/19/11 21:00	6.26	0.46	0.15 *	5.43
04/20/11 08:55	7.91	0.35	0.13	2.73
04/21/11 11:15	8.59	0.15	0.04	0.70
04/22/11 16:55	7.11 *	0.46	0.11 *	5.79
04/25/11 11:50	9.42	0.03	0.03	0.69
05/03/11 12:33	8.44	0.14	0.06	1.22
05/10/11 11:53	7.90	< 0.03		
05/17/11 12:37	10.30	0.11	0.05	0.50
05/24/11 10:50	9.10	0.04		
05/25/11 08:13	6.41	0.30	0.07	8.04
05/25/11 15:45	8.19	0.40	0.09	6.53
05/26/11 01:00	9.60	0.23	0.08	3.82
05/26/11 10:30	7.88	0.38	0.05	4.62
05/26/11 17:53	7.58	0.33	0.05	3.30
05/27/11 09:05	11.54	0.13	0.04	1.68
05/31/11 11:50	11.57	0.07	0.05	0.76
06/05/11 14:50	11.48	0.09	0.05	0.95
06/06/11 15:05	11.28	0.06	0.05	0.91
06/07/11 12:41	11.75	0.06	0.06	0.83
06/14/11 15:08	10.18	0.06	0.07	1.17
06/15/11 01:45	4.84	0.18	0.05	9.48
06/15/11 11:24	3.37	0.24	0.04	5.23
06/15/11 20:11	5.77	0.14	0.05	2.53
06/16/11 07:22	9.39	0.07	0.04	1.51
06/20/11 14:11	7.87	0.07	0.04	2.21
06/21/11 12:10	9.47	0.04	0.04	1.33
06/27/11 10:40	2.03	0.11	0.03	3.50
06/27/11 20:00	3.75	0.06	0.04	2.32
06/28/11 13:18	9.12	0.05	0.03	1.34
07/05/11 12:28	11.05	< 0.03	0.05	0.57
07/12/11 12:21	10.39	< 0.03	0.09	0.46
07/19/11 12:47	9.10	< 0.03		
07/26/11 11:21	6.49	0.05		
08/01/11 12:39	5.47	< 0.03		
08/09/11 11:09	3.52	< 0.03		
08/15/11 13:28	2.51	< 0.03	0.02	0.50
08/22/11 12:25	1.24	< 0.03		
08/30/11 12:42	0.66	< 0.03		
09/06/11 11:22	1.73	< 0.03		
09/13/11 11:21	0.38	< 0.03	0.01	0.68
09/20/11 11:51	0.68	< 0.03		
09/27/11 12:50	0.93	< 0.03		

**Table E1. Phosphorous Concentrations for Panther Creek (Station 201)**

<i>Date/Time (CST)</i>	<i>oPO<sub>4</sub>-P (mg/L)</i>	<i>Total P (mg/L)</i>	<i>Total Dissolved P (mg/L)</i>
10/22/99 09:34	0.09 *		
11/10/99 10:42	0.16		
12/02/99 07:30	0.14		
12/14/99 14:59	0.11		
12/27/99 12:29	0.06		
01/12/00 11:57	0.05		
01/25/00 11:00	0.04		
02/08/00 11:11	0.04		
02/22/00 11:06	0.08		
03/07/00 08:53	< 0.06		
03/14/00 11:07	< 0.06		
03/22/00 11:49	< 0.06		
03/28/00 10:35	0.06	< 0.08 *	< 0.08 *
04/04/00 11:00	0.07		
04/11/00 11:42	0.06		
04/18/00 11:53	0.07		
04/25/00 11:12	0.08	0.12	< 0.08
05/02/00 11:45	0.06		
05/10/00 10:14	0.07		
05/16/00 09:04	0.07		
05/23/00 08:20	0.06	0.13	0.08
05/27/00 09:13	0.34 *	1.97	0.34
05/30/00 11:17	0.14		
06/06/00 10:58	0.08		
06/14/00 09:24	0.20		
06/20/00 10:39	0.10		
06/20/00 22:59	0.36	2.32	0.41
06/26/00 06:27	0.14 *	0.45	0.19
07/05/00 12:25	0.25	1.62	0.20
07/11/00 07:00	0.24	1.99	0.21
07/18/00 11:15	0.08		
07/25/00 10:11	0.06	0.14	< 0.08
08/01/00 10:30	< 0.06		
08/08/00 10:11	0.09 *		
08/15/00 10:12	< 0.06		
08/22/00 10:13	0.06		
08/30/00 13:54	0.09	0.14 *	0.14 *
09/05/00 11:13	0.07		
09/12/00 09:35	0.06 *		
09/19/00 07:54	< 0.06		
09/26/00 10:18	0.10 *	0.18	0.11
10/03/00 09:37	< 0.06 *		
10/10/00 13:21	0.19		
10/18/00 11:15	0.21		
10/24/00 10:23	0.11	0.15	0.12
10/31/00 09:51	0.05		
11/06/00 11:09	0.06 *		
11/14/00 13:42	0.05		
11/20/00 10:36	0.03		
11/20/00 10:37	0.02		
11/28/00 11:53	0.02	< 0.08	< 0.08
12/05/00 09:46	< 0.02		
12/12/00 13:50	< 0.02		
12/19/00 10:30	0.02	< 0.08	< 0.08
12/26/00 11:42	0.02		
01/02/01 11:40	0.03 *		
01/09/01 10:35	0.04 *		
01/16/01 11:05	0.11	0.13	0.12
01/23/01 09:55	0.04		
01/29/01 16:42	0.48 *	1.51	0.53
01/29/01 19:20	0.48 *	1.70	0.54
01/30/01 10:50	0.45	1.24	0.53
02/06/01 12:15	0.06		
02/13/01 10:36	0.05 *		
02/20/01 11:25	0.04	0.09	0.05
02/27/01 10:05	0.09		
03/06/01 11:10	0.04		

**Table E1. (Continued)**

<i>Date/Time (CST)</i>	<i>oPO<sub>4</sub>-P (mg/L)</i>	<i>Total P (mg/L)</i>	<i>Total Dissolved P (mg/L)</i>
03/13/01 09:45	0.03		
03/20/01 10:10	0.05	0.05	< 0.03
03/26/01 10:41	0.03		
04/03/01 09:45	0.03		
04/10/01 09:05	< 0.02		
04/17/01 11:48	< 0.02	1.34	< 0.08
04/24/01 10:46	0.02		
05/01/01 10:36	< 0.02		
05/08/01 10:50	0.03		
05/15/01 11:43	0.05	0.09 *	0.06 *
05/22/01 13:06	0.07		
05/30/01 13:21	0.03		
06/05/01 06:47	0.05		
06/06/01 09:16	0.18	1.78	0.19
06/06/01 13:25	0.17	1.13	0.18
06/12/01 13:05	0.04		
06/19/01 08:30	0.05		
06/26/01 10:14	0.04	0.33	0.05
07/02/01 09:30	0.03		
07/10/01 14:59	0.04		
07/17/01 14:48	0.03		
07/24/01 09:30	0.04	0.30	< 0.09
07/31/01 11:40	0.06		
08/07/01 11:10	0.06		
08/14/01 10:56	0.04 *		
08/21/01 08:11	0.04	0.13	< 0.09
08/28/01 10:27	0.11		
09/04/01 11:14	0.07		
09/11/01 11:19	0.06		
09/18/01 10:05	0.02	0.09	< 0.09
09/25/01 10:10	0.08		
10/02/01 11:11	0.02		
10/09/01 10:04	0.08		
10/16/01 09:37	0.39	0.54	0.40
10/23/01 08:20	0.23		
10/30/01 10:46	0.16		
11/06/01 10:24	0.13		
11/13/01 14:27	0.09	0.14	0.09
11/20/01 14:01	0.08		
11/27/01 11:55	0.19		
12/04/01 11:20	0.11		
12/11/01 11:02	0.07		
12/19/01 11:04	0.09	0.14	0.12
12/26/01 11:20	0.06		
01/02/02 10:45	0.04		
01/08/02 10:41	0.02 *		
01/15/02 09:00	0.02		
01/22/02 13:41	< 0.02	< 0.05	< 0.05
01/29/02 07:50	< 0.02		
02/05/02 08:55	0.05		
02/13/02 13:21	0.04		
02/19/02 13:21	0.03	0.17	< 0.05
02/26/02 09:50	0.03		
03/05/02 10:18	0.02		
03/12/02 09:43	0.02		
03/19/02 09:59	< 0.02	< 0.05	< 0.05
03/26/02 09:08	< 0.02		
04/02/02 09:05	< 0.02		
04/09/02 10:50	0.02		
04/16/02 11:26	< 0.02		
04/21/02 17:30	0.19 *	0.62	0.18
04/22/02 13:15	0.07	0.19	0.07
04/23/02 10:33	0.05	0.12	< 0.05
04/24/02 15:15	0.11	7.00	0.11
04/24/02 20:30	0.20	3.57	0.21
04/24/02 21:50	0.18	2.58	0.18
04/25/02 02:40	0.16	1.22	0.15

**Table E1. (Continued)**

<i>Date/Time (CST)</i>	<i>oPO<sub>4</sub>-P (mg/L)</i>	<i>Total P (mg/L)</i>	<i>Total Dissolved P (mg/L)</i>
04/30/02 10:30	0.09	0.19	0.09
05/07/02 04:30	0.16	3.23	0.17
05/07/02 09:32	0.20	1.34	0.22
05/12/02 08:00	0.16 *	2.67	0.17
05/13/02 10:22	0.11	0.47	0.10
05/14/02 11:59	0.09	0.22	0.08
05/21/02 11:30	0.05	0.12	< 0.05
05/28/02 11:51	0.07		
06/04/02 10:03	0.05		
06/11/02 12:36	0.07		
06/18/02 08:53	0.05	0.10	< 0.05
06/25/02 10:00	0.04		
07/01/02 10:04	0.03		
07/09/02 10:41	0.04		
07/15/02 12:24	0.06 *		
07/23/02 11:06	0.15	0.81	0.20
07/26/02 06:15	0.15 *	2.47	0.18
07/26/02 11:47	0.27 *	1.61	0.30
07/30/02 10:23	0.14	0.20	0.16
08/06/02 09:11	0.04		
08/12/02 09:30	0.04		
08/20/02 08:16	0.16 *	0.48	0.18
08/27/02 08:45	0.10		
09/03/02 09:54	0.08		
09/10/02 07:29	0.07		
09/16/02 10:25	0.07	0.15	0.06
09/23/02 10:10	0.08		
10/01/02 08:48	0.05		
10/08/02 09:58	0.05		
10/15/02 11:14	0.05 *	0.09	0.05
10/21/02 09:45	0.19		
10/28/02 10:51	0.13		
11/06/02 11:25	0.18		
11/12/02 10:46	0.16	0.19	0.15
11/18/02 13:11	0.16		
11/25/02 10:51	0.14		
12/03/02 09:57	0.12		
12/10/02 09:24	0.11		
12/17/02 10:11	0.09	0.13	0.10
12/23/02 11:44	0.11		
12/30/02 11:27	0.06		
01/07/03 10:25	0.05	0.06	0.05
01/14/03 10:16	0.04		
01/21/03 11:11	0.03		
01/28/03 10:31	0.01		
02/05/03 10:43	0.07	0.10	0.08
02/10/03 11:29	0.03 *		
02/18/03 11:07	0.41		
02/25/03 10:27	0.13		
03/04/03 10:13	0.06		
03/10/03 10:26	0.04	0.06	0.05
03/18/03 09:23	0.01		
03/25/03 10:02	0.02		
04/01/03 10:11	0.01		
04/08/03 09:50	0.06		
04/15/03 10:40	< 0.01	0.08	< 0.04
04/22/03 11:13	0.01		
04/29/03 11:30	0.05		
05/06/03 10:21	0.05		
05/13/03 10:51	0.05	0.11	0.07
05/21/03 08:46	0.04		
05/27/03 09:46	0.03		
06/02/03 09:30	0.04		
06/10/03 09:41	0.07		
06/11/03 08:30	0.20	1.29	0.21
06/11/03 14:21	0.13	0.46	0.18
06/17/03 10:04	0.06	0.18	0.09



**Table E1. (Continued)**

<i>Date/Time (CST)</i>	<i>oPO<sub>4</sub>-P (mg/L)</i>	<i>Total P (mg/L)</i>	<i>Total Dissolved P (mg/L)</i>
06/24/03 08:31	0.06		
07/01/03 10:31	0.09		
07/08/03 08:26	0.09		
07/10/03 05:00	0.25	0.73	0.24
07/15/03 09:06	0.10	0.16	0.10
07/18/03 09:31	0.18 *	3.68	0.19
07/18/03 12:01	0.15 *	3.28	0.16
07/22/03 09:21	0.13	0.26	0.13
07/29/03 10:01	0.14		
08/05/03 08:26	0.06		
08/13/03 08:26	0.04		
08/19/03 09:45	0.05	0.18	0.08
08/26/03 07:26	0.05		
09/01/03 02:30	0.29 *	2.04	0.32
09/01/03 12:00	0.35 *	1.00	0.40
09/01/03 19:15	0.35 *	0.65	0.40
09/02/03 09:51	0.25	0.37	0.29
09/09/03 09:19	0.11	0.16	0.14
09/16/03 08:25	0.11	0.19	0.13
09/23/03 09:36	0.18		
09/30/03 08:36	0.15		
10/06/03 09:48	0.10		
10/14/03 10:31	0.22		
10/21/03 12:30	0.25	0.40	0.28
10/27/03 10:46	0.27		
11/04/03 09:47	0.16		
11/12/03 11:44	0.09		
11/17/03 11:31	0.06 *	0.11	0.09
11/18/03 04:45	0.40	1.12	0.48
11/18/03 13:00	1.31	1.72	1.38
11/24/03 15:11	0.13	0.19	0.12
12/02/03 13:27	0.05		
12/08/03 10:36	0.04		
12/17/03 10:10	0.04	0.06	0.07
12/22/03 10:56	0.03		
12/29/03 11:28	0.03		
01/06/04 11:26	0.04		
01/13/04 10:29	0.03	0.06	0.05
01/20/04 11:20	0.03		
01/27/04 10:22	0.03		
02/02/04 11:31	0.03		
02/09/04 11:46	0.04		
02/17/04 11:31	0.05	0.08	0.07
02/24/04 10:31	0.04		
03/02/04 10:16	< 0.03		
03/09/04 11:11	0.04		
03/16/04 10:21	< 0.03	< 0.03	< 0.03
03/22/04 10:51	< 0.03		
03/29/04 11:21	0.06		
04/07/04 15:16	< 0.04		
04/13/04 10:20	< 0.04	< 0.05	< 0.05
04/20/04 10:15	< 0.04		
04/27/04 11:51	0.04		
05/04/04 09:36	< 0.04		
05/11/04 09:16	< 0.04		
05/18/04 08:31	0.05	0.15	0.10
05/25/04 00:40	0.25	5.43	0.34
05/25/04 01:50	0.13	4.58	0.18
05/25/04 04:32	0.17	2.41	0.23
05/25/04 14:35	0.15	0.55	0.18
06/01/04 09:56	0.06		
06/08/04 08:31	0.06		
06/15/04 11:41	0.25	1.59	0.27
06/15/04 14:00	0.27	0.99	0.28
06/16/04 07:30	0.16	0.37	0.16
06/22/04 08:26	0.07	0.20	0.09
06/28/04 09:31	0.06 *		

**Table E1. (Continued)**

<i>Date/Time (CST)</i>	<i>oPO<sub>4</sub>-P (mg/L)</i>	<i>Total P (mg/L)</i>	<i>Total Dissolved P (mg/L)</i>
07/06/04 11:56	0.10		
07/10/04 22:15	0.12 *	2.94	0.24
07/11/04 04:15	0.22 *	0.93	0.30
07/11/04 09:55	0.16 *	0.53	0.21
07/13/04 09:26	0.09	0.21	0.12
07/19/04 10:16	0.07	0.12	0.09
07/27/04 09:30	0.04		
08/03/04 07:51	0.05		
08/10/04 08:41	0.05		
08/17/04 08:15	< 0.04	0.13	0.13
08/24/04 08:25	0.11 *		
08/25/04 15:15	0.14	3.30	0.16
08/25/04 16:08	0.15	5.44	0.19
08/25/04 17:30	0.12	6.51	0.16
08/25/04 20:32	0.24	3.21	0.27
08/26/04 00:10	0.22	1.78	0.25
08/26/04 10:30	0.18	0.46	0.20
08/31/04 09:14	0.11	0.17	0.13
09/08/04 08:51	0.09		
09/14/04 08:03	0.08	0.11	0.11
09/21/04 09:31	0.08		
09/28/04 08:32	0.22 *		
10/05/04 09:21	0.09		
10/12/04 10:21	0.13		
10/19/04 01:30	0.36	0.70	0.36
10/19/04 09:41	0.38	0.65	0.41
10/26/04 12:36	0.10	0.18	0.11
11/03/04 11:11	0.18	0.34	0.18
11/08/04 10:32	0.09		
11/16/04 10:41	0.07	0.08 *	0.07 *
11/22/04 11:16	0.05		
11/30/04 11:11	0.23	0.21	0.12
12/07/04 08:20	0.20	0.85	0.20
12/07/04 12:17	0.29	1.04	0.30
12/14/04 09:51	0.06	0.11	0.08
12/21/04 08:25	0.07		
12/28/04 10:40	0.06		
01/04/05 09:10	0.11	0.26	0.10
01/11/05 09:40	0.08	0.13	0.07
01/12/05 12:00	0.08	0.15	0.09
01/12/05 23:30	0.20	7.01	0.19
01/13/05 13:35	0.29	1.50	0.28
01/19/05 09:10	0.07	0.14	0.09
01/25/05 09:16	0.06		
02/01/05 08:47	0.05		
02/08/05 09:11	0.07		
02/15/05 09:02	0.08	0.25	0.11
02/22/05 10:32	0.04		
03/01/05 09:21	0.03		
03/08/05 10:06	0.02		
03/15/05 09:48	< 0.02	0.07	0.05
03/22/05 13:08	< 0.02 *		
03/29/05 09:00	< 0.02		
04/05/05 09:11	< 0.02		
04/11/05 09:10	< 0.02	< 0.04	< 0.04
04/19/05 10:01	< 0.02		
04/26/05 10:06	0.02		
05/03/05 09:11	< 0.02		
05/10/05 10:21	0.02		
05/17/05 08:19	0.03	0.08	0.06
05/24/05 07:56	0.05		
05/31/05 09:31	0.06		
06/07/05 08:46	0.12		
06/14/05 08:10	0.14	0.17	0.12
06/21/05 08:19	0.09		
06/28/05 08:11	0.07		
07/05/05 09:36	0.08		

**Table E1. (Continued)**

<i>Date/Time (CST)</i>	<i>oPO<sub>4</sub>-P (mg/L)</i>	<i>Total P (mg/L)</i>	<i>Total Dissolved P (mg/L)</i>
07/12/05 07:46	0.08	0.22	0.11
07/19/05 09:01	0.06		
07/26/05 08:36	0.02		
08/02/05 08:56	0.03		
08/09/05 08:39	0.02		
08/16/05 10:08	0.05	0.15	0.07
08/23/05 10:49	0.02		
08/30/05 09:55	0.03		
09/06/05 10:26	0.02		
09/13/05 10:13	< 0.02	0.21	< 0.04
09/20/05 10:26	0.41	1.39	0.42
09/27/05 09:47	0.06		
10/04/05 10:04	0.04		
10/11/05 10:38	< 0.02		
10/18/05 09:08	< 0.02	0.11	< 0.05
10/25/05 09:53	0.03		
11/01/05 11:30	0.04		
11/08/05 11:09	0.12		
11/15/05 09:56	0.09	0.13	0.10
11/21/05 11:20	0.04		
11/28/05 11:22	0.11		
12/06/05 11:05	0.03		
12/13/05 11:01	0.05	0.12	0.08
12/20/05 10:52	< 0.02		
12/27/05 11:01	0.12		
01/03/06 11:06	0.14		
01/10/06 11:06	0.06	0.09	0.08
01/17/06 10:42	0.08		
01/24/06 10:47	0.04		
01/31/06 10:48	0.11		
02/07/06 09:58	< 0.02	< 0.05	< 0.05
02/14/06 09:06	0.03		
02/21/06 10:20	< 0.02		
02/28/06 11:54	< 0.02		
03/07/06 09:46	< 0.02		
03/15/06 12:28	0.47	0.11	0.09
03/20/06 13:55	0.04 *		
03/28/06 09:42	0.03		
04/04/06 09:42	0.04		
04/06/06 10:50	0.44	3.66	0.37
04/06/06 14:40	0.37	1.79	0.36
04/07/06 09:56	0.17	0.39	0.18
04/11/06 12:31	0.05	0.10	0.06
04/18/06 13:02	< 0.02	0.05	0.06
04/25/06 12:30	< 0.02		
05/02/06 12:03	0.03		
05/10/06 09:06	0.02		
05/15/06 10:50	0.03 *		
05/23/06 09:55	0.03	0.08	0.08
05/30/06 10:54	0.08		
06/06/06 10:10	0.06		
06/13/06 10:52	0.06		
06/19/06 11:06	0.08	0.10	0.08
06/27/06 07:47	0.12		
07/03/06 08:15	0.06		
07/11/06 09:18	0.06		
07/12/06 05:15	0.43	2.16	0.40
07/12/06 11:07	0.36	0.94	0.35
07/12/06 15:14	0.43	6.61	0.35
07/12/06 18:54	0.33	1.71	0.37
07/12/06 22:34	0.33	0.99	0.37
07/18/06 09:35	0.17	0.24	0.16
07/25/06 10:38	0.12	0.17	0.13
08/01/06 08:25	0.05		
08/08/06 10:15	0.06		
08/15/06 07:24	0.06		
08/22/06 10:12	0.06	0.17	0.10

**Table E1. (Continued)**

<i>Date/Time (CST)</i>	<i>oPO<sub>4</sub>-P (mg/L)</i>	<i>Total P (mg/L)</i>	<i>Total Dissolved P (mg/L)</i>
08/29/06 09:04	0.12		
09/05/06 08:44	0.08		
09/11/06 09:43	0.11		
09/19/06 07:57	0.09	0.18	0.12
09/26/06 08:32	0.12		
10/03/06 08:01	0.06		
10/11/06 09:39	0.02		
10/17/06 08:24	0.04	0.19	0.06
10/24/06 07:55	0.18		
10/31/06 09:10	0.29		
11/08/06 12:06	0.25 *		
11/14/06 12:44	0.17	0.19	0.16
11/16/06 04:45	0.24	0.43	0.21
11/16/06 11:21	0.45	1.12	0.68
11/16/06 17:33	0.70	0.56	0.44
11/20/06 13:12	0.09	0.11	0.11
11/28/06 10:25	0.06		
12/06/06 14:08	0.05		
12/12/06 11:12	0.37		
12/18/06 12:32	0.07	0.11	0.08
12/27/06 12:38	0.05		
01/02/07 12:43	0.05		
01/09/07 10:23	0.04	< 0.05	< 0.05
01/17/07 12:19	0.08		
01/23/07 10:52	0.05		
01/30/07 11:54	0.05		
02/06/07 12:55	0.04	< 0.05	< 0.05
02/21/07 10:46	0.28		
02/24/07 13:51	0.45	0.54	0.42
02/24/07 19:55	1.17	4.96	1.25
02/24/07 21:33	0.81	4.91	0.80
02/24/07 23:14	0.80	4.08	0.93
02/25/07 09:24	0.88	3.55	0.83
02/25/07 16:16	0.77	1.68	0.78
02/27/07 12:04	0.33	0.45	0.32
02/28/07 14:55	0.25 *	0.41	0.25
03/01/07 08:44	0.65	4.58	0.67
03/01/07 10:05	0.73	5.64	0.60
03/01/07 14:46	0.50	3.77	0.51
03/06/07 11:58	0.13	0.16	0.14
03/13/07 09:55	0.09		
03/20/07 09:52	0.03		
03/26/07 10:50	0.03		
04/03/07 10:28	0.05	0.08	< 0.05
04/09/07 11:06	0.02		
04/17/07 10:59	< 0.02	< 0.05	< 0.05
04/24/07 12:11	< 0.02		
05/01/07 11:01	< 0.02		
05/08/07 11:21	0.02		
05/15/07 09:51	0.03		
05/22/07 10:11	< 0.02	< 0.05	< 0.05
05/29/07 11:09	0.09		
06/05/07 10:55	0.10		
06/11/07 10:45	0.11		
06/19/07 08:18	0.10	0.17	0.10
06/23/07 08:54	0.33	1.14	0.34
06/26/07 10:51	0.14	0.22	0.14
07/02/07 11:27	0.10 *		
07/10/07 10:28	0.12		
07/16/07 11:25	0.09		
07/24/07 10:14	0.04	0.11 *	0.06 *
07/31/07 08:40	0.05		
08/07/07 10:36	0.09		
08/14/07 11:51	0.05		
08/21/07 10:10	0.08	0.17	0.08
08/28/07 09:45	0.07		
09/05/07 09:47	0.02		

**Table E1. (Continued)**

<i>Date/Time (CST)</i>	<i>oPO<sub>4</sub>-P (mg/L)</i>	<i>Total P (mg/L)</i>	<i>Total Dissolved P (mg/L)</i>
09/11/07 09:54	< 0.02		
09/19/07 11:10	< 0.02	0.23	< 0.05
09/25/07 10:12	0.06		
10/01/07 11:33	0.05		
10/10/07 12:21	0.27		
10/16/07 10:16	0.07	0.17	0.07
10/23/07 10:05	0.03		
10/30/07 10:19	< 0.02		
11/06/07 10:33	< 0.02		
11/13/07 12:25	< 0.02	0.23	< 0.05
11/19/07 09:57	< 0.02		
11/27/07 11:36	0.10		
12/04/07 09:33	0.08 *		
12/11/07 09:42	0.09 *	0.10	< 0.05
12/18/07 10:56	0.26		
12/26/07 10:15	0.16		
01/02/08 12:23	0.15		
01/07/08 20:30	0.07	0.10 *	0.07 *
01/08/08 02:15	0.25	8.60 *	0.30 *
01/08/08 07:40	0.45	3.89 *	0.41 *
01/08/08 15:55	0.44	1.71 *	0.42 *
01/09/08 09:24	0.30	0.71 *	0.34 *
01/15/08 11:24	0.10	0.14 *	0.11 *
01/22/08 12:00	0.08		
01/29/08 11:14	0.07		
02/05/08 11:10	0.48	1.00	0.49
02/05/08 15:37	0.50	2.69	0.50
02/05/08 18:28	0.43	2.60	0.40
02/05/08 21:07	0.43	2.50	0.41
02/06/08 07:44	0.38	1.42	0.36
02/06/08 11:45	0.37	1.12	0.37
02/13/08 12:45	0.09	0.13	0.10
02/17/08 04:15	0.37	3.18	0.32
02/17/08 07:27	0.51	5.33	0.48
02/17/08 11:42	0.40	3.18	0.36
02/18/08 13:17	0.22	0.40	0.18
02/25/08 11:40	0.10	0.12	0.08
03/04/08 11:02	0.09		
03/11/08 09:48	0.07	0.07	0.09
03/17/08 13:38	0.06	0.18	0.05
03/18/08 08:21	0.07	0.30	0.08
03/24/08 10:47	0.04		
04/01/08 09:35	0.05		
04/07/08 09:41	0.02		
04/15/08 10:34	0.05	0.09 *	0.07 *
04/22/08 09:51	0.03		
04/29/08 10:42	0.01		
05/06/08 10:21	0.01 *		
05/13/08 09:17	0.07		
05/20/08 10:33	0.03	< 0.05	0.06
05/27/08 11:33	0.07		
06/03/08 01:00	0.09	3.57	0.07
06/03/08 04:39	0.12	11.21	0.15
06/03/08 07:29	0.16	4.64	0.16
06/03/08 11:01	0.18	3.44	0.17
06/03/08 17:55	0.19	1.80	0.17
06/03/08 21:15	0.14	7.05	0.16
06/04/08 07:29	0.19	2.41	0.16
06/04/08 15:40	0.20	1.26	0.17
06/05/08 07:08	0.17	0.60	0.15
06/10/08 12:48	0.09	0.09	< 0.05
06/17/08 09:50	0.08	0.10	0.07
06/24/08 10:15	0.07		
06/30/08 11:47	0.09 *		
07/09/08 12:42	0.16	0.24	0.11
07/15/08 09:39	0.09	0.09	0.05
07/21/08 22:15	0.14	2.45	0.20

**Table E1. (Continued)**

<i>Date/Time (CST)</i>	<i>oPO<sub>4</sub>-P (mg/L)</i>	<i>Total P (mg/L)</i>	<i>Total Dissolved P (mg/L)</i>
07/22/08 09:36	0.16		0.13
07/29/08 10:50	0.10 *		
08/04/08 10:33	0.08		
08/12/08 10:53	0.06		
08/20/08 09:25	0.02 *	0.05	< 0.05
08/26/08 11:47	0.13		
08/28/08 22:13	0.13	1.08	0.12
08/29/08 07:17	0.32	0.79	0.22
09/02/08 11:03	0.18	0.19	0.15
09/10/08 10:35	0.15		
09/14/08 20:17	0.16 *	1.10	0.17
09/15/08 06:31	0.15	0.58	0.15
09/15/08 21:15	0.13	0.31 *	0.10 *
09/16/08 09:42	0.12	0.23 *	0.10 *
09/23/08 10:43	0.08	0.08	0.05
10/01/08 10:18	0.04		
10/06/08 10:10	0.06		
10/14/08 11:51	0.10		
10/21/08 10:56	0.06	0.09	0.08
10/28/08 12:57	0.08		
11/04/08 11:10	0.05		
11/10/08 12:17	0.06		
11/18/08 11:55	0.06	0.08	0.07
11/24/08 12:01	0.05		
12/02/08 11:40	0.05		
12/09/08 15:43	0.05		
12/16/08 10:31	0.05	0.08	0.06
12/27/08 16:07	0.47 *	3.02	0.47
12/28/08 12:00	0.19 *	0.47	0.20
12/29/08 12:20	0.12	0.22	0.12
01/06/09 12:18	0.04 *	0.07 *	0.06 *
01/13/09 14:01	0.05		
01/20/09 13:08	0.05	0.06	< 0.05
01/27/09 09:50	0.04		
02/03/09 11:27	0.05		
02/10/09 11:47	0.03		
02/11/09 09:35	0.13	0.74	0.13
02/11/09 13:29	0.14	0.58	0.15
02/12/09 09:54	0.08	0.18	0.09
02/17/09 14:32	0.04	0.06	< 0.05
02/25/09 11:06	0.04		
03/03/09 12:18	0.06		
03/09/09 10:26	0.04		
03/10/09 07:24	0.15 *	2.20	0.16
03/16/09 11:52	0.04	0.10	< 0.05
03/24/09 11:54	0.02		
03/29/09 02:15	0.17	3.34	0.19
03/30/09 11:46	0.09	0.39	0.11
04/07/09 10:46	0.04		
04/13/09 10:00	0.14 *	1.32	0.15
04/14/09 09:55	0.05	0.20	0.07
04/19/09 16:00	0.14	5.13	0.14
04/20/09 11:15	0.16	0.66	0.11
04/27/09 22:38	0.14 *	1.36	0.15
04/28/09 10:01	0.13	0.48	0.13
04/30/09 04:15	0.13	2.03	0.17
04/30/09 13:40	0.17	1.02	0.20
05/05/09 10:32	0.05	0.09	< 0.05
05/12/09 11:33	0.04		
05/14/09 07:50	0.21	1.61	0.20
05/19/09 11:28	0.06	0.12	0.08
05/26/09 11:30	0.06		
06/02/09 10:43	0.05		
06/09/09 12:29	0.04		
06/17/09 11:02	0.05		
06/22/09 11:34	0.05	0.10 *	0.05 *
06/29/09 11:08	0.04		

**Table E1. (Continued)**

<i>Date/Time (CST)</i>	<i>oPO<sub>4</sub>-P (mg/L)</i>	<i>Total P (mg/L)</i>	<i>Total Dissolved P (mg/L)</i>
07/07/09 11:20	0.03 *		
07/14/09 11:20	0.04		
07/15/09 09:50	0.14	1.93	0.13
07/15/09 13:00	0.23	1.22	0.19
07/20/09 10:52	0.05	0.07	< 0.05
07/27/09 09:16	0.03		
08/04/09 11:36	0.05	0.24	0.08
08/11/09 10:51	0.07		
08/18/09 07:45	0.22	0.36	0.22
08/25/09 13:36	0.11	0.11	0.10
09/02/09 13:43	0.06		
09/09/09 13:09	0.10		
09/15/09 13:55	0.08	0.09	0.08
09/20/09 12:30	0.25	3.13	0.26
09/20/09 18:20	0.23	1.65	0.22
09/21/09 08:38	0.13	0.31	0.12
09/28/09 13:03	0.11	0.12	0.10
10/06/09 13:22	0.23		
10/13/09 10:49	0.09	0.11	0.07
10/19/09 14:54	0.08		
10/23/09 02:30	0.45 *	1.50	0.47
10/23/09 09:56	0.29 *	1.27	0.29
10/24/09 08:06	0.15	0.32	0.13
10/27/09 10:44	0.10	0.12	0.08
10/29/09 16:24	0.16 *	0.57	0.14
10/29/09 19:50	0.24 *	1.61	0.25
10/30/09 01:04	0.17 *	1.92	0.21
10/30/09 11:19	0.18 *	1.11	0.21
10/31/09 09:48	0.13	0.37	0.12
11/03/09 11:30	0.09	0.12	0.09
11/10/09 11:53	0.07		
11/16/09 00:15	0.28	1.04	0.31
11/16/09 10:41	0.67	1.04	0.70
11/16/09 13:25	0.43	1.02	0.45
11/17/09 03:15	0.43	2.24	0.46
11/17/09 09:42	0.65	1.50	0.69
11/17/09 21:30	0.46	0.96	0.50
11/18/09 09:52	0.36	0.63	0.41
11/24/09 11:05	0.11	0.13 *	0.11 *
11/24/09 15:51	0.14	0.49 *	0.13 *
12/01/09 11:40	0.07	0.09	0.07
12/08/09 12:39	0.06		
12/15/09 11:45	0.06	0.08	< 0.05
12/21/09 12:37	0.05		
12/24/09 11:05	0.75 *	1.14	0.77
12/29/09 09:25	0.14	0.20 *	0.15 *
01/05/10 12:31	0.08 *	0.12 *	0.09 *
01/12/10 11:46	0.07		
01/20/10 11:56	0.07		
01/24/10 00:45	0.15	3.69	0.16
01/24/10 13:41	0.44	1.60	0.46
01/25/10 09:43	0.22	0.49	0.22
01/26/10 10:47	0.13	0.24	0.13
02/02/10 10:48	0.07		
02/09/10 12:18	0.05	0.08	< 0.05
02/16/10 11:33	0.05		
02/21/10 12:51	0.07 *	0.18	0.06
02/21/10 23:30	0.22 *	2.88	0.22
02/22/10 09:56	0.22	0.77	0.21
02/23/10 10:53	0.15	0.29	0.13
03/02/10 12:00	0.05	0.07	< 0.05
03/09/10 11:26	0.04	< 0.05	< 0.05
03/16/10 10:45	0.05		
03/24/10 11:05	0.03		
03/28/10 15:17	0.07	0.25	0.08
03/30/10 10:18	0.03	0.05	< 0.05
04/06/10 11:14	0.03		

**Table E1. (Continued)**

<i>Date/Time (CST)</i>	<i>oPO<sub>4</sub>-P (mg/L)</i>	<i>Total P (mg/L)</i>	<i>Total Dissolved P (mg/L)</i>
04/13/10 11:04	0.02	< 0.05	< 0.05
04/21/10 10:45	0.02		
04/25/10 10:56	0.05	0.10	0.05
04/27/10 10:00	0.06	0.18	0.06
05/04/10 11:30	0.05		
05/11/10 05:00	0.08	3.29	0.09
05/11/10 10:03	0.11	1.45	0.11
05/11/10 15:15	0.11	0.70	0.12
05/17/10 05:45	0.08	5.43	0.09
05/17/10 11:57	0.15	3.07	0.17
05/17/10 20:45	0.14	1.27	0.17
05/18/10 09:39	0.11	0.59	0.13
05/25/10 11:48	0.07	0.13	0.06
05/25/10 14:44	0.13	3.00	0.14
05/25/10 17:38	0.09	0.44	0.10
06/02/10 10:59	0.12	0.71	0.14
06/08/10 10:45	0.07	0.10	0.07
06/09/10 00:30	0.11	4.79	0.15
06/09/10 06:50	0.14	1.47	0.16
06/12/10 17:15	0.11 *	3.83	0.13
06/12/10 20:45	0.18 *	1.84	0.20
06/13/10 02:30	0.13	0.64	0.13
06/13/10 15:35	0.10	0.68	0.11
06/13/10 17:40	0.10	0.63	0.10
06/14/10 08:21	0.11	0.38	0.11
06/15/10 11:20	0.09	0.22	0.07
06/21/10 08:08	0.08	0.19	0.08
06/29/10 11:23	0.08		
07/07/10 07:53	0.08		
07/12/10 13:00	0.07	0.07	0.06
07/19/10 21:00	0.14	0.78	0.12
07/20/10 02:30	0.13	1.24	0.10
07/20/10 12:20	0.15	0.79	0.14
07/27/10 10:52	0.09	0.12	0.06
08/03/10 08:31	0.07		
08/10/10 08:50	0.06		
08/17/10 13:40	0.11	0.14	0.12
08/24/10 11:50	0.10		
08/30/10 08:34	0.08		
09/07/10 06:41	0.12		
09/14/10 11:56	0.08	0.11	0.07
09/21/10 08:21	0.10		
09/28/10 10:09	0.07		
10/05/10 10:01	0.06		
10/12/10 08:35	0.07		
10/19/10 09:51	0.07	0.10	0.08
10/26/10 09:05	0.15		
11/02/10 08:25	0.06		
11/09/10 13:25	0.04		
11/16/10 10:49	0.04	< 0.05	< 0.05
11/22/10 11:07	0.03		
11/29/10 12:50	0.15		
12/07/10 09:44	0.07		
12/14/10 11:03	0.06	0.07	0.06
12/21/10 09:52	0.06		
12/28/10 10:37	0.06		
12/31/10 16:02	0.32 *	2.07	0.36
12/31/10 19:25	0.34 *	2.68	0.35
01/01/11 13:01	0.18	0.47	0.19
01/04/11 10:42	0.08	0.14	0.07
01/11/11 12:30	0.06	0.12	0.09
01/19/11 15:05	0.06		
01/24/11 11:35	0.05		
01/31/11 12:33	0.05		
02/09/11 14:00	0.05		
02/15/11 10:42	0.14	0.25	0.19
02/17/11 14:45	0.17	1.20	0.19



**Table E1. (Concluded)**

<i>Date/Time (CST)</i>	<i>oPO<sub>4</sub>-P (mg/L)</i>	<i>Total P (mg/L)</i>	<i>Total Dissolved P (mg/L)</i>
02/18/11 11:06	0.14	0.43	0.14
02/22/11 12:12	0.06	0.17	< 0.05
02/27/11 22:45	0.11	4.28	0.13
02/28/11 11:09	0.16	1.11	0.18
03/07/11 12:32	0.07	0.14	< 0.05
03/15/11 09:10	0.06	0.07	< 0.05
03/22/11 09:40	0.04		
03/29/11 09:43	0.03		
04/05/11 09:42	0.02		
04/12/11 11:37	0.03	< 0.05	< 0.05
04/19/11 11:16	0.06	0.36	< 0.05
04/22/11 10:15	0.06 *	3.34	0.09
04/22/11 15:15	0.14 *	3.76	0.15
04/22/11 18:51	0.14 *	1.56	0.15
04/25/11 11:45	0.07	0.14	0.06
05/03/11 10:15	0.06		
05/10/11 10:10	0.06		
05/17/11 09:48	0.06	0.07	< 0.05
05/24/11 06:24	0.09		
05/25/11 10:45	0.10	3.34	0.08
05/25/11 13:25	0.16	1.98	0.16
05/25/11 22:45	0.13	2.89	0.11 *
05/26/11 14:24	0.11	0.42	0.08
05/31/11 10:00	0.09	0.15	0.10
06/07/11 08:51	0.08		
06/14/11 04:12	0.08	0.34	0.05
06/14/11 09:34	0.10	0.63	0.08
06/15/11 08:32	0.11	0.69	0.08
06/21/11 09:02	0.07	0.12	0.05
06/26/11 01:30	0.10	3.13	0.10
06/26/11 23:48	0.11	1.49	0.11
06/27/11 03:20	0.10	3.28	0.11
06/27/11 07:10	0.13	1.95	0.12
06/27/11 14:00	0.13	0.72	0.14
06/28/11 07:57	0.10	0.28	0.09
07/05/11 10:04	0.09	0.12	0.09
07/12/11 09:11	0.10	0.10	0.08
07/19/11 09:26	0.06		
07/26/11 09:21	0.15		
08/01/11 11:24	0.08		
08/09/11 08:57	0.08		
08/15/11 12:20	0.08	0.05	< 0.05
08/22/11 11:39	0.07		
08/30/11 09:15	0.07		
09/06/11 09:41	0.09		
09/13/11 09:11	0.07	0.10	0.07
09/20/11 08:56	0.09		
09/27/11 10:56	0.16		

**Table E2. Phosphorous Concentrations for Cox Creek (Station 202)**

<i>Date/Time (CST)</i>	<i>oPO<sub>4</sub>-P (mg/L)</i>	<i>Total P (mg/L)</i>	<i>Total Dissolved P (mg/L)</i>
10/22/99 10:11	0.13 *		
11/10/99 10:04	0.15		
12/02/99 06:46	0.09		
12/14/99 13:22	0.06		
12/27/99 13:33	0.04		
01/12/00 13:38	< 0.03		
01/25/00 12:28	0.04		
02/08/00 13:29	< 0.03		
02/22/00 12:39	0.04		
03/07/00 10:18	< 0.06		
03/14/00 13:12	< 0.06		
03/22/00 11:13	< 0.06		
03/28/00 13:01	0.06	< 0.08 *	< 0.08 *
04/04/00 09:50	0.07		
04/11/00 10:17	< 0.06		
04/18/00 09:29	0.06		
04/25/00 10:28	0.07	0.13	< 0.08
05/02/00 09:40	0.06		
05/10/00 08:48	0.12		
05/16/00 10:35	0.12		
05/23/00 06:00	0.15	0.41	0.16
05/27/00 05:48	0.42 *	1.97	0.46
05/30/00 08:29	0.14		
06/06/00 08:35	0.12		
06/14/00 10:32	0.18		
06/20/00 08:04	0.14		
06/20/00 18:40	0.54	4.50	0.66
06/26/00 03:11	0.15 *	0.39	< 0.08
07/05/00 08:34	0.46	2.85	0.41
07/11/00 05:17	0.45		
07/18/00 08:44	0.09		
07/25/00 08:40	0.09	0.21	0.12
08/01/00 08:24	0.11		
08/08/00 08:15	0.17 *		
08/15/00 08:31	0.14		
08/22/00 08:30	0.09		
08/30/00 08:53	0.20	1.05 *	0.24 *
09/05/00 09:36	0.38		
09/12/00 07:46	0.32 *		
09/19/00 09:35	0.08		
09/26/00 07:41	0.28 *	0.50	0.28
10/03/00 08:17	0.09 *		
10/10/00 14:46	0.16		
10/18/00 09:17	0.22		
10/24/00 08:17	0.17	0.36	0.20
10/31/00 11:31	0.21		
11/06/00 13:08	0.38 *		
11/14/00 15:05	0.10		
11/20/00 12:23	0.07		
11/28/00 10:01	0.06	0.11	0.24
12/05/00 11:03	0.04		
12/12/00 11:30	0.03		
12/19/00 12:18	0.05	0.08	< 0.08
12/26/00 13:08	0.04		
01/02/01 13:05	0.03 *		
01/09/01 11:58	0.08 *		
01/16/01 13:00	1.13	1.52	1.31
01/23/01 11:20	0.08		
01/29/01 14:15	0.56 *	1.58	0.64
01/29/01 17:15	0.45 *	1.90	0.55
01/30/01 12:50	0.82	1.56	0.90
02/06/01 10:00	0.06		
02/13/01 12:26	0.05 *		
02/20/01 13:00	0.04	0.09	0.05
02/27/01 12:00	0.08		
03/06/01 09:25	0.04		
03/13/01 12:00	0.02		

**Table E2. (Continued)**

<i>Date/Time (CST)</i>	<i>oPO<sub>4</sub>-P (mg/L)</i>	<i>Total P (mg/L)</i>	<i>Total Dissolved P (mg/L)</i>
03/20/01 12:32	0.03	0.05	0.03
03/26/01 11:56	0.02		
04/03/01 10:25	0.02		
04/10/01 10:40	0.02		
04/17/01 09:25	0.02	0.11	< 0.08
04/24/01 08:21	0.03		
05/01/01 08:32	0.04		
05/08/01 08:28	0.05		
05/15/01 09:55	0.06	0.10 *	0.07 *
05/22/01 11:41	0.06		
05/30/01 14:55	0.07		
06/05/01 08:08	0.06		
06/06/01 06:13	0.19	4.63	0.21
06/06/01 12:04	0.16	1.00	0.18
06/12/01 14:26	0.05		
06/19/01 10:10	0.07		
06/26/01 08:42	0.06	0.18	0.09
07/02/01 11:51	0.07		
07/10/01 13:42	0.19		
07/17/01 13:50	0.08		
07/24/01 11:29	0.16	0.43	0.16
07/31/01 10:16	0.07		
08/07/01 09:33	0.11		
08/14/01 09:33	0.14 *		
08/21/01 09:48	0.10	0.40	0.17
08/28/01 08:40	0.17		
09/04/01 09:49	0.12		
09/11/01 09:49	0.19		
09/18/01 11:35	0.24	0.55	0.32
09/25/01 11:54	0.10		
10/02/01 10:05	0.02		
10/09/01 11:19	0.14		
10/16/01 07:08	0.51	0.70	0.55
10/23/01 10:45	0.16		
10/30/01 12:55	0.22		
11/06/01 11:51	0.21		
11/13/01 15:20	0.18	0.26	0.18
11/20/01 14:53	0.15		
11/27/01 09:34	0.28		
12/04/01 12:50	0.10		
12/11/01 13:08	0.06		
12/19/01 12:55	0.10	0.19	0.15
12/26/01 12:15	0.06		
01/02/02 12:16	0.03		
01/08/02 12:25	0.02 *		
01/15/02 07:40	< 0.02		
01/22/02 15:18	< 0.02	< 0.05	< 0.05
01/29/02 08:55	< 0.02		
02/05/02 10:10	0.05		
02/13/02 14:59	0.04		
02/19/02 15:17	0.04	0.15	< 0.05
02/26/02 11:34	0.03		
03/05/02 12:01	0.02		
03/12/02 11:43	0.02		
03/19/02 11:59	< 0.02	< 0.05	< 0.05
03/26/02 10:39	< 0.02		
04/02/02 11:04	< 0.02		
04/09/02 12:57	0.03		
04/16/02 09:43	< 0.02		
04/21/02 12:00	0.29 *	1.14	0.29
04/22/02 10:41	0.09	0.23	0.08
04/23/02 08:28	0.05	0.14	< 0.05
04/24/02 14:45	0.17	7.44	0.17
04/24/02 17:35	0.29	5.10	0.27
04/24/02 19:00	0.27	3.40	0.30
04/25/02 00:35	0.24	1.32	0.22
04/25/02 04:05	0.21	0.86	0.19

**Table E2. (Continued)**

<i>Date/Time (CST)</i>	<i>oPO<sub>4</sub>-P (mg/L)</i>	<i>Total P (mg/L)</i>	<i>Total Dissolved P (mg/L)</i>
04/30/02 07:38	0.10	0.23	0.11
05/07/02 06:00	0.27	2.35	0.28
05/07/02 12:28	0.23	0.62	0.23
05/12/02 05:45	0.21 *	3.63	0.23
05/13/02 08:31	0.16	0.53	0.13
05/14/02 09:17	0.11	0.27	0.09
05/21/02 08:26	0.05	0.06	< 0.05
05/28/02 09:54	0.05		
06/04/02 13:08	0.06		
06/11/02 14:18	0.28		
06/18/02 11:12	0.05	0.07	< 0.05
06/25/02 08:13	0.07		
07/01/02 12:11	0.08		
07/09/02 11:50	0.12		
07/15/02 13:25	0.11 *		
07/23/02 08:15	0.20	0.52	0.24
07/26/02 05:45	0.29 *	5.92	0.34
07/26/02 09:20	0.55 *	2.35	0.58
07/26/02 13:05	0.47 *	1.19	0.49
07/30/02 08:28	0.14	0.20	0.15
08/06/02 07:46	0.16		
08/12/02 10:56	0.08		
08/20/02 10:37	0.25 *	0.45	0.27
08/27/02 10:01	0.15		
09/03/02 11:05	0.12		
09/10/02 08:55	0.13		
09/16/02 11:51	0.13	0.17	0.13
09/23/02 11:03	0.11		
10/01/02 08:05	0.07		
10/08/02 09:27	0.13		
10/15/02 09:27	0.09 *	0.17	0.10
10/21/02 10:49	0.33		
10/28/02 11:56	0.13		
11/06/02 12:25	0.11		
11/12/02 11:35	0.13	0.18	0.12
11/18/02 13:52	0.09		
11/25/02 11:44	0.03		
12/03/02 11:31	0.02		
12/10/02 08:33	0.02		
12/17/02 11:01	0.02	0.05	< 0.04
12/23/02 10:03	0.06		
12/30/02 10:13	0.04		
01/07/03 11:31	0.02	< 0.04	< 0.04
01/14/03 11:26	0.01		
01/21/03 12:21	< 0.01		
01/28/03 11:34	0.01		
02/05/03 12:11	0.04	0.09	0.06
02/10/03 12:44	0.03 *		
02/18/03 12:11	0.27		
02/25/03 11:37	0.17		
03/04/03 12:06	0.07		
03/10/03 11:26	0.07	0.11	0.08
03/18/03 11:01	0.01		
03/25/03 12:50	0.02		
04/01/03 11:21	< 0.01		
04/08/03 11:11	0.05		
04/15/03 08:20	0.01	0.08	< 0.04
04/22/03 08:11	0.03		
04/29/03 08:28	0.04		
05/06/03 07:50	0.05		
05/13/03 08:43	0.04	0.12	0.06
05/21/03 10:16	0.03		
05/27/03 10:46	0.04		
06/02/03 10:51	0.05		
06/10/03 08:09	0.11		
06/11/03 01:45	0.18	6.49	0.22
06/11/03 15:36	0.13	0.42	0.16

**Table E2. (Continued)**

<i>Date/Time (CST)</i>	<i>oPO<sub>4</sub>-P (mg/L)</i>	<i>Total P (mg/L)</i>	<i>Total Dissolved P (mg/L)</i>
06/17/03 08:54	0.07	0.17	0.09
06/24/03 10:51	0.09		
07/01/03 08:11	0.10		
07/08/03 10:06	0.13		
07/10/03 00:24	0.48	2.71	0.52
07/10/03 05:50	0.47	0.95	0.50
07/15/03 10:21	0.14	0.35	0.14
07/22/03 11:11	0.13		
07/29/03 11:21	0.15		
08/05/03 11:16	0.08		
08/13/03 09:31	0.09		
08/19/03 10:50	0.11	0.36	0.19
08/26/03 08:36	0.37		
09/01/03 12:00	0.52 *	1.23	0.56
09/02/03 12:15	0.32	0.49	0.33
09/09/03 10:45	0.12	0.22	0.17
09/16/03 10:00	0.10	0.28	0.13
09/23/03 10:41	0.16		
09/30/03 09:46	0.15		
10/06/03 10:36	0.08		
10/14/03 12:01	0.70		
10/21/03 13:20	0.10	0.38	0.13
10/27/03 11:56	0.24		
11/04/03 11:11	0.16		
11/12/03 10:16	0.08		
11/17/03 10:13	0.06 *	0.13	0.09
11/18/03 06:15	2.70	3.55	2.95
11/18/03 10:15	2.01	2.60	2.02
11/24/03 13:57	0.13	0.18	0.13
12/02/03 12:46	0.06		
12/08/03 09:58	0.05		
12/17/03 12:01	0.04	0.08	0.09
12/22/03 11:55	0.03		
12/29/03 12:31	0.04		
01/06/04 12:51	0.05		
01/13/04 09:19	0.03	0.05	0.04
01/20/04 12:15	0.03		
01/27/04 11:46	0.03		
02/02/04 13:10	0.03		
02/09/04 12:56	< 0.03		
02/17/04 13:21	0.04	0.08	0.06
02/24/04 12:45	0.04		
03/02/04 11:46	< 0.03		
03/09/04 13:11	0.04		
03/16/04 11:56	< 0.03	0.05	< 0.03
03/22/04 11:41	< 0.03		
03/29/04 13:11	0.05		
04/07/04 15:54	< 0.04		
04/13/04 08:30	< 0.04	< 0.05	< 0.05
04/20/04 08:20	0.07		
04/27/04 08:36	0.04		
05/04/04 08:06	0.05		
05/11/04 07:39	0.06		
05/18/04 10:16	0.06	0.20	0.09
05/24/04 23:40	0.38 *	7.02	0.44
05/25/04 02:31	0.26	5.23	0.29
05/25/04 05:05	0.31	2.24	0.32
05/25/04 15:40	0.11	0.47	0.15
06/01/04 11:10	0.06		
06/08/04 09:41	0.06		
06/15/04 09:35	1.00	4.36	1.04
06/15/04 11:00	0.51	3.24	0.55
06/15/04 13:30	0.46	1.48	0.52
06/16/04 09:20	0.09	0.22	0.14
06/22/04 07:16	0.07	0.16	0.10
06/28/04 10:41	0.08 *		
07/06/04 09:16	0.08		

**Table E2. (Continued)**

<i>Date/Time (CST)</i>	<i>oPO<sub>4</sub>-P (mg/L)</i>	<i>Total P (mg/L)</i>	<i>Total Dissolved P (mg/L)</i>
07/10/04 23:00	0.41 *	1.24	0.53
07/11/04 11:11	0.22 *	0.38	0.26
07/13/04 08:16	0.09	0.23	0.16
07/19/04 09:13	0.07	0.16	0.11
07/27/04 08:06	0.06		
08/03/04 08:41	0.07		
08/10/04 07:31	0.08		
08/17/04 09:45	< 0.04	0.19	0.08
08/24/04 09:50	0.09 *		
08/25/04 15:20	0.33	0.90	0.32
08/25/04 18:10	0.38	4.02	0.38
08/25/04 21:40	0.43	1.77	0.44
08/26/04 00:40	0.38	1.12	0.40
08/26/04 11:50	0.23	0.51	0.27
08/31/04 10:51	0.11	0.17	0.12
09/08/04 07:06	0.09 *		
09/14/04 10:02	0.10	0.21	0.13
09/21/04 07:26	0.14		
09/28/04 09:41	0.14 *		
10/05/04 07:46	0.12		
10/12/04 11:36	0.12		
10/19/04 07:28	0.28	0.44	0.30
10/26/04 14:09	0.09	0.20	0.10
11/03/04 09:03	0.12	0.26	0.12
11/08/04 12:01	0.07		
11/16/04 08:55	0.06	0.08 *	0.06 *
11/22/04 12:29	0.05		
11/30/04 08:48	0.13	0.22	0.12
12/07/04 10:06	0.43	1.59	0.44
12/07/04 14:02	0.52	1.22	0.57
12/14/04 11:41	0.07	0.10	0.07
12/21/04 09:43	0.08		
12/28/04 11:26	0.06		
01/04/05 10:46	0.09	0.22	0.09
01/11/05 11:46	0.07	0.14	0.08
01/12/05 22:15	0.34	7.90	0.30
01/13/05 15:06	0.32	0.94	0.33
01/19/05 11:05	0.06	0.12	0.08
01/25/05 10:51	0.05		
02/01/05 10:27	0.04		
02/08/05 11:06	0.05		
02/15/05 10:50	0.07	0.20	0.10
02/22/05 12:39	0.04		
03/01/05 10:41	0.03		
03/08/05 08:56	0.02		
03/15/05 08:29	< 0.02	0.06	0.05
03/22/05 14:01	< 0.02 *		
03/29/05 10:48	< 0.02		
04/05/05 10:36	< 0.02		
04/11/05 10:07	< 0.02	< 0.04	< 0.04
04/19/05 08:46	< 0.02		
04/26/05 08:02	0.03		
05/03/05 10:02	0.02		
05/10/05 08:01	0.02		
05/17/05 10:16	0.05	0.11	0.06
05/24/05 08:56	0.09		
05/31/05 11:06	0.10		
06/07/05 09:46	0.15		
06/14/05 09:35	0.16	0.24	0.15
06/21/05 10:08	0.13		
06/28/05 09:26	0.16		
07/05/05 10:56	0.16		
07/12/05 09:16	0.14	0.34	0.20
07/19/05 11:36	0.10		
07/26/05 09:55	0.11		
08/02/05 10:26	0.12		
08/09/05 11:32	0.13		

**Table E2. (Continued)**

<i>Date/Time (CST)</i>	<i>oPO<sub>4</sub>-P (mg/L)</i>	<i>Total P (mg/L)</i>	<i>Total Dissolved P (mg/L)</i>
08/16/05 12:02	0.08	0.26	0.13
08/23/05 09:54	0.15		
08/30/05 08:06	0.07		
09/06/05 08:26	0.06		
09/13/05 08:33	0.10	1.13	0.29
09/20/05 07:55	0.68	1.32	0.76
09/27/05 08:01	0.04		
10/04/05 07:52	0.04		
10/11/05 08:53	< 0.02		
10/18/05 07:30	0.04	0.34	0.10
10/25/05 07:37	< 0.02		
11/01/05 08:36	0.12		
11/08/05 08:49	0.06		
11/15/05 07:56	0.12	0.28	0.15
11/21/05 09:13	0.27		
11/28/05 08:43	0.23		
12/06/05 08:37	0.15		
12/13/05 08:20	0.13	0.16	0.14
12/20/05 08:36	0.08		
12/27/05 08:19	0.11		
01/03/06 08:36	0.13		
01/10/06 08:28	0.05	0.06	0.06
01/17/06 09:06	0.06		
01/24/06 08:16	0.04		
01/31/06 08:27	0.08		
02/07/06 08:25	< 0.02	< 0.05	0.07
02/14/06 11:02	0.03		
02/21/06 09:07	< 0.02		
02/28/06 08:31	< 0.02		
03/07/06 11:43	< 0.02		
03/15/06 09:10	0.10	0.15	0.09
03/20/06 12:47	0.04 *		
03/28/06 08:38	0.03		
04/04/06 08:04	0.02		
04/06/06 10:01	0.41	3.56	0.47
04/06/06 12:40	0.42	3.11	0.40
04/06/06 15:17	0.38	1.50	0.39
04/07/06 09:15	0.11	0.40	0.13
04/11/06 11:33	0.05	0.14	0.06
04/18/06 11:45	0.02	0.09	0.08
04/25/06 10:32	0.03		
05/02/06 08:45	0.05		
05/10/06 07:37	0.04		
05/15/06 08:52	0.04 *		
05/23/06 08:07	0.04	0.09	0.09
05/30/06 09:13	0.24		
06/06/06 07:50	0.09		
06/13/06 08:15	0.08		
06/19/06 08:56	0.13	0.22	0.14
06/27/06 06:10	0.12		
07/03/06 07:34	0.11		
07/11/06 07:27	0.14		
07/12/06 03:00	0.76	2.09	0.76
07/12/06 09:25	0.50	0.85	0.51
07/12/06 13:19	0.67	3.58	0.67
07/12/06 16:20	0.55	1.47	0.57
07/12/06 23:18	0.40	0.64	0.44
07/18/06 07:41	0.17	0.30	0.19
07/25/06 08:28	0.14	0.21	0.16
08/01/06 06:59	0.17		
08/08/06 08:06	0.25		
08/15/06 08:56	0.04		
08/22/06 12:44	0.02	0.42	0.07
08/29/06 11:31	0.71		
09/05/06 10:22	0.08		
09/11/06 11:43	0.92		
09/19/06 11:34	0.19	0.35	0.21

**Table E2. (Continued)**

<i>Date/Time (CST)</i>	<i>oPO<sub>4</sub>-P (mg/L)</i>	<i>Total P (mg/L)</i>	<i>Total Dissolved P (mg/L)</i>
09/26/06 10:13	0.19		
10/03/06 09:40	0.09		
10/11/06 11:32	0.19		
10/17/06 10:52	0.54	0.68	0.56
10/24/06 09:50	0.30		
10/31/06 11:29	0.23		
11/08/06 10:11	0.25		
11/14/06 09:11	0.16	0.19	0.15
11/15/06 21:45	1.08	1.66	1.03
11/16/06 09:52	0.65	0.80	0.65
11/16/06 16:05	0.39	0.44	0.37
11/20/06 11:02	0.11	0.14	0.12
11/28/06 09:25	0.09		
12/06/06 09:35	0.05		
12/12/06 08:52	0.58		
12/18/06 10:40	0.06	0.12	0.06
12/27/06 10:36	0.05		
01/02/07 10:05	0.05		
01/09/07 08:42	0.05	0.06	< 0.05
01/17/07 09:01	0.06		
01/23/07 08:57	0.04		
01/30/07 09:25	0.05		
02/06/07 10:42	0.04	0.05	< 0.05
02/15/07 08:51	0.06		
02/21/07 08:22	0.26		
02/24/07 12:35	0.47	0.54	0.45
02/24/07 19:05	0.85	5.75	0.89
02/24/07 20:53	0.84	4.18	0.79
02/24/07 22:22	0.81	3.43	0.80
02/25/07 08:31	0.82	3.23	0.83
02/25/07 15:17	0.78	1.55	0.77
02/27/07 09:19	0.34	0.47	0.34
02/28/07 13:53	0.33 *	0.58	0.32
03/01/07 07:51	0.56	4.27	0.57
03/01/07 11:25	0.56	4.52	0.53
03/01/07 15:47	0.54	2.30	0.52
03/06/07 10:17	0.12	0.16	0.11
03/13/07 08:09	0.07		
03/20/07 07:57	0.03		
03/26/07 09:02	0.03		
04/03/07 07:45	0.05	0.10	< 0.05
04/09/07 09:14	0.03		
04/17/07 07:26	0.03	< 0.05	< 0.05
04/24/07 09:05	0.03		
05/01/07 08:07	0.02		
05/08/07 08:35	0.05		
05/15/07 08:26	0.06		
05/22/07 07:35	0.08	0.16	0.09
05/29/07 09:15	0.11		
06/05/07 08:15	0.11		
06/11/07 09:11	0.12		
06/19/07 06:42	0.18	0.30	0.19
06/23/07 06:07	0.31	1.23	0.32
06/26/07 07:55	0.09	0.28	0.09
07/02/07 10:02	0.09 *		
07/10/07 08:34	0.15		
07/16/07 09:44	0.12		
07/24/07 07:41	0.10	0.34 *	0.09 *
07/31/07 10:37	0.06		
08/07/07 08:21	0.25		
08/14/07 09:13	0.33		
08/21/07 08:10	0.23	0.42	0.26
08/28/07 08:23	0.20		
09/05/07 08:29	0.21		
09/11/07 08:15	0.19		
09/19/07 08:23	0.06	1.11	0.25
09/25/07 08:22	0.19		



**Table E2. (Continued)**

<i>Date/Time (CST)</i>	<i>oPO<sub>4</sub>-P (mg/L)</i>	<i>Total P (mg/L)</i>	<i>Total Dissolved P (mg/L)</i>
10/01/07 10:07	0.12		
10/10/07 13:40	0.11		
10/16/07 07:52	0.02	0.82	0.08
10/23/07 08:42	0.09		
10/30/07 08:18	0.03		
11/06/07 09:20	< 0.02		
11/13/07 10:10	0.06	1.06	< 0.05
11/19/07 08:54	0.03		
11/27/07 09:38	0.25		
12/04/07 07:53	0.26 *		
12/11/07 08:26	0.40 *	0.59	0.42
12/18/07 09:04	0.26		
12/26/07 09:18	0.09		
01/02/08 10:19	0.05		
01/07/08 19:24	0.21	0.80 *	0.23*
01/07/08 21:19	0.27	1.35 *	0.28*
01/07/08 23:23	0.46	5.97 *	0.50*
01/08/08 01:35	0.46	4.45 *	0.53*
01/08/08 04:19	0.42	3.89 *	0.49*
01/08/08 06:55	0.36	2.63 *	0.38*
01/08/08 11:17	0.37	1.77 *	0.37*
01/08/08 16:59	0.29	1.06 *	0.28*
01/09/08 08:37	0.19	0.49 *	0.23*
01/15/08 08:45	0.06	0.13 *	0.08*
01/22/08 10:42	0.07		
01/29/08 09:16	0.07		
02/05/08 09:14	1.23	1.79 *	1.17*
02/05/08 15:02	0.71	3.61	0.70
02/05/08 17:53	0.82	2.26	0.78
02/05/08 21:44	0.74	2.10	0.67
02/06/08 06:54	0.62	1.26	0.57
02/06/08 12:16	0.56	1.01	0.55
02/13/08 10:41	0.08	0.11	0.08
02/17/08 02:30	0.62	2.41	0.60
02/17/08 06:30	0.67	5.24	0.66
02/17/08 10:08	0.66	3.02	0.62
02/18/08 12:07	0.19	0.33	0.16
02/25/08 10:21	0.10	0.14	0.08
03/04/08 09:19	0.08		
03/11/08 08:30	0.05	0.06	< 0.05
03/17/08 12:50	0.06	0.35	0.06
03/17/08 17:36	0.10	0.68	0.10
03/18/08 06:41	0.07	0.23	0.07
03/24/08 09:39	0.04		
04/01/08 07:38	0.06		
04/07/08 07:56	0.02		
04/15/08 08:01	0.03	0.08 *	< 0.05*
04/22/08 07:43	0.02		
04/29/08 07:55	0.02		
05/06/08 08:14	0.01 *		
05/13/08 07:30	0.10		
05/20/08 08:17	0.02	0.05	< 0.05
05/27/08 09:59	0.04		
06/03/08 03:47	0.36	4.63	0.38
06/03/08 05:12	0.33	4.89	0.31
06/03/08 09:26	0.24	3.44	0.23
06/03/08 17:33	0.20	1.18	0.19
06/03/08 22:00	0.31	5.83	0.27
06/04/08 06:35	0.20	1.92	0.18
06/04/08 14:37	0.18	1.08	0.17
06/05/08 06:25	0.15	0.43	0.15
06/10/08 11:39	0.07	0.13	< 0.05
06/17/08 07:34	0.07	0.14	0.07
06/24/08 07:59	0.08		
06/30/08 10:33	0.10 *		
07/09/08 10:09	0.14	0.28	0.13
07/15/08 08:02	0.07	0.10	< 0.05

**Table E2. (Continued)**

<i>Date/Time (CST)</i>	<i>oPO<sub>4</sub>-P (mg/L)</i>	<i>Total P (mg/L)</i>	<i>Total Dissolved P (mg/L)</i>
07/22/08 08:01	0.15		0.13
07/29/08 08:22	0.09 *		
08/04/08 09:30	0.10		
08/12/08 08:48	0.10		
08/20/08 08:02	0.04 *	< 0.05	< 0.05
08/26/08 10:17	0.12		
08/28/08 21:38	0.66	2.10	0.56
08/29/08 06:47	0.58	0.85	0.47
09/02/08 09:41	0.17	0.17	0.15
09/10/08 08:04	0.45		
09/14/08 19:20	0.19 *	0.87	0.20
09/15/08 08:08	0.13	0.39	0.14
09/15/08 20:30	0.11	0.24 *	0.09 *
09/16/08 08:26	0.09	0.20 *	0.08 *
09/23/08 08:46	0.08	0.07	< 0.05
10/01/08 09:05	0.05		
10/06/08 09:17	0.07		
10/14/08 09:42	0.10		
10/21/08 09:44	0.08	0.11	0.10
10/28/08 10:49	0.07		
11/04/08 10:05	0.06		
11/10/08 10:24	0.06		
11/18/08 10:52	0.05	0.10	0.08
11/24/08 10:09	0.06		
12/02/08 10:15	0.04		
12/09/08 16:33	0.05		
12/16/08 09:46	0.07	0.08	0.06
12/22/08 10:51	0.05		
12/27/08 17:17	1.30 *	3.75	1.16
12/29/08 11:15	0.10	0.20	0.09
01/06/09 10:54	0.06 *	0.10	0.05
01/13/09 13:04	0.05		
01/20/09 10:37	0.05	0.06	0.07
01/27/09 08:33	0.05		
02/03/09 10:12	0.05		
02/10/09 10:24	0.03		
02/11/09 08:49	0.13	0.56	0.15
02/11/09 13:05	0.18	0.60	0.18
02/12/09 10:23	0.10	0.24	0.13
02/17/09 13:16	0.04	0.07	< 0.05
02/25/09 09:12	0.05		
03/03/09 11:03	0.04		
03/09/09 09:17	0.06		
03/10/09 06:34	0.26 *	3.77	0.27
03/16/09 09:34	0.05	0.11	0.05
03/24/09 10:39	0.03		
03/29/09 04:00	0.45	1.72	0.47
03/30/09 09:31	0.08	0.31	0.10
04/07/09 09:21	0.04		
04/14/09 11:20	0.05	0.16	0.06
04/19/09 14:15	0.14	0.61	0.14
04/20/09 09:08	0.08	0.19	0.11
04/27/09 21:45	0.22 *	0.78	0.22
04/28/09 11:08	0.13	0.28	0.13
04/30/09 03:15	0.27	2.73	0.31
04/30/09 13:10	0.22	0.92	0.23
05/05/09 09:21	0.05	0.09	< 0.05
05/12/09 09:32	0.04		
05/14/09 06:41	0.20	0.73	0.20
05/19/09 09:52	0.06	0.12	0.07
05/26/09 09:30	0.07		
06/02/09 09:19	0.06		
06/09/09 10:16	0.03		
06/17/09 09:25	0.06		
06/22/09 10:13	0.07	0.20 *	0.05 *
06/29/09 09:01	0.06		
07/07/09 09:28	0.06 *		

**Table E2. (Continued)**

<i>Date/Time (CST)</i>	<i>oPO<sub>4</sub>-P (mg/L)</i>	<i>Total P (mg/L)</i>	<i>Total Dissolved P (mg/L)</i>
07/14/09 09:15	0.07		
07/15/09 06:30	0.26	5.60	0.22
07/15/09 08:39	0.56	2.14	0.53
07/15/09 13:30	0.62	0.98	0.64
07/20/09 09:34	0.10	0.13	0.10
07/27/09 10:57	0.07		
08/04/09 09:56	0.40	0.97	0.41
08/11/09 08:57	0.08		
08/17/09 07:00	0.48	1.71	0.50
08/17/09 22:45	0.40	0.75	0.41
08/18/09 06:48	0.31	0.45	0.32
08/25/09 12:22	0.13	0.15	0.13
09/02/09 12:16	0.11		
09/09/09 12:04	0.28		
09/15/09 12:35	0.16	0.17	0.15
09/20/09 11:45	0.42	3.70	0.42
09/20/09 17:14	0.37	1.41	0.37
09/21/09 08:00	0.14	0.36	0.12
09/28/09 14:32	0.10	0.11	0.09
10/06/09 14:30	0.60		
10/13/09 09:26	0.08	0.10	0.07
10/19/09 12:53	0.07		
10/23/09 03:15	1.14 *	3.20	1.13
10/23/09 08:05	1.17 *	1.77	1.11
10/24/09 07:24	0.34	0.48	0.33
10/27/09 09:36	0.12	0.14	0.09
10/29/09 15:44	0.30 *	0.81	0.31
10/29/09 23:02	0.42 *	2.20	0.45
10/30/09 10:27	0.37 *	0.95	0.39
10/31/09 09:12	0.19	0.36	0.18
11/03/09 10:22	0.09	0.12	0.08
11/10/09 09:55	0.07		
11/16/09 03:00	0.63	1.07	0.34
11/16/09 09:05	0.32	0.51	0.66
11/16/09 12:08	0.45	1.00	0.48
11/17/09 06:00	0.46	1.47	0.50
11/17/09 08:35	0.44	1.11	0.48
11/17/09 21:15	0.39	0.85	0.44
11/18/09 08:46	0.30	0.49	0.32
11/24/09 09:56	0.07	0.12	0.09
11/24/09 15:20	0.24	0.64 *	0.24 *
12/01/09 10:11	0.06	0.12	< 0.05
12/08/09 10:30	0.06		
12/15/09 10:16	0.06	0.11	0.05
12/21/09 10:47	0.05		
12/24/09 10:30	0.59 *	0.93	0.61
12/29/09 07:58	0.08	0.15 *	0.11 *
01/05/10 10:05	0.07 *	0.11	0.09
01/12/10 10:16	0.06		
01/20/10 10:17	0.07		
01/24/10 09:05	0.44	1.93	0.45
01/24/10 15:41	0.33	1.04	0.33
01/25/10 09:10	0.17	0.41	0.17
01/26/10 09:31	0.10	0.19	0.11
02/02/10 13:00	0.06		
02/09/10 10:57	0.06	0.07	< 0.05
02/16/10 09:35	0.05		
02/21/10 12:03	0.17 *	0.32	0.15
02/21/10 23:15	0.36 *	2.45	0.34
02/22/10 08:37	0.25	0.68	0.24
02/23/10 09:31	0.14	0.27	0.12
03/02/10 09:58	0.06	0.09	< 0.05
03/09/10 10:20	0.04	0.07	< 0.05
03/16/10 08:34	0.05		
03/24/10 09:46	0.04		
03/28/10 13:43	0.13	0.36	0.14
03/30/10 09:09	0.04	0.08	< 0.05

**Table E2. (Continued)**

<i>Date/Time (CST)</i>	<i>oPO<sub>4</sub>-P (mg/L)</i>	<i>Total P (mg/L)</i>	<i>Total Dissolved P (mg/L)</i>
04/06/10 09:04	0.04		
04/13/10 09:26	0.04	0.06	< 0.05
04/21/10 08:56	0.05		
04/25/10 09:15	0.10	0.23	0.10
04/27/10 07:56	0.07	0.18	0.07
05/04/10 09:12	0.06		
05/11/10 02:15	0.24	2.16	0.23
05/11/10 07:20	0.26	2.75	0.26
05/11/10 15:48	0.16	0.56	0.17
05/17/10 03:45	0.20	4.47	0.23
05/17/10 09:41	0.23	2.53	0.25
05/17/10 18:30	0.19	0.96	0.19
05/18/10 08:18	0.12	0.43	0.12
05/25/10 09:20	0.07	0.15	0.06
05/25/10 13:34	0.46	5.07	0.53
05/25/10 17:58	0.24	0.79	0.24
06/02/10 08:14	0.23	0.92	0.25
06/08/10 09:30	0.07	0.13	0.07
06/09/10 01:15	0.21	2.67	0.25
06/09/10 05:48	0.19	1.09	0.21
06/12/10 18:00	0.27 *	2.44	0.30
06/12/10 21:39	0.22 *	0.89	0.24
06/13/10 06:00	0.11	0.32	0.14
06/13/10 14:32	0.10	0.46	0.10
06/13/10 18:04	0.23	0.98	0.24
06/14/10 07:45	0.12	0.30	0.13
06/15/10 09:08	0.10	0.22	0.09
06/21/10 07:00	0.09	0.22	0.09
06/29/10 10:02	0.08		
07/07/10 06:50	0.10		
07/12/10 13:43	0.23	0.36	0.21
07/19/10 21:00	0.20	0.45	0.18
07/20/10 02:15	0.28	1.56	0.25
07/20/10 13:35	0.31	0.64	0.26
07/27/10 08:34	0.16	0.22	0.12
08/03/10 10:06	0.13		
08/10/10 10:44	0.13		
08/17/10 15:40	0.15	0.32	0.19
08/24/10 13:01	0.16		
08/30/10 10:05	0.13		
09/07/10 08:08	0.12		
09/14/10 12:53	0.10	0.14	0.09
09/21/10 10:09	0.13		
09/28/10 08:31	0.09		
10/05/10 08:15	0.09		
10/12/10 07:25	0.09		
10/19/10 08:01	0.10	0.11	0.10
10/26/10 07:21	0.16		
11/02/10 07:16	0.07		
11/09/10 14:22	0.05		
11/16/10 09:02	0.05	0.06	< 0.05
11/22/10 10:12	0.04		
11/29/10 10:22	0.07		
12/07/10 08:10	0.06		
12/14/10 09:10	0.07	0.06	0.07
12/21/10 08:26	0.06		
12/28/10 08:40	0.05		
12/31/10 15:25	0.51 *	5.98	0.53
12/31/10 20:03	0.51 *	1.50	0.47
01/01/11 12:21	0.17	0.37	0.18
01/04/11 08:47	0.07	0.12	< 0.05
01/11/11 11:24	0.06	0.08	< 0.05
01/19/11 13:31	0.06		
01/24/11 10:06	0.05		
01/31/11 10:56	0.05		
02/09/11 11:09	0.05		
02/15/11 09:02	0.23	0.39	0.26

**Table E2. (Concluded)**

<i>Date/Time (CST)</i>	<i>oPO<sub>4</sub>-P (mg/L)</i>	<i>Total P (mg/L)</i>	<i>Total Dissolved P (mg/L)</i>
02/17/11 12:00	0.29	0.79	0.32
02/18/11 10:18	0.16	0.37	0.17
02/22/11 10:03	0.08	0.18	0.08
02/27/11 23:15	0.22	3.74	0.20
02/28/11 09:40	0.25	0.99	0.28
03/07/11 10:40	0.07	0.14	< 0.05
03/15/11 07:20	0.06	0.09	< 0.05
03/22/11 07:52	0.04		
03/29/11 08:11	0.03		
04/05/11 08:04	0.10		
04/12/11 09:10	0.13	0.18	0.13
04/19/11 08:45	0.15	0.73	0.16
04/22/11 09:45	0.14 *	3.91	0.18
04/22/11 13:45	0.18 *	3.52	0.21
04/22/11 20:15	0.21 *	1.08	0.21
04/25/11 09:13	0.07	0.14	0.06
05/03/11 08:36	0.06		
05/10/11 08:36	0.06		
05/17/11 08:13	0.07	0.11	0.07
05/24/11 08:11	0.17		
05/25/11 08:15	0.20	2.55	0.22
05/25/11 12:07	0.37	2.10	0.35
05/25/11 22:00	0.20	1.98	0.24
05/26/11 13:32	0.11	0.38	0.09
05/31/11 08:20	0.08	0.18	0.10
06/07/11 07:12	0.09		
06/14/11 03:25	0.16	0.48	0.15
06/14/11 06:22	0.19	0.79	0.16
06/14/11 10:30	0.27	0.91	0.27
06/15/11 07:58	0.14	0.49	0.12
06/21/11 07:05	0.09	0.19	< 0.05
06/26/11 23:07	0.24	2.27	0.29
06/27/11 02:40	0.22	2.84	0.22
06/27/11 07:47	0.22	1.07	0.21
06/27/11 19:45	0.13	0.35	0.12
06/28/11 09:58	0.09	0.19	0.08
07/04/11 12:00	7.81	29.10	8.21 *
07/05/11 08:06	6.50	6.42	5.97
07/12/11 07:20	1.06	1.14	1.11
07/19/11 07:50	1.85		
07/26/11 07:40	1.44		
08/01/11 09:47	1.11		
08/09/11 07:31	0.82		
08/15/11 10:40	0.65	0.69	0.61
08/22/11 10:02	0.50		
08/30/11 07:49	0.33		
09/06/11 08:24	0.27		
09/13/11 07:49	0.29	0.50	0.29
09/20/11 07:28	0.21		
09/27/11 08:15	0.20		

**Table E3. Phosphorous Concentrations for Court Creek (Station 301)**

<i>Date/Time (CST)</i>	<i>oPO<sub>4</sub>-P (mg/L)</i>	<i>Total P (mg/L)</i>	<i>Total Dissolved P (mg/L)</i>
10/22/99 14:58	< 0.03 *		
11/10/99 14:55	0.03		
12/02/99 10:27	0.05		
12/15/99 11:08	0.04		
12/27/99 11:06	< 0.03		
01/12/00 12:30	< 0.03		
01/25/00 10:45	< 0.03		
02/08/00 10:39	< 0.03		
02/22/00 10:27	0.05		
03/07/00 14:14	< 0.06		
03/14/00 10:48	< 0.06		
03/22/00 13:31	< 0.06		
03/28/00 10:18	< 0.06	< 0.08 *	< 0.08 *
04/04/00 09:14	< 0.06		
04/11/00 09:10	< 0.06		
04/18/00 08:49	< 0.06		
04/20/00 14:22	0.12	1.39	< 0.08
04/25/00 08:58	0.06	0.09	< 0.08
05/02/00 08:42	< 0.06		
05/10/00 07:24	< 0.06		
05/16/00 08:03	< 0.06		
05/23/00 07:35	< 0.06	< 0.08	< 0.08
05/30/00 11:58	< 0.06		
05/31/00 08:57	0.08	3.17	0.09
06/06/00 07:38	0.06		
06/14/00 07:52	0.08		
06/20/00 07:33	0.07		
06/23/00 20:56	0.10 *	3.07	0.16
06/25/00 07:36	0.10	0.78	0.20
06/26/00 08:15	0.07 *	0.33	0.18
07/05/00 10:08	0.09		
07/11/00 09:45	0.07		
07/18/00 09:22	< 0.06		
07/25/00 07:52	< 0.06	0.08	< 0.08
08/01/00 07:40	< 0.06		
08/08/00 07:48	< 0.06 *		
08/15/00 07:48	< 0.06		
08/22/00 07:38	< 0.06		
08/29/00 09:38	< 0.06	0.10 *	< 0.08 *
09/05/00 09:01	< 0.06		
09/12/00 07:28	< 0.06 *		
09/19/00 07:30	< 0.06		
09/26/00 07:52	0.11 *	0.23	0.12
10/03/00 07:20	< 0.06 *		
10/10/00 08:10	< 0.06		
10/18/00 07:38	< 0.06		
10/24/00 07:41	< 0.06	< 0.08	< 0.08
10/31/00 12:00	0.02		
11/06/00 08:45	< 0.02 *		
11/14/00 07:53	< 0.02		
11/20/00 09:01	< 0.02		
11/28/00 09:25	< 0.02	< 0.08	< 0.08
12/05/00 09:30	< 0.02		
12/12/00 10:32	< 0.02		
12/19/00 09:18	< 0.02	< 0.08	< 0.08
12/26/00 09:49	< 0.02		
01/02/01 10:09	< 0.02 *		
01/09/01 09:14	< 0.02 *		
01/16/01 09:35	0.10	0.20	0.11
01/23/01 11:54	0.02		
01/30/01 02:11	0.22	0.63	0.25
01/30/01 11:02	0.27	0.57	0.31
02/06/01 09:00	0.04		
02/09/01 11:19	0.19 *	1.98	0.23
02/10/01 09:16	0.13 *	0.44	0.18
02/13/01 08:56	0.06 *		
02/20/01 09:42	0.07	0.19	0.10

**Table E3. (Continued)**

<i>Date/Time (CST)</i>	<i>oPO<sub>4</sub>-P (mg/L)</i>	<i>Total P (mg/L)</i>	<i>Total Dissolved P (mg/L)</i>
02/24/01 16:40	0.34	3.18	0.36
02/25/01 00:55	0.28	2.20	0.33
02/27/01 08:56	0.08		
03/06/01 08:58	0.04		
03/13/01 08:20	0.03		
03/20/01 09:37	0.04	0.14	0.05
03/26/01 09:39	0.02		
04/03/01 07:14	0.02		
04/10/01 07:38	0.02		
04/17/01 07:56	0.03	0.07	< 0.03
04/24/01 11:06	< 0.02		
05/01/01 08:40	< 0.02		
05/08/01 12:30	0.02		
05/15/01 07:45	0.04	0.20 *	0.04 *
05/22/01 06:38	0.07		
05/30/01 09:55	0.04		
06/05/01 16:16	0.07	0.95	0.10
06/12/01 06:04	0.04		
06/19/01 07:50	0.04		
06/26/01 07:30	0.04	0.09	0.05
07/02/01 08:15	0.03		
07/10/01 08:14	0.05		
07/17/01 10:03	0.02		
07/24/01 07:38	0.10	0.44	0.10
07/31/01 07:57	0.03		
08/07/01 07:25	0.02		
08/14/01 07:21	0.02 *		
08/21/01 07:45	0.02	0.11	< 0.09
08/28/01 07:16	0.03		
09/04/01 08:16	0.02		
09/11/01 07:57	0.05		
09/18/01 08:18	0.02	0.10	< 0.09
09/25/01 07:50	0.06		
10/02/01 08:08	0.01		
10/09/01 10:45	0.03		
10/16/01 07:48	0.08	0.14	0.09
10/23/01 07:44	0.15		
10/30/01 08:52	0.03		
11/06/01 08:59	0.01		
11/13/01 09:10	< 0.01	< 0.09	< 0.09
11/20/01 09:27	0.02		
11/27/01 08:45	0.03		
12/04/01 08:49	0.01		
12/11/01 08:54	0.01		
12/19/01 10:52	0.01	< 0.09	< 0.05 *
12/26/01 10:11	0.01		
01/02/02 09:43	0.02		
01/08/02 09:12	< 0.02 *		
01/15/02 13:57	< 0.02		
01/22/02 07:59	< 0.02	< 0.05	< 0.05
01/29/02 14:01	< 0.02		
02/05/02 15:41	< 0.02		
02/13/02 08:19	0.02		
02/19/02 08:20	< 0.02	0.08	< 0.05
02/26/02 08:47	< 0.02		
03/05/02 09:44	< 0.02		
03/12/02 08:49	< 0.02		
03/19/02 08:56	< 0.02	< 0.05	< 0.05
03/26/02 08:57	< 0.02		
04/02/02 09:16	< 0.02		
04/08/02 14:30	0.04 *	1.72	< 0.05
04/09/02 07:33	0.08	0.70	0.11
04/16/02 07:56	0.02	0.13	< 0.05
04/23/02 08:09	< 0.02	< 0.05	0.05
04/30/02 07:41	0.02		
05/07/02 08:04	< 0.02		
05/11/02 12:55	0.07 *	3.17	0.09

**Table E3. (Continued)**

<i>Date/Time (CST)</i>	<i>oPO<sub>4</sub>-P (mg/L)</i>	<i>Total P (mg/L)</i>	<i>Total Dissolved P (mg/L)</i>
05/11/02 16:15	0.03 *	3.06	0.05
05/12/02 01:13	0.05	4.07	0.06
05/12/02 07:15	0.08	2.09	0.10
05/12/02 13:42	0.11	1.28	0.12
05/13/02 09:00	0.08	0.47	0.08
05/14/02 07:44	0.06	0.29	0.06
05/21/02 09:26	< 0.02	0.07	< 0.05
05/28/02 08:28	0.03		
06/04/02 07:41	0.03		
06/04/02 15:30	0.08	4.16	0.11
06/04/02 18:27	0.08	3.55	0.10
06/05/02 00:45	0.10	1.57	0.12
06/05/02 11:43	0.08	0.34	0.08
06/11/02 06:56	0.04	0.14	< 0.05
06/12/02 21:00	0.07	1.54	0.08
06/13/02 01:28	0.06	3.81	0.09
06/13/02 03:35	0.08	2.68	0.11
06/13/02 05:25	0.10	3.68	0.13
06/13/02 08:34	0.07	3.31	0.11
06/13/02 12:00	0.08	1.91	0.09
06/13/02 14:34	0.09	1.72	0.13
06/13/02 23:30	0.07	0.98	0.07
06/14/02 07:45	0.07	0.60	0.07
06/18/02 07:51	0.06	0.08	< 0.05
06/25/02 07:29	0.04		
07/01/02 08:10	0.04		
07/09/02 06:30	0.04		
07/15/02 07:35	0.06 *		
07/23/02 07:43	0.03	0.07	< 0.05
07/30/02 07:56	0.09		
08/06/02 07:45	0.04		
08/12/02 08:05	< 0.02		
08/13/02 16:15	0.15	3.13	0.17
08/13/02 19:30	0.17	2.35	0.20
08/14/02 08:15	0.13	0.40	0.17
08/20/02 08:10	0.09 *	0.26	0.11
08/23/02 01:00	0.10	2.21	0.11
08/23/02 03:00	0.21	2.76	0.21
08/23/02 08:10	0.17	2.11	0.21
08/23/02 10:30	0.17	1.72	0.19
08/27/02 07:52	0.08	0.15	0.08
09/03/02 08:12	0.03		
09/10/02 08:20	< 0.02		
09/16/02 08:25	< 0.02	< 0.04	< 0.04
09/23/02 08:47	0.04		
10/01/02 07:29	0.02		
10/08/02 07:46	0.04		
10/15/02 08:22	0.02 *	0.05	< 0.04
10/21/02 08:02	0.02		
10/28/02 09:22	0.02		
11/06/02 09:16	0.02		
11/12/02 09:17	0.01	< 0.04	< 0.04
11/18/02 08:34	< 0.01		
11/25/02 09:35	< 0.01		
12/03/02 09:14	< 0.01		
12/10/02 13:43	< 0.01		
12/17/02 15:01	< 0.01	0.04	< 0.04
12/23/02 09:29	0.02		
12/30/02 09:05	0.01		
01/07/03 09:20	< 0.01	< 0.04	< 0.04
01/14/03 08:35	< 0.01		
01/21/03 09:29	< 0.01		
01/28/03 08:54	0.01		
02/05/03 08:46	< 0.01	0.07	< 0.04
02/10/03 09:13	0.02 *		
02/18/03 09:28	< 0.01		
02/25/03 08:55	0.04		



**Table E3. (Continued)**

<i>Date/Time (CST)</i>	<i>oPO<sub>4</sub>-P (mg/L)</i>	<i>Total P (mg/L)</i>	<i>Total Dissolved P (mg/L)</i>
03/04/03 08:49	< 0.01		
03/10/03 08:27	0.02	0.08	< 0.04
03/18/03 08:43	0.05		
03/25/03 08:58	0.02		
04/01/03 08:11	< 0.01		
04/08/03 07:57	0.01		
04/15/03 07:25	< 0.01	0.04	< 0.04
04/22/03 08:05	0.02		
04/29/03 07:22	0.02		
05/01/03 04:23	0.03	6.09	0.07
05/01/03 06:36	0.09	5.28	0.14
05/01/03 09:53	0.08	2.99	0.11
05/06/03 07:37	0.05	0.25	0.08
05/10/03 21:15	0.13 *	1.54	0.14
05/10/03 22:45	0.07 *	5.93	0.08
05/11/03 01:36	0.05	5.37	0.08
05/11/03 10:32	0.09	1.63	0.10
05/13/03 09:06	0.06	0.23	0.08
05/21/03 07:27	0.04		
05/27/03 08:06	< 0.03		
06/02/03 08:06	< 0.03		
06/10/03 08:04	0.03		
06/17/03 14:30	0.04	0.09	0.05
06/24/03 08:41	0.04		
07/01/03 07:24	0.07		
07/08/03 07:37	0.03		
07/15/03 08:17	< 0.03	0.10	0.05
07/22/03 07:31	0.09		
07/29/03 07:21	< 0.03		
08/05/03 07:43	< 0.03		
08/13/03 07:39	< 0.03		
08/19/03 08:17	< 0.03	0.13	0.03
08/26/03 12:36	< 0.03		
09/02/03 08:28	0.08		
09/09/03 14:25	< 0.03		
09/16/03 11:27	0.04	0.12	0.08
09/23/03 07:16	0.04		
09/30/03 07:44	< 0.03		
10/06/03 08:19	< 0.03		
10/14/03 08:30	0.07		
10/21/03 07:05	0.03	0.09	0.06
10/27/03 09:17	0.04		
11/04/03 09:16	0.05		
11/12/03 09:30	0.03		
11/17/03 09:20	< 0.03 *	0.07	0.05
11/24/03 09:27	0.05		
12/02/03 09:05	< 0.03		
12/08/03 15:26	< 0.03		
12/10/03 03:45	0.10	2.87	0.22
12/10/03 09:45	0.11	3.15	0.15
12/10/03 12:58	0.13	1.72	0.15
12/10/03 16:52	0.13	1.14	0.16
12/11/03 08:11	0.11	0.36	0.13
12/17/03 09:32	0.03	0.08	0.06
12/22/03 09:34	< 0.03		
12/29/03 09:11	< 0.03		
01/06/04 08:35	< 0.03		
01/13/04 09:14	< 0.03	0.03	< 0.03
01/20/04 09:35	< 0.03		
01/27/04 09:07	< 0.03		
02/02/04 09:38	< 0.03		
02/09/04 09:30	< 0.03		
02/17/04 09:31	< 0.03	0.07	< 0.03
02/24/04 09:15	0.06		
03/02/04 08:52	< 0.03		
03/09/04 09:11	0.03		
03/16/04 08:59	< 0.03	0.04	< 0.03

**Table E3. (Continued)**

<i>Date/Time (CST)</i>	<i>oPO<sub>4</sub>-P (mg/L)</i>	<i>Total P (mg/L)</i>	<i>Total Dissolved P (mg/L)</i>
03/22/04 09:21	< 0.03		
03/29/04 09:16	0.04		
04/07/04 09:55	< 0.04		
04/13/04 07:35	< 0.04	< 0.05	< 0.05
04/20/04 07:18	< 0.04		
04/27/04 07:15	< 0.04		
05/04/04 07:03	< 0.04		
05/11/04 07:20	< 0.04		
05/18/04 08:00	< 0.04	0.08	0.05
05/25/04 12:14	0.06		
05/30/04 15:30	0.07	0.44	0.10
05/30/04 17:34	0.08	3.28	0.10
05/30/04 20:55	0.08	2.10	0.12
05/31/04 09:55	0.07	0.69	0.13
06/01/04 08:20	0.06	0.26	0.09
06/08/04 07:24	0.05	0.12	0.06
06/16/04 08:20	0.06	0.18	0.06
06/22/04 12:31	0.05		
06/28/04 08:33	< 0.04 *		
07/06/04 08:03	0.05		
07/11/04 16:07	0.07 *	0.31	0.13
07/11/04 18:30	0.11 *	1.46	0.17
07/12/04 02:30	0.08	1.18	0.14
07/12/04 07:16	0.08	0.66	0.16
07/13/04 08:07	0.06	0.26	0.10
07/19/04 08:14	0.05	0.11	0.07
07/27/04 07:27	< 0.04		
08/03/04 07:26	< 0.04		
08/10/04 08:09	< 0.04		
08/17/04 07:32	< 0.04	0.10	< 0.05
08/24/04 07:52	< 0.04 *		
08/31/04 07:51	0.06		
09/08/04 07:53	0.05		
09/14/04 07:38	0.04	0.08	0.05
09/15/04 21:06	0.11	0.99	0.13
09/15/04 22:55	0.11	1.47	0.15
09/16/04 08:53	0.17	0.67	0.23
09/21/04 08:02	0.05	0.14	0.09
09/28/04 07:32	0.04 *		
10/05/04 08:10	< 0.04		
10/12/04 08:23	0.04		
10/19/04 08:11	0.03	0.09	0.07
10/26/04 07:20	0.05		
11/03/04 09:19	0.09	0.22	0.15
11/08/04 14:35	0.05	0.12	0.09
11/16/04 09:05	0.03	0.07	0.06
11/22/04 09:18	0.03		
11/30/04 09:15	0.06	0.15	0.07
12/07/04 09:25	0.12	0.59	0.13
12/07/04 12:56	0.16	1.04	0.16
12/07/04 21:35	0.16	0.66	0.17
12/08/04 12:58	0.08	0.23	0.12
12/14/04 08:33	0.04	0.08	0.05
12/21/04 08:37	0.04		
12/28/04 07:03	0.03		
01/03/05 17:18	0.22	2.78	0.22
01/03/05 23:30	0.21	1.50	0.23
01/04/05 08:54	0.16	0.56	0.17
01/11/05 08:29	0.04	0.11	0.06
01/12/05 17:42	0.23	0.88	0.22
01/12/05 19:59	0.25	3.47	0.26
01/13/05 00:55	0.13	3.50	0.15
01/13/05 07:00	0.16	1.72	0.15
01/13/05 13:20	0.15	0.95	0.17
01/19/05 09:02	0.04	0.11	< 0.04
01/25/05 08:30	0.04		
02/01/05 08:47	0.03		

**Table E3. (Continued)**

<i>Date/Time (CST)</i>	<i>oPO<sub>4</sub>-P (mg/L)</i>	<i>Total P (mg/L)</i>	<i>Total Dissolved P (mg/L)</i>
02/08/05 08:16	0.05		
02/14/05 09:00	0.10	0.77	0.14
02/14/05 18:15	0.07	0.37	0.11
02/15/05 09:10	0.05	0.22	0.08
02/22/05 09:00	0.03	0.08	0.05
03/01/05 09:05	0.02		
03/08/05 08:11	< 0.02		
03/15/05 09:17	< 0.02	0.05	0.05
03/22/05 08:09	< 0.02 *		
03/29/05 09:16	< 0.02		
04/05/05 07:05	< 0.02		
04/11/05 08:00	< 0.02	< 0.04	< 0.04
04/19/05 06:55	< 0.02		
04/22/05 08:09	0.05	0.69	0.06
04/26/05 06:48	< 0.02	0.05	< 0.04
05/03/05 07:06	< 0.02		
05/10/05 08:07	< 0.02		
05/17/05 06:53	0.02	0.08	0.06
05/24/05 08:06	0.03		
05/31/05 08:08	0.03		
06/07/05 07:09	0.05		
06/14/05 06:55	0.06	0.12	0.08
06/21/05 07:04	0.04		
06/28/05 06:59	0.02		
07/05/05 08:17	0.03		
07/12/05 13:01	0.02	0.13	0.07
07/19/05 07:17	0.02		
07/27/05 12:31	0.03		
08/02/05 07:13	0.03		
08/09/05 07:04	0.04		
08/16/05 07:03	0.03	0.12	0.04
08/23/05 06:50	0.03		
08/30/05 07:00	0.03		
09/06/05 08:09	< 0.02		
09/13/05 07:03	0.02	0.09	< 0.04
09/19/05 13:23	0.04	0.42	0.06
09/20/05 07:08	0.04	0.29	0.08
09/27/05 07:10	0.04	0.17	0.08
10/04/05 07:04	0.03		
10/11/05 08:10	< 0.02		
10/18/05 07:05	0.02	0.07	< 0.05
10/25/05 07:06	0.04		
11/01/05 07:57	0.03		
11/08/05 07:55	0.05		
11/15/05 08:12	0.04	0.07	< 0.05
11/21/05 09:11	0.03		
11/28/05 09:02	0.03		
12/06/05 08:03	< 0.02		
12/13/05 08:10	< 0.02	< 0.05	< 0.05
12/20/05 08:24	< 0.02		
12/27/05 09:11	0.03		
01/03/06 08:07	0.05		
01/10/06 08:04	< 0.02	< 0.05	< 0.05
01/17/06 08:04	< 0.02		
01/24/06 08:09	< 0.02		
01/29/06 12:12	0.10	0.40	0.13
01/30/06 08:05	0.12	0.32	0.17
01/31/06 08:10	0.07	0.16	0.10
02/07/06 07:57	< 0.02	< 0.05	< 0.05
02/14/06 08:12	< 0.02		
02/21/06 08:05	< 0.02		
02/28/06 08:00	< 0.02		
03/07/06 08:31	< 0.02		
03/13/06 09:18	0.05	1.32	0.09
03/13/06 15:51	0.12	1.31	0.14
03/14/06 08:15	0.07	0.27	0.10
03/21/06 09:50	< 0.02	< 0.05	< 0.05

**Table E3. (Continued)**

<i>Date/Time (CST)</i>	<i>oPO<sub>4</sub>-P (mg/L)</i>	<i>Total P (mg/L)</i>	<i>Total Dissolved P (mg/L)</i>
03/28/06 14:13	< 0.02		
04/02/06 20:00	0.08 *	0.48	0.08
04/03/06 15:35	0.19	0.60	0.18
04/04/06 14:55	0.06	0.15	0.06
04/06/06 11:45	0.06	2.46	0.11
04/06/06 19:35	0.09	1.03	0.14
04/07/06 05:41	0.09	1.38	0.14
04/11/06 06:57	0.04	0.14	0.10
04/18/06 07:22	0.03	0.14	0.10
04/25/06 07:24	< 0.02		
04/30/06 20:45	0.05 *	1.21	0.07
05/01/06 08:40	0.10	0.89	0.12
05/02/06 07:10	0.06	0.28	0.08
05/10/06 07:37	< 0.02	< 0.05	< 0.05
05/15/06 08:44	< 0.02 *		
05/23/06 07:19	< 0.02	0.11	< 0.05
05/30/06 08:13	0.05		
06/06/06 07:27	0.03		
06/13/06 07:05	0.04		
06/19/06 09:32	0.04	0.08	0.05
06/27/06 17:01	0.06		
07/05/06 08:19	0.07		
07/11/06 07:17	0.02		
07/18/06 07:15	< 0.02		
07/25/06 07:15	0.05	0.16	0.08
08/01/06 09:49	0.05		
08/08/06 08:36	0.04		
08/15/06 14:43	0.05		
08/23/06 12:23	0.03	0.08	0.06
08/29/06 06:54	0.07		
09/05/06 08:11	0.10		
09/11/06 09:43	0.09		
09/19/06 07:04	0.05	0.12	0.08
09/26/06 06:59	0.04		
10/03/06 07:05	0.04		
10/11/06 07:11	0.09		
10/17/06 07:16	0.07	0.13	0.09
10/24/06 06:59	0.05		
10/31/06 08:16	0.04		
11/08/06 09:15	0.03		
11/14/06 08:12	0.04	0.09	< 0.05
11/20/06 09:25	0.02		
11/28/06 15:46	< 0.02		
12/06/06 08:31	0.05		
12/12/06 08:05	0.07		
12/18/06 09:11	0.04	0.08	0.05
12/27/06 07:56	0.03		
01/02/07 08:10	0.04		
01/04/07 20:15	0.10 *	0.61	0.11
01/05/07 10:45	0.22 *	0.55	0.24
01/05/07 15:37	0.17 *	0.37	0.16
01/09/07 08:10	0.02	0.10	< 0.05
01/17/07 08:14	0.03		
01/23/07 11:08	0.02		
01/30/07 08:23	< 0.02		
02/06/07 08:24	< 0.02	< 0.05	< 0.05
02/15/07 09:10	< 0.02		
02/21/07 07:55	0.10		
02/23/07 09:36	0.48 *	0.59	0.49
02/25/07 10:20	0.47	1.48	0.47
02/25/07 13:40	0.34	1.20	0.34
02/25/07 18:28	0.41	0.85	0.41
02/26/07 13:35	0.23	0.49	0.23
02/27/07 08:28	0.29	0.41	0.28
03/01/07 08:05	0.16	3.74	0.15
03/01/07 13:15	0.25	2.41	0.24
03/01/07 23:40	0.24	1.78	0.31

**Table E3. (Continued)**

<i>Date/Time (CST)</i>	<i>oPO<sub>4</sub>-P (mg/L)</i>	<i>Total P (mg/L)</i>	<i>Total Dissolved P (mg/L)</i>
03/02/07 12:07	0.20 *	0.72	0.19
03/06/07 08:10	0.06	0.14	0.08
03/13/07 06:59	0.05	0.13	0.06
03/20/07 08:45	< 0.02		
03/22/07 23:00	0.04 *	0.17	0.06
03/23/07 05:40	0.08 *	2.41	0.10
03/23/07 09:40	0.09 *	2.86	0.12
03/23/07 17:10	0.11 *	1.21	0.23
03/24/07 07:50	0.09	0.43	0.08
03/24/07 12:30	0.13	6.58	0.14
03/24/07 16:22	0.09	5.33	0.14
03/25/07 02:00	0.18	1.64	0.18
03/25/07 13:25	0.11	0.70	0.12
03/26/07 07:01	0.08	0.39	0.12
04/03/07 07:01	0.05	0.15	0.08
04/09/07 07:44	0.02		
04/17/07 07:12	< 0.02	0.07	< 0.05
04/24/07 07:24	< 0.02		
04/25/07 03:15	0.02	1.79	< 0.05
04/25/07 06:38	0.11	2.72	0.10
04/25/07 11:30	0.13	1.31	0.12
04/25/07 19:30	0.09	0.46	0.11
04/26/07 07:32	0.09	0.53	0.10
05/01/07 07:15	0.02	0.06	< 0.05
05/08/07 07:12	< 0.02		
05/15/07 07:23	0.02		
05/22/07 07:21	< 0.02	< 0.05	< 0.05
05/29/07 08:17	0.05		
06/05/07 07:25	0.05		
06/11/07 07:58	0.04		
06/19/07 11:34	0.06	0.14	0.07
06/23/07 10:07	0.15	1.20	0.15
06/24/07 10:45	0.13	0.34	0.13
06/26/07 07:11	0.08	0.17	0.07
07/02/07 13:40	0.05 *		
07/10/07 07:18	0.06		
07/16/07 08:05	< 0.02		
07/17/07 10:12	< 0.02	0.07	< 0.05
07/19/07 07:45	0.11	0.31	0.12
07/19/07 11:04	0.13	1.02	0.14
07/19/07 15:58	0.14	1.04	0.15
07/24/07 07:15	0.08	0.20	0.08
07/31/07 07:07	0.03		
08/07/07 07:04	0.02		
08/14/07 07:15	0.07		
08/21/07 07:04	0.09	0.23	0.10
08/24/07 00:30	0.15 *	0.76	0.15
08/24/07 06:40	0.15 *	1.89	0.17
08/24/07 09:45	0.21 *	2.00	0.24
08/24/07 18:31	0.35 *	1.11	0.40
08/28/07 07:19	0.09	0.26	0.15
09/05/07 07:10	0.04		
09/11/07 07:06	0.04		
09/19/07 06:55	0.03	0.07	< 0.05
09/25/07 07:00	0.04		
10/01/07 08:08	0.04		
10/10/07 06:45	0.04		
10/16/07 07:00	0.04	0.09	0.06
10/23/07 07:11	0.06		
10/30/07 07:10	0.05		
11/06/07 08:05	0.04		
11/13/07 09:00	0.03	0.06	0.11
11/19/07 09:05	0.02		
11/27/07 08:09	0.02		
12/04/07 12:33	0.02 *		
12/11/07 13:08	0.01 *	< 0.05	< 0.05
12/18/07 14:30	0.02		

**Table E3. (Continued)**

<i>Date/Time (CST)</i>	<i>oPO<sub>4</sub>-P (mg/L)</i>	<i>Total P (mg/L)</i>	<i>Total Dissolved P (mg/L)</i>
12/26/07 16:10	0.03		
01/02/08 09:07	0.01		
01/08/08 00:15	0.08	0.15 *	0.10 *
01/08/08 16:22	0.12	0.48 *	0.15 *
01/09/08 08:32	0.13	0.33 *	0.16 *
01/15/08 08:18	0.03	0.07 *	< 0.05 *
01/22/08 09:39	0.02		
01/29/08 08:02	0.02		
02/05/08 08:08	0.30	0.57 *	0.32 *
02/05/08 12:04	0.47	0.66 *	0.48 *
02/05/08 17:15	0.58	0.76	0.59
02/06/08 08:12	0.65	1.14	0.69
02/06/08 13:20	0.69	0.96	0.71
02/07/08 11:18	0.44	0.49	0.41
02/13/08 09:14	0.07	0.13	0.07
02/17/08 09:41	0.33	2.18	0.33
02/17/08 17:45	0.26	1.59	0.23
02/17/08 21:55	0.34	1.41	0.32
02/18/08 11:30	0.23	0.49	0.23
02/19/08 08:24	0.20	0.28	0.18
02/25/08 09:12	0.29	0.41	0.31
03/03/08 09:13	0.30	2.32	0.29
03/03/08 15:16	0.36	1.70	0.36
03/04/08 08:16	0.25	0.44	0.22
03/11/08 07:15	0.06	0.12	0.06
03/17/08 20:45	0.05	0.20	< 0.05
03/18/08 07:19	0.06	0.25	0.06
03/24/08 08:19	0.02	0.05	< 0.05
04/01/08 07:29	0.01		
04/07/08 08:21	< 0.01		
04/10/08 12:00	0.08 *	1.11	0.09
04/11/08 07:10	0.12 *	1.34	0.15
04/11/08 11:40	0.13 *	0.80	0.13
04/15/08 07:18	0.05	0.15	0.06
04/22/08 07:14	0.02		
04/29/08 07:21	< 0.01		
05/06/08 07:22	0.02 *		
05/11/08 12:00	0.54	1.55 *	0.18 *
05/12/08 08:15	0.11	0.37	0.11
05/13/08 07:22	0.07	0.20	0.07
05/20/08 07:22	0.02	< 0.05	< 0.05
05/27/08 08:34	0.04	0.14	0.16
06/03/08 07:17	0.03		
06/03/08 12:35	0.09	1.11	0.10
06/03/08 20:16	0.10	0.79	0.10
06/04/08 06:50	0.12	2.55	0.10
06/04/08 13:44	0.13	1.01	0.13
06/05/08 07:05	0.08	0.26	0.11
06/09/08 09:15	0.07	0.32	0.09
06/10/08 05:47	0.07	0.20	0.06
06/13/08 02:23	0.07 *	0.19	0.06
06/13/08 05:55	0.15 *	3.19	0.16
06/13/08 10:20	0.17 *	1.92	0.20
06/13/08 17:55	0.15 *	0.73	0.14
06/17/08 07:15	0.07	0.16	0.06
06/24/08 07:04	0.05		
07/01/08 07:19	0.08		
07/08/08 10:02	0.10	0.65	0.11
07/09/08 07:16	0.18	0.50	0.19
07/15/08 08:24	0.08	0.23	0.09
07/22/08 12:01	0.06		
07/29/08 07:17	0.04 *		
08/04/08 07:13	0.05		
08/12/08 07:15	0.01		
08/20/08 06:35	< 0.01 *	0.06	< 0.05
08/26/08 07:20	0.02		
09/02/08 08:22	0.03		

**Table E3. (Continued)**

<i>Date/Time (CST)</i>	<i>oPO<sub>4</sub>-P (mg/L)</i>	<i>Total P (mg/L)</i>	<i>Total Dissolved P (mg/L)</i>
09/04/08 12:45	0.08	0.25	0.08
09/05/08 03:45	0.22	0.49	0.18
09/10/08 07:24	0.16	0.33	0.16
09/13/08 00:45	0.11	4.01	0.12
09/13/08 06:20	0.12	2.31	0.14
09/13/08 15:15	0.16	2.36	0.16
09/14/08 09:15	0.26	1.22	0.24
09/14/08 19:22	0.21 *	0.87 *	0.20 *
09/15/08 09:10	0.15	0.46 *	0.14 *
09/16/08 07:21	0.10	0.29 *	0.10 *
09/23/08 07:23	0.06	0.11	< 0.05
10/01/08 07:15	0.03		
10/06/08 08:17	0.02		
10/14/08 07:15	0.04		
10/21/08 07:25	0.02	0.06	0.05
10/28/08 07:30	0.03		
11/04/08 08:30	0.02		
11/10/08 09:36	0.02		
11/18/08 08:19	0.02	0.10	< 0.05
11/24/08 09:24	0.01		
12/02/08 08:19	0.01		
12/09/08 08:10	0.01		
12/16/08 16:41	0.03	0.07	< 0.05
12/22/08 08:10	0.02		
12/27/08 11:04	0.29 *	2.10	0.32
12/27/08 20:55	0.19 *	2.39	0.20
12/28/08 08:40	0.18 *	0.91	0.17
12/29/08 06:34	0.12	0.41	0.11
01/06/09 08:21	0.04 *	0.07	< 0.05
01/13/09 08:21	0.03		
01/20/09 09:46	0.03	< 0.05	< 0.05
01/27/09 15:18	0.02		
02/03/09 08:17	0.02		
02/10/09 08:20	0.04		
02/11/09 08:03	0.06	0.36	0.07
02/11/09 12:27	0.08	1.55	0.08
02/11/09 16:45	0.09	2.82	0.10
02/12/09 10:45	0.10	0.55	0.11
02/17/09 08:25	0.03	0.07	< 0.05
02/25/09 08:16	0.03		
03/03/09 08:14	0.04		
03/07/09 23:45	0.04 *	0.24	< 0.05
03/08/09 03:54	0.08 *	6.36	0.08
03/08/09 10:04	0.15 *	3.32	0.12
03/08/09 21:10	0.13 *	2.64	0.13
03/09/09 07:15	0.10 *	1.11	0.11
03/10/09 07:12	0.12 *	2.49	0.11
03/10/09 18:16	0.14 *	1.22	0.11
03/11/09 07:15	0.09	0.65	0.07
03/11/09 16:41	0.08	0.49	0.07
03/12/09 11:35	0.07	0.32	< 0.05
03/16/09 08:26	0.04	0.16	0.05
03/24/09 07:27	0.02		
03/30/09 08:23	0.07		
04/07/09 06:30	0.02		
04/13/09 09:24	0.03 *	1.17	0.09
04/13/09 21:45	0.06 *	0.48	0.09
04/14/09 07:53	0.06	0.23	0.07
04/19/09 16:30	0.03	0.47	0.06
04/20/09 07:27	0.07	0.50	0.08
04/27/09 20:15	0.08 *	1.59	0.10
04/28/09 07:10	0.11	0.75	0.12
04/28/09 20:50	0.05	0.24	0.07
04/30/09 04:30	0.08	3.21	0.11
04/30/09 07:20	0.06	4.36	0.09
04/30/09 12:36	0.08	2.34	0.13
04/30/09 19:00	0.07 *	1.10	0.08

**Table E3. (Continued)**

<i>Date/Time (CST)</i>	<i>oPO<sub>4</sub>-P (mg/L)</i>	<i>Total P (mg/L)</i>	<i>Total Dissolved P (mg/L)</i>
05/01/09 04:57	0.06 *	0.59	0.05
05/05/09 07:19	0.03	0.07	< 0.05
05/12/09 07:36	0.02		
05/13/09 12:00	0.05	0.95	< 0.05
05/13/09 21:58	0.11	2.78	0.10
05/14/09 07:24	0.13	1.44	0.15
05/14/09 22:12	0.09	0.37	0.07
05/15/09 12:09	0.08 *	3.41	0.10
05/15/09 17:25	0.09 *	1.89	0.11
05/16/09 12:47	0.09	0.97	0.11
05/17/09 11:26	0.06	0.38	0.09
05/19/09 07:23	0.05	0.18	0.06
05/26/09 08:30	0.03	0.06	< 0.05
06/01/09 21:15	0.25	2.40	0.26
06/02/09 06:55	0.10	1.48	0.12
06/09/09 07:00	0.04	0.16	0.07
06/17/09 06:32	0.04		
06/22/09 08:20	0.06	1.09 *	0.07 *
06/27/09 23:30	0.06 *	1.92	0.10
06/28/09 08:55	0.08 *	1.51	0.12
06/29/09 07:00	0.06	0.21	0.08
07/07/09 07:08	0.05 *	0.13	0.06
07/14/09 07:04	0.04		
07/20/09 07:03	0.05	0.09	0.06
07/27/09 07:01	0.06		
08/04/09 07:01	0.02		
08/11/09 07:08	0.06		
08/18/09 14:40	0.08	0.15 *	0.09 *
08/25/09 07:12	0.04		
09/02/09 07:12	0.03		
09/09/09 06:51	0.02		
09/15/09 06:10	0.03	0.09	< 0.05
09/21/09 14:51	0.06		
09/28/09 05:49	0.06		
10/06/09 07:20	0.04		
10/13/09 07:20	0.03	0.05	< 0.05
10/19/09 07:25	0.02		
10/22/09 21:15	0.10 *	0.53	0.09
10/23/09 08:35	0.18 *	0.63	0.18
10/23/09 18:25	0.16 *	0.42	0.17
10/26/09 09:05	0.17	0.47	0.14
10/27/09 07:38	0.12	0.18	0.09
10/29/09 19:15	0.09 *	0.34	0.07
10/30/09 06:05	0.17 *	1.65	0.17
10/30/09 12:32	0.20 *	1.12	0.20
10/31/09 06:47	0.10	0.32	0.10
11/03/09 08:17	0.06	0.12	0.06
11/10/09 08:22	0.04		
11/17/09 08:24	0.02	0.07	< 0.05
11/17/09 17:50	0.10	0.61	0.11
11/18/09 08:08	0.11	0.27	0.11
11/24/09 06:34	0.02	0.07	< 0.05
12/01/09 07:47	0.03		
12/08/09 08:26	0.02		
12/15/09 07:40	0.03	0.06	< 0.05
12/21/09 07:17	0.02		
12/24/09 07:04	0.20 *	0.73	0.22
12/29/09 17:53	0.05	0.16 *	0.06 *
01/05/10 07:40	0.04 *	0.07	< 0.05
01/12/10 07:44	0.03		
01/20/10 08:21	0.03		
01/24/10 11:24	0.16	2.01	0.17
01/24/10 16:03	0.16	1.64	0.16
01/25/10 08:15	0.13	0.61	0.13
01/26/10 08:27	0.09	0.27	0.10
02/02/10 07:40	0.04	0.09	< 0.05
02/09/10 07:45	0.03	0.05	< 0.05



**Table E3. (Continued)**

<i>Date/Time (CST)</i>	<i>oPO<sub>4</sub>-P (mg/L)</i>	<i>Total P (mg/L)</i>	<i>Total Dissolved P (mg/L)</i>
02/16/10 07:50	0.03		
02/23/10 07:45	0.03		
03/02/10 07:31	0.03		
03/09/10 07:25	0.08	0.23	0.09
03/10/10 10:04	0.11	1.20	0.12
03/11/10 08:20	0.07	0.35	0.08
03/13/10 12:00	0.12	2.56	0.15
03/14/10 08:30	0.10	0.65	0.12
03/15/10 07:28	0.06	0.34	0.08
03/16/10 06:46	0.06	0.23	0.07
03/24/10 07:14	0.02	0.11	< 0.05
03/30/10 06:32	0.02		
04/06/10 06:56	0.02		
04/07/10 12:00	0.03	0.27	< 0.05
04/08/10 09:50	0.03	0.09	< 0.05
04/13/10 06:40	0.01	< 0.05	< 0.05
04/21/10 06:58	< 0.00		
04/24/10 22:00	0.02 *	1.31	< 0.05
04/25/10 11:45	0.11	1.01	0.12
04/25/10 17:45	0.10	0.65	0.12
04/26/10 08:47	0.07	0.33	0.08
04/27/10 06:41	0.06	0.19	0.06
05/04/10 06:35	0.04	0.08	< 0.05
05/07/10 06:30	0.06 *	1.56	0.06
05/07/10 10:01	0.10 *	3.24	0.11
05/07/10 14:17	0.11 *	1.57	0.12
05/08/10 15:31	0.07	0.25	< 0.05
05/10/10 23:45	0.05	0.36	< 0.05
05/11/10 05:48	0.10	1.87	0.09
05/11/10 15:27	0.10	0.52	0.09
05/12/10 10:22	0.06	0.21	0.06
05/13/10 03:36	0.07	4.89	0.08
05/13/10 09:04	0.06	3.26	0.05
05/13/10 19:26	0.07	1.49	0.08
05/14/10 07:22	0.07 *	0.63	0.07
05/18/10 06:30	0.06	0.19	0.06
05/25/10 06:42	0.05	0.10	< 0.05
06/02/10 01:10	0.08	3.23	0.11
06/02/10 04:01	0.06	4.33 *	0.10 *
06/02/10 08:30	0.08	1.97 *	0.14 *
06/02/10 20:00	0.07	0.74	0.07
06/03/10 13:50	0.07	0.43	0.07
06/08/10 06:45	0.06	0.13	0.05
06/13/10 16:41	0.09	2.57	0.11
06/14/10 10:00	0.11	1.08	0.13
06/14/10 15:55	0.11	0.92	0.14
06/15/10 06:01	0.12	0.80	0.14
06/18/10 22:00	0.09 *	2.57	0.11
06/19/10 09:25	0.11	1.38	0.15
06/20/10 06:02	0.09	0.95	0.10
06/21/10 13:39	0.08	0.26	0.07
06/29/10 05:18	0.07	0.17	0.07
07/07/10 14:00	0.06		
07/12/10 06:28	0.05	0.13	0.06
07/20/10 05:52	0.06		
07/27/10 06:42	0.07		
08/03/10 08:24	0.03		
08/10/10 08:10	0.04		
08/17/10 05:20	0.03	0.12	< 0.05
08/20/10 13:45	0.09 *	0.72	0.13
08/20/10 16:37	0.04 *	4.53	0.06
08/21/10 09:17	0.08	0.68	0.09
08/24/10 04:16	0.06	0.16 *	0.09 *
08/30/10 10:58	0.03		
09/07/10 07:19	0.06		
09/14/10 05:03	0.02	0.06	< 0.05
09/21/10 08:28	0.07		

**Table E3. (Continued)**

<i>Date/Time (CST)</i>	<i>oPO<sub>4</sub>-P (mg/L)</i>	<i>Total P (mg/L)</i>	<i>Total Dissolved P (mg/L)</i>
09/28/10 08:06	0.04		
10/05/10 08:08	0.02		
10/12/10 14:20	0.01		
10/19/10 08:37	0.01	0.05	< 0.05
10/26/10 06:15	0.12	0.66	0.12
10/26/10 08:38	0.16	0.64	0.18
10/27/10 11:35	0.11	0.24	0.12
11/02/10 08:03	0.03	0.07	< 0.05
11/09/10 09:09	0.01		
11/16/10 09:04	0.01	< 0.05	< 0.05
11/22/10 08:53	0.01		
11/29/10 09:18	0.08		
12/07/10 09:25	0.01		
12/14/10 09:40	0.01	< 0.05	< 0.05
12/21/10 08:58	0.01		
12/28/10 08:13	0.01		
12/31/10 13:28	0.33 *	1.20	0.38
01/04/11 08:50	0.05	0.07	< 0.05
01/11/11 06:31	0.02	< 0.05	< 0.05
01/19/11 08:32	0.02		
01/24/11 09:32	0.02		
01/31/11 08:09	0.02		
02/09/11 09:10	0.02		
02/15/11 08:39	0.27	0.42	0.28
02/17/11 09:35	0.27	0.94	0.30
02/21/11 08:15	0.12	0.60	0.12
02/22/11 08:32	0.09	0.26	0.10
02/28/11 08:45	0.09	0.48	0.09
03/01/11 09:00	0.05	0.18	< 0.05
03/07/11 09:20	0.03	0.06	< 0.05
03/15/11 08:20	0.02	< 0.05	< 0.05
03/22/11 08:06	0.02		
03/29/11 08:19	0.01		
04/05/11 08:31	0.01		
04/12/11 08:04	0.01	< 0.05	< 0.05
04/16/11 01:45	0.04	0.41	< 0.05
04/16/11 12:15	0.04 *	0.21	0.05
04/19/11 08:47	0.02	0.21	< 0.05
04/19/11 13:12	0.10	1.34	0.12
04/20/11 14:38	0.06	0.29	0.06
04/21/11 08:20	0.04	0.14	0.05
04/22/11 12:56	0.11 *	2.63	0.13
04/25/11 08:44	0.05	0.17	0.06
05/03/11 08:32	0.03	< 0.05	< 0.05
05/10/11 08:31	0.01		
05/17/11 08:28	0.04	0.09	< 0.05
05/24/11 14:47	0.03		
05/25/11 06:19	0.10	5.38	0.10
05/25/11 12:00	0.09	1.70	0.11
05/25/11 17:27	0.09	1.26	0.10
05/25/11 20:00	0.08	4.11	0.07 *
05/26/11 06:12	0.12	1.93	0.09
05/26/11 19:35	0.10	1.04	0.14
05/27/11 06:54	0.09	0.57	0.10
05/31/11 08:45	0.08	0.26	0.08
06/05/11 10:25	0.06	0.26	0.07
06/05/11 13:08	0.08	1.72	0.08
06/06/11 10:56	0.08	0.26	0.09
06/07/11 07:40	0.08	0.17	0.09
06/14/11 08:43	0.06	0.07	< 0.05
06/15/11 10:38	0.11	2.22	0.13
06/15/11 16:35	0.12	0.83	0.12
06/16/11 08:51	0.08	0.35	0.06
06/21/11 08:16	0.10	0.32	0.10
06/27/11 12:22	0.10	0.41	0.10
06/28/11 08:15	0.08	0.13	0.08
07/05/11 08:38	0.06		

**Table E3. (Concluded)**

<i>Date/Time (CST)</i>	<i>oPO<sub>4</sub>-P (mg/L)</i>	<i>Total P (mg/L)</i>	<i>Total Dissolved P (mg/L)</i>
07/12/11 08:28	0.03	0.05	< 0.05
07/19/11 08:43	0.04		
07/26/11 08:38	0.05		
08/01/11 08:28	0.06		
08/09/11 08:19	0.03		
08/15/11 09:00	0.03	< 0.05	< 0.05
08/22/11 09:08	0.05		
08/30/11 09:27	0.03		
09/06/11 08:43	0.04		
09/13/11 08:35	0.03	0.07	< 0.05
09/20/11 08:31	0.02		
09/27/11 09:12	0.05		

**Table E4. Phosphorous Concentrations for North Creek (Station 302)**

<i>Date/Time (CST)</i>	<i>oPO<sub>4</sub>-P (mg/L)</i>	<i>Total P (mg/L)</i>	<i>Total Dissolved P (mg/L)</i>
10/22/99 14:05	0.04 *		
11/10/99 15:37	0.05		
12/02/99 11:09	0.04		
12/15/99 12:09	0.07		
12/27/99 12:16	< 0.03		
01/12/00 11:50	< 0.03		
01/25/00 11:35	0.03		
02/08/00 11:50	0.03		
02/22/00 11:29	0.07		
03/07/00 13:05	< 0.06		
03/14/00 11:50	< 0.06		
03/22/00 12:00	< 0.06		
03/28/00 11:38	< 0.06	< 0.08 *	< 0.08 *
04/04/00 10:24	< 0.06		
04/11/00 10:13	< 0.06		
04/18/00 10:58	< 0.06		
04/20/00 10:15	0.12	1.76	< 0.08
04/25/00 11:19	0.07	0.08	< 0.08
05/02/00 10:22	< 0.06		
05/10/00 09:30	0.06		
05/16/00 09:22	< 0.06		
05/23/00 09:53	< 0.06	< 0.08	< 0.08
05/30/00 10:19	0.06		
05/31/00 13:04	0.13	1.89	0.12
06/06/00 09:57	0.06		
06/14/00 10:24	0.15		
06/20/00 09:02	0.06		
06/24/00 16:22	0.08 *	2.45	0.17
06/25/00 08:49	0.10	0.46	0.18
06/26/00 10:02	0.07 *	0.22	0.22
07/05/00 08:13	0.12		
07/11/00 08:44	0.07		
07/18/00 10:42	0.07		
07/25/00 09:40	< 0.06	< 0.08	0.08
08/01/00 09:30	< 0.06		
08/08/00 09:14	< 0.06 *		
08/15/00 09:49	< 0.06		
08/22/00 09:29	< 0.06		
08/29/00 12:19	< 0.06	0.08 *	< 0.08 *
09/05/00 10:27	< 0.06		
09/12/00 09:20	< 0.06 *		
09/19/00 09:05	< 0.06		
09/26/00 09:37	0.14 *	0.27	0.17
10/03/00 09:03	< 0.06 *		
10/10/00 09:35	< 0.06		
10/18/00 09:24	< 0.06		
10/24/00 09:26	< 0.06	0.09	< 0.08
10/31/00 10:34	0.02		
11/06/00 09:43	0.04 *		
11/14/00 08:59	< 0.02		
11/20/00 10:57	< 0.02		
11/28/00 11:06	< 0.02	< 0.08	< 0.08
12/05/00 10:39	< 0.02		
12/12/00 11:44	< 0.02		
12/19/00 10:57	< 0.02	< 0.08	< 0.08
12/26/00 10:59	< 0.02		
01/02/01 11:08	< 0.02 *		
01/09/01 10:16	0.02 *		
01/16/01 10:37	0.09	0.18	0.12
01/23/01 10:03	0.02		
01/30/01 00:34	0.25	0.63	0.28
01/30/01 09:38	0.30	0.51	0.25
02/06/01 10:05	0.04		
02/08/01 22:25	0.10 *	1.89	0.17
02/09/01 12:06	0.19 *	2.02	0.24
02/09/01 15:16	0.20 *	1.61	0.28
02/10/01 10:30	0.13 *	0.31	0.17

**Table E4. (Continued)**

<i>Date/Time (CST)</i>	<i>oPO<sub>4</sub>-P (mg/L)</i>	<i>Total P (mg/L)</i>	<i>Total Dissolved P (mg/L)</i>
02/13/01 10:39	0.07 *		
02/20/01 11:03	0.06	0.17	0.08
02/24/01 23:10	0.39	1.63	0.43
02/27/01 09:57	0.09		
03/06/01 10:08	0.03		
03/13/01 10:16	0.04		
03/20/01 11:29	0.04	0.10	0.06
03/26/01 10:41	0.02		
04/03/01 09:16	0.02		
04/10/01 09:47	< 0.02		
04/17/01 09:12	0.03	0.06	< 0.03
04/24/01 12:04	< 0.02		
05/01/01 10:50	< 0.02		
05/08/01 09:49	0.02		
05/15/01 10:09	0.03	0.07 *	0.04 *
05/22/01 07:46	0.06		
05/30/01 08:08	0.04		
06/05/01 14:19	0.07	1.17	0.05
06/12/01 07:44	0.04		
06/19/01 09:42	0.04		
06/26/01 08:54	0.06	0.11	0.08
07/02/01 09:50	0.03		
07/10/01 09:28	0.05		
07/17/01 08:45	0.03		
07/24/01 09:35	0.06	0.16	< 0.09
07/31/01 09:06	0.04		
08/07/01 09:03	0.02		
08/14/01 09:05	0.02 *		
08/21/01 09:27	0.02	0.12	< 0.09
08/28/01 08:47	0.03		
09/04/01 10:04	0.02		
09/11/01 09:53	0.05		
09/18/01 09:48	0.01	0.09	< 0.09
09/25/01 09:53	0.11		
10/02/01 09:39	0.03		
10/09/01 08:38	0.04		
10/16/01 09:40	0.06	0.11	< 0.09
10/23/01 09:49	0.15		
10/30/01 10:48	0.03		
11/06/01 10:57	0.02		
11/13/01 10:26	0.02	< 0.09	< 0.09
11/20/01 10:44	0.02		
11/27/01 10:28	0.03		
12/04/01 10:30	0.01		
12/11/01 10:09	< 0.01		
12/19/01 12:18	< 0.01	< 0.09	< 0.09
12/26/01 11:32	0.01		
01/02/02 11:21	0.01		
01/08/02 10:50	< 0.02 *		
01/15/02 12:50	< 0.02		
01/22/02 09:12	< 0.02	< 0.05	< 0.05
01/29/02 13:05	< 0.02		
02/05/02 14:38	< 0.02		
02/13/02 09:19	0.02		
02/19/02 09:15	0.02	0.06	< 0.05
02/26/02 09:45	< 0.02		
03/05/02 11:21	< 0.02		
03/12/02 10:15	< 0.02		
03/19/02 10:25	< 0.02	< 0.05	< 0.05
03/26/02 10:39	< 0.02		
04/02/02 10:32	< 0.02		
04/08/02 17:30	0.06 *	2.05	0.07
04/09/02 10:13	0.09	0.50	0.11
04/16/02 09:57	< 0.02	0.06	< 0.05
04/23/02 09:49	< 0.02	< 0.05	< 0.05
04/30/02 09:30	0.02		
05/07/02 10:09	< 0.02		

**Table E4. (Continued)**

<i>Date/Time (CST)</i>	<i>oPO<sub>4</sub>-P (mg/L)</i>	<i>Total P (mg/L)</i>	<i>Total Dissolved P (mg/L)</i>
05/11/02 11:10	0.04 *	4.76	0.14
05/11/02 22:55	0.04 *	5.00	0.06
05/12/02 07:35	0.15	1.48	0.19
05/12/02 11:52	0.13	1.08	0.16
05/13/02 08:37	0.09	0.38	0.07
05/14/02 10:15	0.07	0.22	0.08
05/21/02 11:10	< 0.02	0.06	< 0.05
05/28/02 10:26	0.03		
06/04/02 09:35	0.04		
06/04/02 16:46	0.07	4.34	0.09
06/04/02 19:28	0.10	2.80	0.13
06/04/02 23:20	0.12	1.08	0.15
06/05/02 12:42	0.07	0.22	0.08
06/11/02 08:14	0.09	2.41	0.09
06/12/02 21:00	0.10	6.64	0.12
06/12/02 23:25	0.07	4.03	0.09
06/13/02 04:55	0.07	5.11	0.09
06/13/02 12:00	0.11	1.43	0.12
06/13/02 14:15	0.10	0.95	0.14
06/14/02 07:15	0.08	0.39	0.07
06/18/02 10:07	0.05	0.09	0.05
06/25/02 09:36	0.04		
07/01/02 09:42	0.06		
07/09/02 07:23	0.06		
07/15/02 08:43	0.08 *		
07/23/02 09:25	0.10	0.16	0.12
07/30/02 09:13	0.08		
08/06/02 09:25	0.08		
08/12/02 09:52	0.03		
08/20/02 10:02	0.08 *	0.34	0.10
08/23/02 00:45	0.09	3.14	0.09
08/23/02 01:42	0.09	4.11	0.09
08/23/02 05:10	0.13	2.71	0.14
08/23/02 09:40	0.22	1.38	0.25
08/27/02 10:35	0.08	0.12	0.08
09/03/02 09:35	0.04		
09/10/02 09:11	0.04		
09/16/02 10:02	0.02	0.04	< 0.04
09/23/02 10:10	0.03		
10/01/02 08:52	0.02		
10/08/02 08:55	0.04		
10/15/02 10:07	0.02 *	0.05	< 0.04
10/21/02 09:00	0.02		
10/28/02 10:53	0.03		
11/06/02 10:08	0.02		
11/12/02 10:46	0.02	< 0.04	< 0.04
11/18/02 09:22	0.02		
11/25/02 10:57	0.01		
12/03/02 10:34	< 0.01		
12/10/02 12:56	0.01		
12/17/02 14:16	< 0.01	0.04	< 0.04
12/23/02 10:32	0.01		
12/30/02 10:17	0.01		
01/07/03 10:47	< 0.01	< 0.04	< 0.04
01/14/03 10:04	< 0.01		
01/21/03 10:50	< 0.01		
01/28/03 09:52	< 0.01		
02/05/03 10:19	< 0.01	0.07	< 0.04
02/10/03 10:30	< 0.01 *		
02/18/03 10:17	< 0.01		
02/25/03 10:21	0.12		
03/04/03 10:08	0.02		
03/10/03 09:20	0.03	0.08	< 0.04
03/18/03 10:16	0.05		
03/25/03 10:40	0.03		
04/01/03 09:42	< 0.01		
04/08/03 08:57	0.01		

**Table E4. (Continued)**

<i>Date/Time (CST)</i>	<i>oPO<sub>4</sub>-P (mg/L)</i>	<i>Total P (mg/L)</i>	<i>Total Dissolved P (mg/L)</i>
04/15/03 09:15	< 0.01	0.05	< 0.04
04/22/03 09:39	< 0.01		
04/29/03 09:00	0.01		
05/01/03 00:10	0.04	5.75	0.08
05/01/03 01:53	0.04	6.69	0.07
05/01/03 03:58	0.06	5.16	0.10
05/01/03 07:16	0.19	2.81	0.21
05/06/03 10:00	0.08	0.22	0.10
05/10/03 07:00	0.13 *	0.74	0.15
05/10/03 16:00	0.12 *	0.54	0.15
05/10/03 20:47	0.07 *	6.17	0.09
05/11/03 01:05	0.09	3.46	0.09
05/11/03 10:09	0.11	1.05	0.12
05/13/03 10:04	0.06	0.23	0.09
05/21/03 09:06	0.04		
05/27/03 09:30	< 0.03		
06/02/03 09:42	< 0.03		
06/10/03 09:43	< 0.03		
06/17/03 13:24	0.04	0.07	0.06
06/24/03 09:43	0.04		
07/01/03 09:01	0.06		
07/08/03 09:16	0.05		
07/15/03 09:35	0.04	0.08	0.06
07/22/03 09:09	0.06		
07/29/03 08:57	< 0.03		
08/05/03 09:15	< 0.03		
08/13/03 09:00	< 0.03		
08/19/03 09:21	< 0.03	0.09	< 0.03
08/26/03 11:16	< 0.03		
09/02/03 10:00	0.04		
09/09/03 15:14	< 0.03		
09/16/03 09:13	< 0.03	0.11	0.06
09/23/03 08:41	0.03		
09/30/03 09:18	< 0.03		
10/06/03 09:34	< 0.03		
10/14/03 09:30	0.11		
10/21/03 08:18	0.05	0.12	0.07
10/27/03 10:53	0.04		
11/04/03 10:51	0.06		
11/12/03 10:56	0.03		
11/17/03 10:28	< 0.03 *	0.06	0.04
11/24/03 10:29	0.05		
12/02/03 09:53	< 0.03		
12/08/03 14:25	< 0.03		
12/10/03 01:30	0.10	1.24	0.17
12/10/03 10:38	0.18	1.79	0.29
12/10/03 13:20	0.16	1.38	0.20
12/10/03 17:06	0.16	0.85	0.20
12/11/03 09:16	0.09	0.32	0.12
12/17/03 10:57	0.05	0.12	0.08
12/22/03 10:45	< 0.03		
12/29/03 10:30	0.06		
01/06/04 09:33	< 0.03		
01/13/04 10:44	< 0.03	0.04	< 0.03
01/20/04 10:59	< 0.03		
01/27/04 10:00	0.07		
02/02/04 11:02	< 0.03		
02/09/04 10:48	0.13		
02/17/04 11:03	< 0.03	0.09	0.07
02/24/04 11:03	0.05		
03/02/04 10:24	< 0.03		
03/09/04 10:17	< 0.03		
03/16/04 10:30	< 0.03	0.08	< 0.03
03/22/04 11:12	< 0.03		
03/29/04 10:12	< 0.04		
04/07/04 10:49	< 0.04		
04/13/04 09:25	< 0.04	< 0.05	< 0.05

**Table E4. (Continued)**

<i>Date/Time (CST)</i>	<i>oPO<sub>4</sub>-P (mg/L)</i>	<i>Total P (mg/L)</i>	<i>Total Dissolved P (mg/L)</i>
04/20/04 09:14	< 0.04		
04/27/04 08:41	< 0.04		
05/04/04 09:39	< 0.04		
05/11/04 08:50	< 0.04		
05/18/04 09:26	< 0.04	0.07	0.05
05/25/04 11:23	0.06		
05/30/04 15:43	0.06	0.39	0.07
05/30/04 17:10	0.07	1.17	0.11
05/30/04 20:40	0.07	1.10	0.12
05/31/04 10:30	0.08	0.33	0.10
06/01/04 09:48	0.08	0.21	0.12
06/08/04 09:14	0.04	0.08	0.06
06/16/04 09:13	0.09	0.17	0.12
06/22/04 13:26	0.04		
06/28/04 10:06	0.04 *		
07/06/04 09:33	0.05		
07/11/04 15:47	0.05 *	1.61	0.10
07/12/04 07:31	0.07	0.30	0.12
07/13/04 09:14	0.07	0.18	0.10
07/19/04 09:07	0.06	0.13	0.08
07/27/04 09:19	0.09		
08/03/04 08:49	< 0.04		
08/10/04 08:48	< 0.04		
08/17/04 09:05	< 0.04	0.06	< 0.05
08/24/04 09:23	< 0.04 *		
08/31/04 09:16	0.05		
09/08/04 09:00	< 0.04		
09/14/04 08:59	< 0.04	0.08	< 0.05
09/15/04 20:42	0.10	0.37	0.13
09/16/04 08:30	0.11	0.36	0.13
09/21/04 09:36	< 0.04	0.09	0.07
09/28/04 08:44	0.04 *		
10/05/04 09:25	< 0.04		
10/12/04 09:51	0.03		
10/19/04 09:54	0.04	0.09	0.07
10/26/04 08:04	0.11		
11/02/04 10:30	0.15 *	0.42	0.20
11/03/04 11:16	0.08	0.18	0.12
11/08/04 15:36	0.09	0.16	0.15
11/16/04 11:08	0.03	0.05	0.07
11/22/04 10:40	0.02		
11/30/04 10:55	0.06	0.11	0.08
12/06/04 05:15	0.08 *	0.61	0.10
12/07/04 08:07	0.10	0.47	0.11
12/07/04 11:13	0.13	0.72	0.13
12/07/04 14:21	0.18	1.28	0.17
12/07/04 22:31	0.19	0.51	0.19
12/08/04 12:05	0.08	0.22	0.11
12/14/04 10:10	0.03	0.09	0.05
12/21/04 10:01	0.04		
12/28/04 07:55	0.03		
01/03/05 17:36	0.20	2.49	0.20
01/03/05 23:45	0.26	1.04	0.28
01/04/05 10:40	0.12	0.37	0.14
01/11/05 10:11	0.04	0.10	0.06
01/12/05 18:04	0.26	1.05	0.25
01/12/05 19:40	0.18	3.98	0.17
01/12/05 22:30	0.14	3.80	0.16
01/13/05 06:45	0.19	1.24	0.18
01/13/05 11:55	0.16	0.78	0.16
01/19/05 10:28	0.06	0.14	0.06
01/25/05 09:43	0.03		
02/01/05 10:16	0.03		
02/08/05 09:54	0.06		
02/14/05 09:10	0.11	0.56	0.14
02/14/05 18:45	0.07	0.28	0.11
02/15/05 10:45	0.04	0.16	0.07



**Table E4. (Continued)**

<i>Date/Time (CST)</i>	<i>oPO<sub>4</sub>-P (mg/L)</i>	<i>Total P (mg/L)</i>	<i>Total Dissolved P (mg/L)</i>
02/22/05 10:24	0.03	0.07	0.05
03/01/05 09:50	< 0.02		
03/08/05 09:30	< 0.02		
03/15/05 10:15	< 0.02	0.05	0.04
03/22/05 09:07	< 0.02 *		
03/29/05 10:48	< 0.02		
04/05/05 08:33	< 0.02		
04/11/05 09:07	< 0.02	< 0.04	< 0.04
04/19/05 08:24	< 0.02		
04/22/05 08:35	0.05	0.33	0.05
04/26/05 07:39	< 0.02	< 0.04	< 0.04
05/03/05 07:53	< 0.02		
05/10/05 09:49	< 0.02		
05/17/05 08:20	< 0.02	0.08	< 0.04
05/24/05 09:21	0.03		
05/31/05 09:33	0.02		
06/07/05 08:37	0.05		
06/14/05 08:07	0.05	0.09	0.06
06/21/05 08:49	0.04		
06/28/05 08:23	0.04		
07/05/05 09:06	0.04		
07/12/05 11:51	< 0.02	0.11	0.07
07/19/05 08:39	< 0.02		
07/27/05 09:51	< 0.02		
08/02/05 09:24	< 0.02		
08/09/05 08:45	< 0.02		
08/16/05 08:37	0.03	0.11	0.08
08/23/05 07:22	< 0.02		
08/30/05 08:14	0.02		
09/06/05 09:18	< 0.02		
09/13/05 07:58	< 0.02	0.30	< 0.04
09/19/05 13:38	0.06	0.54	0.08
09/20/05 08:34	0.02	0.31	0.04
09/27/05 08:31	< 0.02	0.26	0.07
10/04/05 08:25	< 0.02		
10/11/05 08:54	< 0.02		
10/18/05 08:00	< 0.02	0.09	0.06
10/25/05 08:18	< 0.02		
11/01/05 09:08	< 0.02		
11/08/05 08:53	< 0.02		
11/15/05 09:43	< 0.02	< 0.05	< 0.05
11/21/05 09:57	< 0.02		
11/28/05 10:14	0.32		
12/06/05 09:33	0.03		
12/13/05 09:17	< 0.02	0.05	< 0.05
12/20/05 09:56	< 0.02		
12/27/05 10:06	0.02		
01/03/06 09:43	0.10		
01/10/06 09:03	0.04	0.08	< 0.05
01/17/06 09:30	0.18		
01/24/06 08:58	0.03		
01/29/06 12:30	0.18	0.49	0.20
01/30/06 09:04	0.17	0.37	0.20
01/31/06 09:27	0.11	0.19	0.13
02/07/06 09:37	< 0.02	0.07	< 0.05
02/14/06 09:14	0.02		
02/21/06 09:04	< 0.02		
02/28/06 09:40	< 0.02		
03/07/06 09:28	< 0.02		
03/13/06 09:41	0.08	2.90	0.10
03/13/06 16:08	0.11	0.60	0.14
03/14/06 09:47	0.08	0.16	0.10
03/21/06 11:03	0.06	0.31	0.10
03/28/06 13:03	< 0.02		
04/03/06 14:40	0.14	0.40	0.16
04/04/06 14:16	0.05	0.09	0.06
04/06/06 12:00	0.14	1.73	0.20

**Table E4. (Continued)**

<i>Date/Time (CST)</i>	<i>oPO<sub>4</sub>-P (mg/L)</i>	<i>Total P (mg/L)</i>	<i>Total Dissolved P (mg/L)</i>
04/06/06 19:01	0.13	0.73	0.18
04/07/06 06:07	0.15	0.90	0.18
04/11/06 07:37	0.05	0.11	0.06
04/18/06 08:14	0.06	0.11	0.11
04/25/06 08:25	< 0.02		
05/01/06 00:00	0.09	2.66	0.09
05/01/06 09:12	0.10	0.51	0.11
05/02/06 08:42	0.07	0.20	0.09
05/10/06 08:59	0.02	0.09	0.06
05/15/06 09:44	< 0.02 *		
05/23/06 08:35	< 0.02	0.05	< 0.05
05/30/06 09:10	0.03		
06/06/06 09:08	0.03		
06/13/06 08:16	0.02		
06/19/06 10:38	< 0.02	0.06	< 0.05
06/27/06 15:45	0.07		
07/05/06 09:26	0.04		
07/11/06 08:48	< 0.02		
07/18/06 08:28	< 0.02		
07/25/06 08:19	0.04	0.09	0.06
08/01/06 11:47	0.02		
08/08/06 11:32	0.02		
08/15/06 12:15	< 0.02		
08/23/06 10:42	< 0.02	0.06	< 0.05
08/29/06 09:00	0.04		
09/05/06 09:13	0.03		
09/11/06 08:48	0.05		
09/19/06 08:48	0.02	0.06	< 0.05
09/26/06 07:52	0.02		
10/03/06 08:30	0.02		
10/11/06 08:10	0.03		
10/17/06 08:23	0.54	0.64	0.56
10/24/06 08:36	0.05		
10/31/06 08:56	0.07		
11/08/06 10:18	0.04		
11/14/06 09:45	0.20	0.30	0.20
11/20/06 10:48	0.03		
11/28/06 15:03	< 0.02		
12/06/06 09:47	0.04		
12/12/06 08:42	0.12		
12/18/06 09:58	0.04	0.07	0.05
12/27/06 09:00	0.16		
01/02/07 09:47	0.03		
01/04/07 23:00	0.16 *	0.63	0.17
01/05/07 10:10	0.15 *	0.35	0.17
01/05/07 15:24	0.12 *	0.21	0.10
01/09/07 09:02	< 0.02	0.32	< 0.05
01/17/07 09:51	< 0.02		
01/23/07 11:35	< 0.02		
01/30/07 09:51	< 0.02		
02/06/07 09:21	< 0.02	< 0.05	< 0.05
02/15/07 10:15	< 0.02		
02/21/07 09:15	0.10		
02/23/07 10:14	0.42 *	0.53	0.42
02/25/07 10:40	0.35	0.92	0.36
02/25/07 14:10	0.48	0.81	0.67
02/25/07 18:55	0.46	0.67	0.47
02/26/07 12:50	0.24	0.36	0.24
02/27/07 09:42	0.25	0.34	0.27
03/01/07 08:40	0.24	1.76	0.23
03/01/07 11:50	0.27	1.43	0.27
03/02/07 00:06	0.32	1.29	0.31
03/02/07 11:30	0.21 *	0.48	0.19
03/06/07 09:05	0.08	0.16	0.09
03/13/07 08:15	0.06	0.13	0.08
03/20/07 09:31	< 0.02		
03/22/07 23:15	0.04 *	0.18	0.05

**Table E4. (Continued)**

<i>Date/Time (CST)</i>	<i>oPO<sub>4</sub>-P (mg/L)</i>	<i>Total P (mg/L)</i>	<i>Total Dissolved P (mg/L)</i>
03/23/07 06:05	0.10 *	4.38	0.11
03/23/07 09:10	0.12 *	2.24	0.13
03/23/07 16:46	0.13 *	0.83	0.14
03/24/07 08:30	0.09	0.34	0.08
03/24/07 11:30	0.07	4.70	0.08
03/24/07 16:45	0.14	2.98	0.20
03/25/07 02:30	0.17	0.83	0.20
03/25/07 12:41	0.11	0.45	0.14
03/26/07 08:34	0.07	0.27	0.08
04/03/07 08:28	0.05	0.13	0.07
04/09/07 08:43	0.03		
04/17/07 08:36	< 0.02	< 0.05	< 0.05
04/24/07 08:35	< 0.02		
04/25/07 02:45	0.07	2.08	0.09
04/25/07 07:17	0.13	1.80	0.17
04/25/07 11:10	0.16	0.73	0.15
04/25/07 21:15	0.07	0.26	0.08
04/26/07 08:10	0.10	0.67	0.11
05/01/07 07:56	< 0.02	< 0.05	< 0.05
05/08/07 08:38	< 0.02		
05/15/07 08:13	< 0.02		
05/22/07 08:46	< 0.02	< 0.05	< 0.05
05/29/07 09:24	0.04		
06/05/07 08:10	0.03		
06/11/07 08:52	0.03		
06/19/07 12:34	0.03	0.10	< 0.05
06/23/07 10:28	0.17	1.55	0.19
06/24/07 11:08	0.10	0.24	0.11
06/26/07 08:10	0.07	0.18	0.07
07/02/07 13:08	0.05 *		
07/10/07 08:05	0.07		
07/16/07 09:20	0.04		
07/17/07 10:53	0.03	0.21	< 0.05
07/17/07 14:34	0.05	0.36	0.05
07/19/07 07:23	0.09	0.79	0.09
07/19/07 10:47	0.11	1.28	0.12
07/19/07 15:38	0.17	1.42	0.19
07/24/07 07:58	0.11	0.21	0.12
07/31/07 07:52	0.04		
08/07/07 08:15	< 0.02		
08/14/07 08:34	0.27		
08/21/07 08:15	0.12	0.25	0.13
08/24/07 06:14	0.17 *	2.07	0.18
08/24/07 10:00	0.39 *	1.94	0.46
08/24/07 18:48	0.47 *	1.04	0.57
08/28/07 08:42	0.08	0.23	0.12
09/05/07 08:23	0.04		
09/11/07 08:18	0.04		
09/19/07 07:36	0.04	0.10	0.05
09/25/07 08:12	0.03		
10/01/07 09:23	0.04		
10/10/07 07:20	0.04		
10/16/07 08:22	< 0.02	0.11	< 0.05
10/23/07 08:28	0.04		
10/30/07 07:49	0.03		
11/06/07 09:33	0.03		
11/13/07 09:53	0.02	0.11	< 0.05
11/19/07 10:16	0.02		
11/27/07 09:27	0.03		
12/04/07 12:58	0.01 *		
12/11/07 13:35	0.02 *	< 0.05	< 0.05
12/18/07 14:54	0.02		
12/26/07 16:47	0.04		
01/02/08 10:11	0.01		
01/08/08 00:45	0.06	0.16 *	0.07 *
01/08/08 15:06	0.18	0.59 *	0.19 *
01/09/08 08:58	0.18	0.37 *	0.14 *

**Table E4. (Continued)**

<i>Date/Time (CST)</i>	<i>oPO<sub>4</sub>-P (mg/L)</i>	<i>Total P (mg/L)</i>	<i>Total Dissolved P (mg/L)</i>
01/15/08 09:47	0.02	0.05 *	< 0.05 *
01/22/08 10:36	0.01		
01/29/08 09:16	0.02		
02/05/08 08:41	0.72	0.90 *	0.72 *
02/05/08 12:40	0.90	1.05 *	0.87 *
02/05/08 17:39	0.88	1.06	0.90
02/06/08 08:40	0.86	1.18	0.87
02/07/08 10:23	0.36	0.41	0.33
02/13/08 10:42	0.09	0.14	0.10
02/17/08 10:12	0.44	1.70	0.45
02/17/08 20:43	0.46	1.27	0.41
02/18/08 11:07	0.32	0.56	0.29
02/19/08 09:18	0.29	0.35	0.23
02/25/08 10:04	0.62	0.77	0.61
03/03/08 09:54	0.38	2.80	0.36
03/03/08 15:00	0.48	1.24	0.46
03/04/08 09:45	0.27	0.43	0.25
03/11/08 08:55	0.06	0.12	< 0.05
03/17/08 20:06	0.05	0.16	< 0.05
03/18/08 08:56	0.05	0.24	< 0.05
03/24/08 09:05	< 0.01	< 0.05	< 0.05
04/01/08 09:10	0.02		
04/07/08 09:17	< 0.01		
04/10/08 12:00	0.06 *	2.63	0.08
04/11/08 07:55	0.17 *	0.76	0.17
04/11/08 11:55	0.14 *	0.60	0.16
04/15/08 08:12	0.04	0.13	< 0.05
04/22/08 09:05	0.07		
04/29/08 08:07	< 0.01		
05/06/08 08:50	< 0.01 *		
05/11/08 12:00	0.30	1.28	0.34
05/12/08 08:50	0.13	0.28	0.11
05/13/08 08:11	0.11	0.18	0.11
05/20/08 09:03	0.02	< 0.05	< 0.05
05/27/08 09:42	0.04	0.11	0.09
06/03/08 08:45	0.03	0.11	0.06
06/03/08 12:58	0.06	0.54	0.08
06/03/08 19:40	0.26	1.14	0.25
06/04/08 07:11	0.19	1.51	0.16
06/04/08 14:08	0.15	0.56	0.16
06/05/08 07:34	0.08	0.21	0.06
06/09/08 10:08	0.05	0.15	0.06
06/10/08 06:30	0.07	0.15	< 0.05
06/13/08 02:48	0.12 *	2.30	0.14
06/13/08 06:15	0.16 *	2.98	0.19
06/13/08 10:39	0.19 *	1.09	0.20
06/13/08 17:27	0.12 *	0.58	0.13
06/17/08 08:12	0.08	0.14	0.07
06/24/08 08:27	0.04		
07/01/08 08:36	0.06		
07/08/08 10:41	0.11	2.87	0.12
07/09/08 08:36	0.14	0.39	0.14
07/15/08 09:15	0.09	0.16	0.10
07/22/08 10:31	0.06		
07/29/08 07:59	0.03 *		
08/04/08 08:48	0.02		
08/12/08 08:00	0.02		
08/20/08 08:03	< 0.01 *	< 0.05	< 0.05
08/26/08 07:58	0.02		
09/02/08 09:54	< 0.01		
09/04/08 08:34	0.04	0.20	0.06
09/04/08 13:02	0.05	0.29	0.06
09/05/08 04:06	0.44	1.19	0.39
09/10/08 08:10	0.48	0.76	0.43
09/12/08 22:45	0.10 *	3.07	0.11
09/13/08 06:40	0.13	1.87	0.14
09/13/08 21:30	0.24	0.83	0.23

**Table E4. (Continued)**

<i>Date/Time (CST)</i>	<i>oPO<sub>4</sub>-P (mg/L)</i>	<i>Total P (mg/L)</i>	<i>Total Dissolved P (mg/L)</i>
09/14/08 10:01	0.32	0.91	0.30
09/14/08 19:07	0.27 *	0.59 *	0.24 *
09/15/08 10:45	0.14	0.32 *	0.14 *
09/16/08 08:13	0.12	0.22 *	0.10 *
09/23/08 09:11	0.06	0.09	< 0.05
10/01/08 08:01	0.03		
10/06/08 10:00	0.01		
10/14/08 08:02	0.04		
10/21/08 09:05	0.02	0.06	< 0.05
10/28/08 08:09	0.06		
11/04/08 09:48	0.02		
11/10/08 10:36	0.02		
11/18/08 09:50	0.02	0.06	< 0.05
11/24/08 10:21	0.01		
12/02/08 09:04	0.01		
12/09/08 09:03	0.03		
12/16/08 16:07	0.02	0.07	< 0.05
12/22/08 09:25	0.02		
12/27/08 11:38	0.31 *	1.82	0.34
12/27/08 20:36	0.26 *	1.54	0.29
12/28/08 09:24	0.21 *	0.67	0.19
12/29/08 06:57	0.12	0.32	0.13
01/06/09 09:09	0.04 *	0.08	< 0.05
01/13/09 08:56	0.03		
01/20/09 10:35	0.02	< 0.05	< 0.05
01/27/09 14:47	0.02		
02/03/09 09:17	0.02		
02/10/09 10:08	0.07		
02/11/09 08:24	0.07	0.55	0.07
02/11/09 12:10	0.07	0.90	0.08
02/11/09 16:58	0.14	2.46	0.14
02/12/09 10:19	0.10	0.39	0.10
02/17/09 09:01	0.02	0.09	< 0.05
02/25/09 09:32	0.03		
03/03/09 09:17	0.05		
03/07/09 23:15	0.05 *	0.55	< 0.05
03/08/09 04:21	0.10 *	5.16	0.08
03/08/09 09:46	0.19 *	2.17	0.19
03/08/09 12:00	0.08 *	4.64	0.10
03/08/09 21:33	0.16 *	1.68	0.17
03/09/09 08:13	0.12 *	0.70	0.11
03/10/09 07:33	0.17 *	1.54	0.15
03/10/09 18:35	0.18 *	0.80	0.15
03/11/09 07:45	0.12	0.43	0.10
03/11/09 16:21	0.09	0.35	0.08
03/12/09 11:03	0.08	0.24	0.06
03/16/09 09:24	0.05	0.14	0.07
03/24/09 09:05	0.02		
03/30/09 09:21	0.06		
04/07/09 07:11	< 0.01		
04/13/09 09:40	0.05 *	0.66	0.07
04/13/09 21:00	0.05 *	0.24	0.07
04/14/09 09:21	0.03	0.11	< 0.05
04/19/09 17:45	< 0.01	0.21	< 0.05
04/20/09 08:40	0.07	0.25	0.08
04/27/09 20:15	0.04 *	0.97	0.06
04/28/09 08:45	0.11	0.35	0.11
04/28/09 21:05	0.04	0.15	0.06
04/30/09 04:00	0.03	3.87	< 0.05
04/30/09 07:51	0.10	3.15	0.13
04/30/09 12:51	0.10	1.37	0.15
04/30/09 17:45	0.09 *	0.75	0.10
05/01/09 05:31	0.07 *	0.37	0.07
05/05/09 09:15	0.02	0.06	< 0.05
05/12/09 08:50	0.02		
05/13/09 11:15	0.04	2.15	0.06
05/13/09 22:32	0.12	2.67	0.14

**Table E4. (Continued)**

<i>Date/Time (CST)</i>	<i>oPO<sub>4</sub>-P (mg/L)</i>	<i>Total P (mg/L)</i>	<i>Total Dissolved P (mg/L)</i>
05/14/09 07:46	0.14	0.71	0.15
05/14/09 22:35	0.06	0.27	0.07
05/15/09 11:40	0.11 *	3.09	0.12
05/15/09 15:30	0.12 *	1.81	0.14
05/16/09 14:04	0.11	0.62	0.12
05/17/09 11:48	0.07	0.28	0.09
05/19/09 08:05	0.06	0.16	0.07
05/26/09 09:43	0.03	0.06	< 0.05
06/01/09 20:30	0.05	2.58	0.09
06/02/09 09:00	0.08	0.38	0.11
06/09/09 08:44	0.03	0.14	0.06
06/17/09 07:37	0.04		
06/22/09 09:36	0.12	1.01 *	0.13 *
06/27/09 22:00	0.08 *	0.95	0.11
06/28/09 09:41	0.13 *	0.47	0.14
06/29/09 08:45	0.06	0.19	0.08
07/07/09 08:03	0.04 *	0.12	0.05
07/14/09 08:40	0.05		
07/20/09 08:10	0.04	0.13	0.08
07/27/09 08:36	0.05		
08/04/09 08:06	0.02		
08/11/09 08:48	0.05		
08/18/09 13:48	0.06	0.12 *	0.07 *
08/25/09 07:58	0.04		
09/02/09 07:52	0.02		
09/09/09 07:19	0.02		
09/15/09 06:50	0.02	0.08	< 0.05
09/21/09 14:25	0.02		
09/28/09 07:03	0.04		
10/06/09 09:58	0.04		
10/13/09 08:52	0.03	0.06	< 0.05
10/19/09 07:56	0.02		
10/22/09 21:00	0.10 *	0.46	0.09
10/23/09 09:07	0.21 *	0.66	0.21
10/23/09 18:35	0.15 *	0.34	0.16
10/26/09 09:37	0.20	0.40	0.17
10/27/09 08:46	0.09	0.13	0.06
10/29/09 20:15	0.13 *	1.61	0.12
10/30/09 05:33	0.17 *	1.28	0.15
10/30/09 13:22	0.18 *	0.71	0.18
10/31/09 07:16	0.10	0.24	0.09
11/03/09 10:00	0.06	0.10	0.06
11/10/09 09:01	0.03		
11/17/09 10:08	0.02	0.07	< 0.05
11/17/09 17:35	0.12	0.34	0.15
11/18/09 08:30	0.10	0.23	0.12
11/24/09 07:22	0.02	0.07	< 0.05
12/01/09 09:18	0.03		
12/08/09 09:12	0.01		
12/15/09 09:08	0.04	0.09	< 0.05
12/21/09 08:05	0.01		
12/24/09 07:25	0.15 *	0.60	0.17
12/29/09 16:49	0.06	0.14 *	0.06 *
01/05/10 09:15	0.04 *	0.14	< 0.05
01/12/10 09:17	0.03		
01/20/10 08:54	0.03		
01/24/10 11:46	0.20	1.48	0.21
01/24/10 21:00	0.18	0.80	0.18
01/25/10 08:47	0.13	0.46	0.15
01/26/10 09:20	0.08	0.19	0.13
02/02/10 09:10	0.05	0.07	< 0.05
02/09/10 09:06	0.03	0.05	< 0.05
02/16/10 09:12	0.03		
02/23/10 09:04	0.03		
03/02/10 08:11	0.02		
03/09/10 09:40	0.08	0.17	0.08
03/10/10 10:31	0.14	0.72	0.15

**Table E4. (Continued)**

<i>Date/Time (CST)</i>	<i>oPO<sub>4</sub>-P (mg/L)</i>	<i>Total P (mg/L)</i>	<i>Total Dissolved P (mg/L)</i>
03/11/10 09:01	0.08	0.30	0.09
03/13/10 12:00	0.16	1.64	0.18
03/14/10 09:01	0.11	0.48	0.14
03/15/10 09:34	0.07	0.24	0.08
03/16/10 07:32	0.05	0.18	0.06
03/24/10 08:14	0.02	0.09	< 0.05
03/30/10 08:07	0.02		
04/06/10 08:30	0.02		
04/13/10 07:40	0.01	0.06	< 0.05
04/21/10 08:27	0.00		
04/24/10 21:30	0.06 *	6.05	0.08
04/25/10 10:15	0.12	0.78	0.12
04/25/10 18:30	0.12	0.46	0.12
04/26/10 09:30	0.08	0.24	0.07
04/27/10 08:42	0.06	0.14	0.06
05/04/10 08:21	0.04	0.08	< 0.05
05/07/10 04:00	0.08 *	3.72	0.08
05/07/10 09:25	0.14 *	1.92	0.16
05/07/10 14:02	0.15 *	1.10	0.16
05/08/10 16:00	0.07	0.21	< 0.05
05/11/10 06:30	0.13	1.24	0.12
05/11/10 15:12	0.09	0.35	0.09
05/12/10 09:50	0.06	0.16	0.07
05/13/10 03:50	0.05	5.06	0.06
05/13/10 06:55	0.07	3.22	0.07
05/13/10 18:50	0.09	1.04	0.09
05/14/10 07:44	0.08 *	0.43	0.08
05/18/10 08:04	0.06	0.12	0.06
05/25/10 08:36	0.05	0.15	< 0.05
06/02/10 00:50	0.04	5.91	0.15
06/02/10 03:40	0.07	3.78 *	0.12 *
06/02/10 09:05	0.12	1.33	0.14
06/03/10 12:54	0.09	0.31	0.08
06/08/10 07:27	0.07	0.13	0.07
06/12/10 21:00	0.04 *	2.17	< 0.05
06/13/10 16:13	0.08	0.41	0.09
06/14/10 10:00	0.08	0.70	0.10
06/14/10 15:08	0.14	0.83	0.16
06/15/10 07:48	0.11	0.44	0.12
06/18/10 20:45	0.06 *	3.78	0.09
06/19/10 09:57	0.10	0.92	0.13
06/20/10 06:24	0.08	2.81	0.07
06/21/10 13:10	0.07	0.22	0.06
06/29/10 06:53	0.07	0.13	0.07
07/07/10 13:21	0.04		
07/12/10 07:07	0.05	0.09	< 0.05
07/20/10 06:34	0.05		
07/27/10 08:06	0.05		
08/03/10 09:09	0.04		
08/10/10 08:52	0.02		
08/17/10 06:15	0.04	0.11	< 0.05
08/20/10 17:15	0.06 *	2.22	0.11
08/21/10 11:52	0.12	0.47	0.12
08/24/10 04:58	0.05	0.14 *	0.08 *
08/30/10 12:00	0.01		
09/07/10 09:31	0.04		
09/14/10 05:43	0.02	0.10	< 0.05
09/21/10 09:17	0.07		
09/28/10 08:50	0.04		
10/05/10 08:55	0.02		
10/12/10 13:47	0.02		
10/19/10 09:35	0.02	0.07	< 0.05
10/26/10 07:45	1.05	1.81	1.07
10/26/10 10:08	0.27	0.78	0.28
10/27/10 10:45	0.15	0.38	0.16
11/02/10 09:39	0.03	0.06	< 0.05
11/09/10 09:50	0.01		

**Table E4. (Concluded)**

<i>Date/Time (CST)</i>	<i>oPO<sub>4</sub>-P (mg/L)</i>	<i>Total P (mg/L)</i>	<i>Total Dissolved P (mg/L)</i>
11/16/10 09:49	0.01	< 0.05	< 0.05
11/22/10 09:30	0.01		
11/29/10 10:00	0.00		
12/07/10 10:09	0.01		
12/14/10 11:19	< 0.00	< 0.05	< 0.05
12/21/10 09:23	0.01		
12/28/10 09:09	0.01		
12/31/10 13:56	0.11 *	0.77	0.13
01/04/11 09:25	0.07	0.13	0.07
01/11/11 07:04	0.01	< 0.05	< 0.05
01/19/11 09:19	0.01		
01/24/11 10:31	0.01		
01/31/11 08:38	0.01		
02/09/11 09:50	0.01		
02/15/11 09:36	0.67	0.80	0.67
02/17/11 10:33	0.28	0.97	0.32
02/21/11 09:05	0.14	0.43	0.14
02/22/11 10:54	0.09	0.22	0.08
02/28/11 10:32	0.08	0.43	0.08
03/01/11 09:53	0.06	0.14	< 0.05
03/07/11 10:00	0.03	< 0.05	< 0.05
03/15/11 09:07	0.02	< 0.05	< 0.05
03/22/11 08:46	0.01		
03/29/11 08:56	0.01		
04/05/11 09:11	0.00		
04/12/11 09:03	0.00	< 0.05	< 0.05
04/16/11 03:45	0.04	0.27	< 0.05
04/16/11 12:58	0.02	0.17	< 0.05
04/19/11 09:22	0.06	0.59	0.07
04/19/11 15:08	0.04	2.69	< 0.05
04/20/11 13:58	0.05	0.16	< 0.05
04/21/11 08:55	0.04	0.08	< 0.05
04/22/11 13:32	0.13 *	2.76	0.18
04/25/11 09:35	0.05	0.13	0.06
05/03/11 09:36	0.02	< 0.05	< 0.05
05/10/11 09:18	0.01		
05/17/11 09:20	0.03	0.05	< 0.05
05/24/11 13:46	0.02		
05/25/11 06:39	0.08	5.86	0.09
05/25/11 17:07	0.11	0.61	0.14
05/25/11 20:15	0.05	5.62	< 0.05 *
05/26/11 08:20	0.15	1.38	0.14
05/26/11 19:16	0.12	0.82	0.13
05/27/11 07:34	0.10	0.44	0.12
05/31/11 09:43	0.08	0.21	0.08
06/05/11 11:10	0.11	3.55	0.12
06/06/11 11:47	0.08	0.23	0.10
06/07/11 08:38	0.09	0.17	0.09
06/14/11 09:25	0.06	0.11	0.06
06/15/11 08:30	0.15	1.25	0.17
06/15/11 16:15	0.14	0.76	0.14
06/16/11 09:30	0.08	0.24	0.06
06/21/11 09:51	0.08	0.18	0.11
06/28/11 08:58	0.07	0.09	0.08
07/05/11 09:18	0.04		
07/12/11 10:06	0.03	< 0.05	< 0.05
07/19/11 10:45	0.01		
07/26/11 09:26	0.06		
08/01/11 09:51	0.05		
08/09/11 09:08	0.04		
08/15/11 11:12	0.03	< 0.05	< 0.05
08/22/11 09:43	0.04		
08/30/11 10:12	0.03		
09/06/11 09:24	0.03		
09/13/11 09:23	0.02	0.06	< 0.05
09/20/11 09:37	0.02		
09/27/11 10:55	0.04		



**Table E4. (Concluded)**

**Table E5. Phosphorous Concentrations for Haw Creek (Station 303)**

<i>Date/Time (CST)</i>	<i>oPO<sub>4</sub>-P (mg/L)</i>	<i>Total P (mg/L)</i>	<i>Total Dissolved P (mg/L)</i>
10/22/99 13:04	< 0.03 *		
11/10/99 13:30	0.04		
12/02/99 09:32	0.05		
12/15/99 13:42	0.04		
12/27/99 13:31	< 0.03		
01/12/00 10:40	0.04		
01/25/00 13:20	< 0.03		
02/08/00 12:45	< 0.03		
02/22/00 13:07	0.05		
03/07/00 10:31	< 0.06		
03/14/00 14:20	< 0.06		
03/22/00 10:49	< 0.06		
03/28/00 13:30	< 0.06	< 0.08 *	< 0.08 *
04/04/00 12:01	< 0.06		
04/11/00 12:09	< 0.06		
04/18/00 13:08	< 0.06		
04/25/00 14:04	0.06	< 0.08	< 0.08
05/02/00 13:33	< 0.06		
05/10/00 12:06	0.10		
05/16/00 12:00	0.06		
05/23/00 12:23	0.06	0.12	< 0.08
05/30/00 07:35	0.10		
05/31/00 15:34	0.06	3.24	< 0.08
06/06/00 12:58	0.06		
06/14/00 13:54	0.32		
06/14/00 19:38	0.14		
06/20/00 11:38	0.10		
06/23/00 22:50	0.08 *	2.54	0.18
06/25/00 10:38	0.07	0.86	0.19
06/26/00 12:53	0.07 *	0.35	0.15
07/05/00 06:08	0.10		
07/11/00 06:14	0.07		
07/18/00 12:34	0.08		
07/25/00 12:22	< 0.06	0.09	0.12
08/01/00 11:55	< 0.06		
08/08/00 12:37	0.08 *		
08/15/00 11:44	< 0.06		
08/22/00 11:44	< 0.06		
08/29/00 14:25	< 0.06	0.11 *	< 0.08 *
09/05/00 13:00	< 0.06		
09/12/00 11:21	< 0.06 *		
09/19/00 11:04	< 0.06		
09/26/00 12:41	0.11 *	0.23	0.14
10/03/00 10:58	0.06 *		
10/10/00 11:08	0.06		
10/18/00 11:12	< 0.06		
10/24/00 11:17	< 0.06	0.09	< 0.08
10/31/00 08:29	0.04		
10/31/00 08:30	0.03		
11/06/00 10:57	0.04 *		
11/14/00 10:26	0.05		
11/20/00 13:00	0.02		
11/28/00 13:16	0.02	< 0.08	< 0.08
12/05/00 11:58	< 0.02		
12/12/00 13:16	< 0.02		
12/19/00 12:47	0.02	< 0.08	< 0.08
12/26/00 13:46	0.03		
01/02/01 12:33	0.03 *		
01/09/01 11:53	0.05 *		
01/16/01 13:29	0.11	0.23	0.14
01/23/01 08:45	0.03		
01/29/01 23:12	0.20 *	0.66	0.25
01/30/01 07:49	0.16	0.65	0.22
02/06/01 11:34	0.03		
02/09/01 08:40	0.09 *	1.40	0.15
02/09/01 18:12	0.08 *	1.07	0.19
02/10/01 11:45	0.07 *	0.70	0.15

**Table E5. (Continued)**

<i>Date/Time (CST)</i>	<i>oPO<sub>4</sub>-P (mg/L)</i>	<i>Total P (mg/L)</i>	<i>Total Dissolved P (mg/L)</i>
02/13/01 12:34	0.05 *		
02/20/01 12:31	0.05	0.18	0.06
02/24/01 20:36	0.50	3.25	0.54
02/27/01 11:25	0.07		
03/06/01 12:10	0.03		
03/13/01 13:15	0.04		
03/20/01 13:45	0.03	0.12	0.05
03/26/01 13:05	0.02		
04/03/01 11:08	< 0.02		
04/10/01 11:51	0.03		
04/17/01 11:25	0.02	0.06	< 0.03
04/24/01 13:19	0.02		
05/01/01 13:08	0.02		
05/08/01 07:39	0.04		
05/15/01 12:37	0.07	0.38 *	0.08 *
05/17/01 11:35	0.07	4.47 *	0.08 *
05/17/01 15:54	0.07	3.14 *	0.08 *
05/22/01 09:15	0.07		
05/30/01 06:06	0.05		
06/05/01 11:45	0.09	3.73	0.12
06/05/01 17:25	0.08	2.18	0.11
06/06/01 17:56	0.07	0.60	0.10
06/12/01 09:04	0.05		
06/19/01 12:14	0.05		
06/26/01 12:45	0.05	0.11	0.06
07/02/01 11:26	0.05		
07/10/01 11:30	0.06		
07/17/01 06:53	0.04		
07/24/01 12:21	0.05	0.14	0.11
07/31/01 10:23	0.04		
08/07/01 10:58	0.04		
08/14/01 11:00	0.02 *		
08/21/01 12:06	0.02	0.10	< 0.09
08/28/01 10:24	0.05		
09/04/01 12:04	0.02		
09/11/01 11:37	0.04		
09/18/01 11:50	0.02	0.09	< 0.09
09/25/01 12:35	0.08		
10/02/01 11:24	0.02		
10/09/01 06:33	0.05		
10/16/01 12:24	0.12	0.26	0.13
10/23/01 12:20	0.17		
10/30/01 12:01	0.05		
11/06/01 12:57	0.02		
11/13/01 11:30	0.02	< 0.09	< 0.09
11/20/01 11:57	0.02		
11/27/01 12:47	0.13		
12/04/01 12:45	0.03		
12/11/01 12:05	0.02		
12/19/01 09:16	0.04	0.11	< 0.09
12/26/01 13:13	0.05		
01/02/02 13:05	0.02		
01/08/02 12:57	< 0.02 *		
01/15/02 11:25	< 0.02		
01/22/02 10:41	< 0.02	0.08	< 0.05
01/29/02 11:25	0.02		
02/05/02 12:27	0.02		
02/13/02 10:35	0.04		
02/19/02 10:41	0.02	0.07	< 0.05
02/26/02 10:49	0.02		
03/05/02 13:21	< 0.02		
03/12/02 12:56	< 0.02		
03/19/02 12:57	< 0.02	0.05	< 0.05
03/26/02 12:37	< 0.02		
04/02/02 12:42	< 0.02		
04/09/02 00:45	0.06	1.64	0.08
04/09/02 13:00	0.06	0.81	0.06

**Table E5. (Continued)**

<i>Date/Time (CST)</i>	<i>oPO<sub>4</sub>-P (mg/L)</i>	<i>Total P (mg/L)</i>	<i>Total Dissolved P (mg/L)</i>
04/16/02 12:16	0.03	0.12	< 0.05
04/23/02 12:21	0.02	< 0.05	< 0.05
04/30/02 12:40	0.03		
05/07/02 12:44	0.04		
05/11/02 11:15	0.09 *	2.20	0.11
05/11/02 14:05	0.09 *	2.59	0.10
05/11/02 18:45	0.06 *	3.69	0.08
05/12/02 03:47	0.10	2.37	0.12
05/12/02 14:55	0.08	1.47	0.08
05/13/02 00:45	0.07	1.28	0.07
05/13/02 07:53	0.07	0.91	0.07
05/14/02 12:41	0.06	0.35	0.07
05/21/02 13:03	0.04	0.06	0.05
05/28/02 12:51	0.04		
06/04/02 12:35	0.05		
06/04/02 17:00	0.06	5.52	0.08
06/04/02 20:15	0.10	4.21	0.13
06/04/02 22:07	0.11	3.62	0.14
06/05/02 01:55	0.09	2.62	0.12
06/05/02 06:15	0.08	1.65	0.10
06/05/02 14:00	0.07	0.69	0.09
06/11/02 09:37	0.07	0.41	0.08
06/13/02 03:00	0.07	3.45	0.09
06/13/02 06:15	0.11	3.53	0.16
06/13/02 11:50	0.10	3.22	0.11
06/13/02 16:22	0.09	1.95	0.14
06/13/02 21:00	0.07	1.41	0.11
06/14/02 06:15	0.08	0.86	0.07
06/18/02 12:37	0.05	0.12	< 0.05
06/25/02 11:55	0.05		
07/01/02 11:50	0.04		
07/09/02 08:33	0.07		
07/15/02 09:50	0.09 *		
07/23/02 11:52	0.07	0.11	0.08
07/30/02 11:47	0.14		
08/06/02 11:43	0.09		
08/12/02 11:50	0.04		
08/20/02 12:32	0.14 *	0.60	0.16
08/27/02 12:14	0.12		
09/03/02 11:41	0.06		
09/10/02 12:07	0.03		
09/16/02 12:03	0.02	0.05	< 0.04
09/23/02 11:57	0.04		
10/01/02 10:18	0.03		
10/08/02 10:37	0.04		
10/15/02 11:50	0.01 *	0.07	< 0.04
10/21/02 10:43	0.02		
10/28/02 12:32	0.03		
11/06/02 12:12	0.05		
11/12/02 11:57	0.03	0.07	< 0.04
11/18/02 10:24	0.02		
11/25/02 12:47	0.02		
12/03/02 12:11	0.02		
12/10/02 11:44	0.02		
12/17/02 13:14	0.05	0.17	0.06
12/23/02 12:16	0.11		
12/30/02 11:40	0.04		
01/07/03 12:43	0.05	0.16	0.06
01/14/03 11:31	0.03		
01/21/03 12:52	0.01		
01/28/03 11:05	< 0.01		
02/05/03 12:20	0.13	0.36	0.17
02/10/03 12:16	0.07 *		
02/18/03 11:30	0.06		
02/25/03 12:12	0.37		
03/04/03 11:43	0.07		
03/10/03 10:36	0.18	0.33	0.23

**Table E5. (Continued)**

<i>Date/Time (CST)</i>	<i>oPO<sub>4</sub>-P (mg/L)</i>	<i>Total P (mg/L)</i>	<i>Total Dissolved P (mg/L)</i>
03/18/03 12:52	0.09		
03/25/03 13:01	0.04		
04/01/03 12:07	0.02		
04/08/03 10:11	0.05		
04/15/03 11:30	0.03	0.09	0.05
04/22/03 11:14	0.07		
04/29/03 10:57	0.05		
05/06/03 12:20	0.06		
05/10/03 10:00	0.07 *	0.32	0.07
05/11/03 00:20	0.08	0.40	0.08
05/11/03 09:34	0.05	5.92	0.07
05/13/03 12:57	0.06	0.26	0.09
05/21/03 11:03	0.06		
05/27/03 11:30	0.03		
06/02/03 11:38	0.04		
06/10/03 10:53	0.06		
06/17/03 12:20	0.07	0.11	0.09
06/24/03 11:37	0.08		
07/01/03 11:24	0.12		
07/08/03 11:17	0.09		
07/09/03 20:10	0.14	0.51	0.13
07/09/03 22:20	0.09	2.89	0.10
07/10/03 01:15	0.09	1.99	0.11
07/10/03 04:00	0.13	0.99	0.13
07/10/03 08:58	0.17	1.09	0.16
07/15/03 11:26	0.09	0.12	0.10
07/22/03 11:39	0.11		
07/29/03 10:43	0.07		
08/05/03 11:13	0.09		
08/13/03 10:37	0.06		
08/19/03 10:50	0.05	0.12	0.08
08/26/03 10:23	0.06		
09/02/03 11:59	0.10		
09/09/03 16:30	0.04		
09/16/03 07:15	0.06	0.17	0.11
09/23/03 09:53	0.04		
09/30/03 10:39	0.04		
10/06/03 11:17	0.36		
10/14/03 10:53	0.08		
10/21/03 09:40	0.04	0.15	0.08
10/27/03 12:37	0.07		
11/04/03 13:00	0.13		
11/12/03 13:06	0.05		
11/17/03 12:11	0.04 *	0.10	0.07
11/24/03 11:50	0.07		
12/02/03 10:57	< 0.03		
12/08/03 12:46	0.04		
12/10/03 04:00	0.30	1.85	0.44
12/10/03 08:25	0.33	3.03	0.44
12/10/03 14:03	0.19	3.50	0.26
12/10/03 17:46	0.13	2.36	0.18
12/11/03 01:00	0.15	1.14	0.17
12/11/03 10:32	0.13	0.63	0.16
12/17/03 13:02	0.05	0.11	0.08
12/22/03 12:40	0.04		
12/29/03 12:40	0.04		
01/06/04 11:00	0.04		
01/13/04 12:45	< 0.03	0.07	0.04
01/20/04 13:00	< 0.03		
01/27/04 12:30	< 0.03		
02/02/04 12:40	< 0.03		
02/09/04 13:02	< 0.03		
02/17/04 12:33	0.04	0.13	0.09
02/24/04 13:20	0.06		
03/02/04 12:56	< 0.03		
03/09/04 12:34	0.03		
03/16/04 12:47	< 0.03	0.05	< 0.03

**Table E5. (Continued)**

<i>Date/Time (CST)</i>	<i>oPO<sub>4</sub>-P (mg/L)</i>	<i>Total P (mg/L)</i>	<i>Total Dissolved P (mg/L)</i>
03/22/04 12:56	< 0.03		
03/29/04 12:39	0.05		
04/07/04 12:15	< 0.04		
04/13/04 11:35	< 0.04	0.05	< 0.05
04/20/04 10:38	< 0.04		
04/27/04 11:14	< 0.04		
04/30/04 16:10	< 0.04 *	0.25	< 0.05
04/30/04 17:47	< 0.04 *	0.84	0.05
04/30/04 20:27	0.06 *	1.49	0.09
05/01/04 11:45	0.05 *	0.89	0.12
05/02/04 10:22	0.05 *	0.14	0.07
05/04/04 11:22	< 0.04	0.08	< 0.05
05/11/04 11:35	0.04		
05/18/04 06:41	0.05	0.12	0.08
05/25/04 10:05	0.07		
05/30/04 16:10	0.09	1.19	0.11
05/30/04 18:10	0.06	5.40	0.10
05/30/04 19:40	0.06	4.49	0.09
05/30/04 22:25	0.05	3.55	0.11
05/31/04 03:30	0.06	2.47	0.08
05/31/04 11:35	0.07	1.06	0.09
06/01/04 06:16	0.06	0.41	0.08
06/08/04 11:40	0.06	0.13	0.07
06/16/04 06:42	0.08	0.21	0.10
06/22/04 11:06	0.06		
06/28/04 12:02	0.05 *		
07/06/04 11:25	0.07		
07/13/04 06:29	0.07		
07/19/04 10:21	0.07	0.14	0.10
07/27/04 11:01	0.07		
08/03/04 10:27	0.05		
08/10/04 06:35	0.05		
08/17/04 10:50	< 0.04	0.11	0.07
08/24/04 06:29	0.08 *		
08/31/04 10:53	0.13		
09/08/04 06:44	0.09		
09/14/04 10:34	0.05	0.13	0.07
09/15/04 20:02	0.12	0.75	0.16
09/16/04 04:30	0.13	0.90	0.15
09/16/04 07:37	0.14	1.12	0.17
09/21/04 06:49	0.12	0.18	0.13
09/28/04 10:24	0.07 *		
10/05/04 06:55	0.05		
10/12/04 11:49	0.12		
10/19/04 06:43	0.13	0.15	0.15
10/24/04 12:00	0.11 *	1.32	0.16
10/25/04 13:22	0.08 *	0.17	0.11
10/26/04 09:18	0.07	0.22	0.12
11/03/04 13:35	0.09	0.31	0.13
11/08/04 16:49	0.06	0.14	0.11
11/16/04 07:49	0.05	0.11	0.09
11/22/04 12:43	0.04		
11/29/04 05:00	0.07 *	0.22	0.07
11/30/04 07:45	0.07	0.18	0.07
12/06/04 06:45	0.14 *	0.55	0.14
12/07/04 07:10	0.13	0.30	0.10
12/07/04 10:35	0.26	1.26	0.27
12/07/04 12:35	0.22	1.05	0.22
12/07/04 17:08	0.20	0.98	0.21
12/07/04 23:33	0.15	0.86	0.19
12/08/04 10:40	0.11	0.41	0.14
12/14/04 12:05	0.04	0.09	0.06
12/21/04 07:36	0.05		
12/28/04 08:54	0.03		
01/03/05 18:15	0.21	1.24	0.21
01/04/05 07:06	0.19	0.99	0.20
01/11/05 12:24	0.04	0.15	0.06

**Table E5. (Continued)**

<i>Date/Time (CST)</i>	<i>oPO<sub>4</sub>-P (mg/L)</i>	<i>Total P (mg/L)</i>	<i>Total Dissolved P (mg/L)</i>
01/12/05 18:42	0.20	0.88	0.19
01/12/05 21:25	0.22	2.59	0.22
01/13/05 03:35	0.19	3.04	0.17
01/13/05 10:20	0.14	1.92	0.14
01/13/05 14:21	0.16	1.66	0.17
01/19/05 07:21	0.04	0.08	0.04
01/25/05 11:14	0.04		
02/01/05 07:33	0.03		
02/08/05 11:44	0.04		
02/14/05 09:47	0.07	1.10	0.10
02/14/05 19:15	0.06	0.59	0.12
02/15/05 07:39	0.05	0.32	0.09
02/22/05 12:25	0.03	0.09	0.05
03/01/05 07:38	0.02		
03/08/05 11:14	< 0.02		
03/15/05 07:38	< 0.02	0.07	< 0.04
03/22/05 10:19	< 0.02 *		
03/29/05 07:05	< 0.02		
04/05/05 12:03	< 0.02		
04/11/05 12:08	< 0.02	0.04	< 0.04
04/19/05 11:56	< 0.02		
04/22/05 07:45	0.08	0.89	0.10
04/26/05 10:55	0.03	0.08	0.05
05/03/05 11:03	< 0.02		
05/10/05 06:41	< 0.02		
05/17/05 12:03	0.03	0.10	0.07
05/24/05 06:49	0.05		
05/31/05 12:08	0.05		
06/07/05 11:48	0.09		
06/14/05 10:57	0.08	0.15	0.10
06/21/05 13:15	0.08		
06/28/05 11:49	0.07		
07/05/05 11:48	0.06		
07/12/05 10:26	0.04	0.16	0.11
07/19/05 11:32	0.05		
07/27/05 07:44	0.07		
08/02/05 11:42	0.04		
08/09/05 11:14	0.04		
08/16/05 11:39	0.04	0.15	0.05
08/23/05 08:06	0.03		
08/30/05 10:46	0.03		
09/06/05 12:16	0.03		
09/13/05 10:18	0.04	0.13	0.06
09/19/05 09:04	0.06	0.24	0.10
09/19/05 14:06	0.12	0.73	0.13
09/19/05 20:10	0.07	0.35	0.11
09/20/05 11:06	0.06	0.32	0.08
09/27/05 10:46	0.04	0.17	0.09
10/04/05 10:53	0.03		
10/11/05 11:38	0.02		
10/18/05 10:39	0.03	0.12	0.06
10/25/05 10:33	0.03		
11/01/05 11:17	0.02		
11/08/05 11:15	0.02		
11/15/05 11:54	0.02	0.09	< 0.05
11/21/05 12:11	< 0.02		
11/28/05 13:15	0.04		
12/06/05 12:04	0.02		
12/13/05 11:53	< 0.02	0.11	< 0.05
12/20/05 12:13	< 0.02		
12/27/05 12:23	0.03		
01/03/06 12:00	0.11		
01/10/06 11:13	0.04	0.16	< 0.05
01/17/06 12:12	0.03		
01/24/06 11:12	0.03		
01/29/06 13:06	0.11	0.61	0.12
01/29/06 20:11	0.15	0.75	0.16

**Table E5. (Continued)**

<i>Date/Time (CST)</i>	<i>oPO<sub>4</sub>-P (mg/L)</i>	<i>Total P (mg/L)</i>	<i>Total Dissolved P (mg/L)</i>
01/30/06 10:16	0.11	0.42	0.12
01/31/06 12:00	0.07	0.18	0.06
02/07/06 11:49	< 0.02	0.09	< 0.05
02/14/06 11:16	< 0.02		
02/21/06 11:32	< 0.02		
02/28/06 11:42	< 0.02		
03/07/06 11:44	0.02		
03/13/06 10:14	0.06	0.88	0.08
03/13/06 16:40	0.10	1.05	0.13
03/14/06 12:38	0.09	0.27	0.11
03/21/06 08:45	0.03	< 0.05	< 0.05
03/28/06 12:06	0.02		
04/03/06 12:21	0.08	0.65	0.11
04/04/06 13:17	0.06	0.20	0.05
04/06/06 11:45	0.08	1.38	0.11
04/06/06 17:02	0.05	3.21	0.08
04/07/06 06:47	0.08	0.90	0.11
04/11/06 09:21	0.04	0.14	< 0.05
04/18/06 09:22	0.05	0.19	0.11
04/25/06 11:06	0.02		
05/01/06 02:30	0.06	0.38	0.08
05/01/06 10:10	0.06	2.20	0.08
05/02/06 10:42	0.06	0.32	0.08
05/10/06 11:51	0.02	< 0.05	< 0.05
05/15/06 11:54	< 0.02 *		
05/23/06 10:15	0.02	0.07	0.06
05/30/06 11:25	0.07		
06/06/06 11:21	0.06		
06/13/06 09:47	0.07		
06/19/06 13:28	0.08	0.13	0.11
06/27/06 12:14	0.14		
07/05/06 12:02	0.11		
07/11/06 10:22	0.06		
07/18/06 09:54	0.07		
07/25/06 10:40	0.11	0.18	0.14
08/01/06 13:35	0.10		
08/08/06 13:14	0.09		
08/15/06 11:02	0.06		
08/23/06 07:07	0.03	0.11	0.07
08/29/06 10:15	0.04		
09/05/06 11:43	0.04		
09/11/06 12:12	0.06		
09/19/06 11:49	0.03	0.08	0.05
09/26/06 09:01	0.03		
10/03/06 10:46	0.04		
10/11/06 10:24	0.09		
10/17/06 10:55	0.04	0.11	< 0.05
10/24/06 10:46	0.03		
10/31/06 10:11	0.03		
11/08/06 12:31	0.02		
11/14/06 12:20	0.05	0.13	0.06
11/20/06 13:14	0.03		
11/28/06 14:04	0.02		
12/06/06 12:57	0.06		
12/12/06 10:12	0.14		
12/18/06 11:59	0.06	0.11	0.09
12/27/06 11:52	0.05		
01/02/07 12:04	0.07		
01/05/07 02:45	0.15 *	0.67	0.13
01/05/07 09:11	0.12 *	1.45	0.12
01/05/07 14:56	0.10 *	0.88	0.08
01/09/07 10:07	0.04	0.07	< 0.05
01/17/07 12:22	0.04		
01/23/07 12:16	0.03		
01/30/07 11:26	0.03		
02/06/07 10:25	< 0.02	< 0.05	< 0.05
02/15/07 12:40	0.02		



**Table E5. (Continued)**

<i>Date/Time (CST)</i>	<i>oPO<sub>4</sub>-P (mg/L)</i>	<i>Total P (mg/L)</i>	<i>Total Dissolved P (mg/L)</i>
02/21/07 09:58	0.15		
02/23/07 11:12	0.39 *	0.54	0.39
02/25/07 09:30	0.37	1.13	0.37
02/25/07 14:55	0.29	1.06	0.95
02/25/07 19:50	0.30	0.95	0.32
02/26/07 12:05	0.28	0.65	0.28
02/27/07 12:53	0.21	0.38	0.22
03/01/07 09:20	0.30	1.20	0.31
03/01/07 15:25	0.25	2.31	0.25
03/02/07 00:50	0.19	1.70	0.19
03/02/07 10:02	0.17 *	1.39	0.16
03/06/07 11:40	0.04	0.22	0.06
03/13/07 09:37	0.04	0.13	0.06
03/20/07 10:56	< 0.02		
03/22/07 22:15	0.04 *	0.19	< 0.05
03/23/07 06:53	0.08 *	0.84	0.09
03/23/07 11:31	0.08 *	1.03	0.12
03/23/07 16:02	0.06 *	1.45	0.09
03/24/07 09:21	0.06	0.62	0.05
03/24/07 17:32	0.13	1.97	0.12
03/25/07 11:49	0.08	1.01	0.09
03/26/07 11:03	0.06	0.46	0.11
04/03/07 09:30	0.05	0.18	0.07
04/09/07 11:04	0.02		
04/17/07 10:10	< 0.02	< 0.05	< 0.05
04/24/07 10:03	< 0.02		
04/25/07 05:00	0.07	2.23	0.10
04/25/07 08:01	0.12	1.07	0.13
04/25/07 13:05	0.14	2.97	0.15
04/25/07 23:00	0.10	0.81	0.11
04/26/07 09:05	0.11	1.04	0.10
05/01/07 09:34	0.04	0.10	< 0.05
05/08/07 09:32	0.02		
05/15/07 09:46	< 0.02		
05/22/07 09:51	< 0.02	0.05	< 0.05
05/29/07 11:46	0.08		
06/05/07 09:47	0.09		
06/11/07 11:08	0.07		
06/19/07 13:41	0.09	0.13	0.10
06/23/07 11:18	0.16	0.42	0.17
06/24/07 11:44	0.15	0.29	0.15
06/26/07 09:25	0.12	0.18	0.12
07/02/07 10:58	0.07 *		
07/10/07 09:01	0.06		
07/16/07 11:53	0.03		
07/17/07 11:43	0.04	0.16	< 0.05
07/19/07 08:30	0.14	0.50	0.12
07/19/07 13:08	0.22	0.66	0.24
07/19/07 16:30	0.20	0.53	0.21
07/24/07 08:53	0.09	0.14	0.09
07/31/07 09:25	0.05		
08/07/07 09:04	0.05		
08/14/07 10:06	0.06		
08/21/07 09:29	0.10	0.20	0.10
08/24/07 07:27	0.12 *	0.31	0.15
08/24/07 19:23	0.17 *	0.39	0.19
08/28/07 10:20	0.10	0.24	0.18
09/05/07 09:13	0.04		
09/11/07 09:38	0.04		
09/19/07 09:17	0.03	0.05	0.07
09/25/07 09:36	0.05		
10/01/07 10:10	0.05		
10/10/07 08:41	0.04		
10/16/07 09:20	0.03	0.12	< 0.05
10/23/07 09:53	0.04		
10/30/07 09:12	0.03		
11/06/07 10:57	0.04		

**Table E5. (Continued)**

<i>Date/Time (CST)</i>	<i>oPO<sub>4</sub>-P (mg/L)</i>	<i>Total P (mg/L)</i>	<i>Total Dissolved P (mg/L)</i>
11/13/07 12:09	0.04	0.11	0.11
11/19/07 11:40	< 0.02		
11/27/07 10:48	0.03		
12/04/07 13:55	0.04 *		
12/11/07 14:26	0.04 *	0.06	< 0.05
12/18/07 15:43	0.10		
12/26/07 14:29	0.08		
01/02/08 13:25	0.04		
01/08/08 01:30	0.17	0.30 *	0.18 *
01/08/08 14:19	0.18	0.33 *	0.18 *
01/09/08 09:39	0.13	0.29 *	0.13 *
01/15/08 10:45	0.06	0.11 *	0.08 *
01/22/08 13:47	0.03		
01/29/08 10:04	0.04		
02/05/08 09:32	0.33	0.37 *	0.33 *
02/05/08 18:25	0.55	0.85	0.55
02/06/08 09:31	0.71	1.17	0.79
02/06/08 14:43	0.69	1.03	0.73
02/07/08 09:45	0.61	0.71	0.59
02/13/08 12:20	0.24	0.34	0.25
02/17/08 10:51	0.51	2.04	0.48
02/17/08 18:30	0.49	1.78	0.43
02/18/08 02:30	0.33	1.39	0.34
02/18/08 10:26	0.33	1.00	0.31
02/19/08 12:45	0.27	0.47	0.22
02/25/08 12:06	0.11	0.19	0.09
03/03/08 10:37	0.31	1.76	0.31
03/03/08 14:28	0.35	1.62	0.32
03/04/08 11:27	0.28	0.85	0.26
03/11/08 10:26	0.05	0.11	0.06
03/17/08 18:33	0.05	0.17	< 0.05
03/18/08 10:00	0.06	0.26	0.06
03/24/08 10:52	0.01	0.06	< 0.05
04/01/08 10:19	< 0.01		
04/07/08 12:32	< 0.01		
04/10/08 13:00	0.09 *	1.32	0.10
04/11/08 08:54	0.07 *	1.41	0.07
04/11/08 12:24	0.07 *	1.17	0.09
04/15/08 09:35	0.04	0.15 *	0.05 *
04/22/08 10:07	0.02		
04/29/08 10:18	0.03		
05/06/08 09:48	< 0.01 *		
05/11/08 12:00	0.14	0.53	0.10
05/12/08 09:44	0.11	0.40	0.10
05/13/08 10:19	0.08	0.17	0.10
05/20/08 09:56	0.02	0.05	< 0.05
05/27/08 12:32	0.03		
06/03/08 09:50	0.07	0.55	0.06
06/03/08 13:30	0.10	1.94	0.09
06/03/08 19:05	0.14	0.79	0.10
06/04/08 07:58	0.14	0.88	0.12
06/04/08 14:55	0.13	0.96	0.13
06/05/08 08:17	0.08	0.39	0.11
06/09/08 12:24	0.09	0.27	0.08
06/10/08 07:30	0.10	0.27	< 0.05
06/13/08 03:30	0.10 *	0.78	0.11
06/13/08 09:06	0.18 *	0.82	0.18
06/13/08 16:22	0.14 *	0.94	0.16
06/17/08 09:14	0.09	0.21	0.09
06/24/08 10:10	0.07		
07/01/08 11:30	0.09		
07/08/08 12:48	0.15	0.60	0.13
07/09/08 10:48	0.13	0.37	0.13
07/15/08 10:20	0.09	0.27	0.10
07/21/08 21:29	0.10	0.31	0.07
07/22/08 09:34	0.12	0.19	0.06
07/29/08 08:53	0.05 *		

**Table E5. (Continued)**

<i>Date/Time (CST)</i>	<i>oPO<sub>4</sub>-P (mg/L)</i>	<i>Total P (mg/L)</i>	<i>Total Dissolved P (mg/L)</i>
08/04/08 12:03	0.07		
08/12/08 08:55	0.09		
08/20/08 09:45	0.04 *	0.05	< 0.05
08/26/08 09:20	0.07		
09/02/08 12:15	0.05		
09/04/08 13:45	0.10	0.23	0.11
09/05/08 04:40	0.16	0.49	0.15
09/10/08 10:03	0.25	0.37	0.20
09/13/08 02:00	0.18	0.55	0.17
09/13/08 07:50	0.16	1.44	0.15
09/13/08 23:00	0.12	1.03	0.12
09/14/08 10:53	0.32	1.07	0.19
09/14/08 23:00	0.11 *	1.06 *	0.12 *
09/15/08 11:25	0.13	0.59 *	0.12 *
09/16/08 09:35	0.12	0.36 *	0.11 *
09/23/08 10:47	0.07	0.13	0.05
10/01/08 09:03	0.08		
10/06/08 12:57	0.03		
10/14/08 09:14	0.06		
10/21/08 10:49	0.04	0.07	0.05
10/28/08 09:08	0.05		
11/04/08 11:17	0.02		
11/10/08 13:05	0.04		
11/18/08 11:34	0.03	0.09	0.06
11/24/08 12:48	0.03		
12/02/08 10:42	0.02		
12/09/08 11:16	0.02		
12/16/08 15:14	0.03	0.10	< 0.05
12/22/08 12:50	0.02		
12/27/08 12:32	0.25 *	1.89	0.28
12/27/08 20:05	0.15 *	2.22	0.16
12/28/08 11:34	0.17 *	1.46	0.17
12/29/08 07:46	0.12	0.60	0.12
01/06/09 10:48	0.03 *	0.09	< 0.05
01/13/09 09:40	0.03		
01/20/09 13:01	0.03	0.09	< 0.05
01/27/09 13:58	0.02		
02/03/09 10:52	0.03		
02/10/09 11:02	0.05		
02/11/09 09:09	0.05	0.46	0.05
02/11/09 13:00	0.08	1.01	0.09
02/12/09 09:39	0.11	1.27	0.12
02/17/09 09:54	0.05	0.08 *	< 0.05 *
02/25/09 10:43	0.03		
03/03/09 11:46	0.04		
03/08/09 05:27	0.07 *	1.80	< 0.05
03/08/09 12:25	0.07 *	4.50	0.10
03/08/09 16:40	0.10 *	3.41	0.12
03/08/09 22:13	0.11 *	2.58	0.10
03/09/09 10:33	0.09 *	1.46	0.09
03/10/09 08:12	0.09 *	2.50	0.08
03/10/09 19:05	0.12 *	1.56	0.09
03/11/09 08:23	0.10	1.15	0.12
03/11/09 15:09	0.09	0.86	0.08
03/12/09 10:20	0.07	0.49	0.06
03/16/09 11:53	0.05	0.17	0.05
03/24/09 10:04	0.02		
03/30/09 11:48	0.06		
04/07/09 08:46	0.04		
04/13/09 12:10	0.07 *	0.90	0.10
04/13/09 22:00	0.06 *	0.86	0.06
04/14/09 11:22	0.03 *	0.27	< 0.05
04/19/09 17:30	0.09	0.57	0.11
04/20/09 11:17	0.06	0.63	0.09
04/27/09 20:45	0.07 *	0.72	0.08
04/28/09 10:45	0.09	0.94	0.11
04/28/09 21:53	0.06	0.39	0.08

**Table E5. (Continued)**

<i>Date/Time (CST)</i>	<i>oPO<sub>4</sub>-P (mg/L)</i>	<i>Total P (mg/L)</i>	<i>Total Dissolved P (mg/L)</i>
04/30/09 04:15	0.06	1.59	0.08
04/30/09 08:40	0.06	3.21	0.09
04/30/09 14:53	0.06	1.98	0.10
04/30/09 21:00	0.09 *	1.51	0.09
05/01/09 06:22	0.10 *	0.90	0.08
05/05/09 11:17	0.04	0.11	< 0.05
05/12/09 09:52	0.02		
05/13/09 12:00	0.02	0.52	< 0.05
05/13/09 23:19	0.12	1.14	0.13
05/14/09 08:21	0.09	1.77	0.11
05/14/09 23:33	0.08	0.49	0.09
05/15/09 10:55	0.09 *	4.20	0.11
05/15/09 21:25	0.10 *	1.72	0.14
05/16/09 14:40	0.10	1.07	0.12
05/17/09 12:25	0.07	0.50	0.09
05/19/09 09:52	0.06	0.22	0.07
05/26/09 12:21	0.03	0.06	< 0.05
06/02/09 00:30	0.08	2.61	0.10
06/02/09 10:11	0.09	0.49	0.11
06/09/09 10:19	0.02	0.14	0.05
06/17/09 10:07	0.05		
06/22/09 12:25	0.05	0.30 *	0.06 *
06/27/09 22:30	0.08 *	2.13	0.12
06/28/09 10:45	0.05 *	1.87	0.09
06/29/09 11:35	0.05	0.28	0.09
07/07/09 09:05	0.05 *	0.13	0.05
07/14/09 10:23	0.06		
07/20/09 10:39	0.04	0.11	0.07
07/27/09 10:22	< 0.01		
08/04/09 09:41	0.04		
08/11/09 09:49	0.06		
08/18/09 12:46	0.12	0.16 *	0.11 *
08/25/09 08:55	0.05		
09/02/09 08:52	0.03		
09/09/09 08:15	0.04		
09/15/09 07:41	0.04	0.09	0.05
09/21/09 13:39	0.06		
09/28/09 08:30	0.09		
10/06/09 08:56	0.07		
10/13/09 10:45	0.06	0.10	0.06
10/19/09 08:51	0.06		
10/22/09 22:15	0.13 *	0.57	0.13
10/23/09 09:45	0.17 *	0.51	0.18
10/23/09 19:04	0.17 *	0.44	0.17
10/26/09 10:22	0.14	0.30	0.12
10/27/09 10:28	0.11	0.17	0.08
10/29/09 19:30	0.11 *	1.15	0.11
10/30/09 04:51	0.18 *	1.29	0.18
10/30/09 14:10	0.16 *	0.96	0.16
10/31/09 08:01	0.12	0.42	0.11
11/03/09 11:32	0.07	0.19	0.06
11/10/09 10:37	0.05		
11/17/09 11:11	0.18	0.32	0.19
11/17/09 17:01	0.37	0.76	0.38
11/18/09 09:05	0.15	0.35	0.15
11/24/09 09:00	0.03	0.07	0.05
12/01/09 10:21	0.03		
12/08/09 10:49	0.02		
12/15/09 10:49	0.03	0.05	< 0.05
12/21/09 10:28	0.02		
12/24/09 07:58	0.20 *	0.85	0.21
12/29/09 14:09	0.06	0.18 *	0.07 *
01/05/10 10:58	0.03 *	0.07	< 0.05
01/12/10 11:02	0.03		
01/20/10 09:55	0.03		
01/24/10 12:34	0.14	2.04	0.15
01/24/10 21:00	0.17	1.51	0.19

**Table E5. (Continued)**

<i>Date/Time (CST)</i>	<i>oPO<sub>4</sub>-P (mg/L)</i>	<i>Total P (mg/L)</i>	<i>Total Dissolved P (mg/L)</i>
01/25/10 09:48	0.13	0.87	0.13
01/26/10 10:37	0.09	0.36	0.09
02/02/10 11:00	0.04	0.18	< 0.05
02/09/10 10:40	0.03	0.09	< 0.05
02/16/10 10:40	0.03		
02/23/10 09:50	0.03		
03/02/10 09:39	0.03		
03/09/10 11:20	0.08	0.28	0.09
03/10/10 11:14	0.09	1.49	0.10
03/11/10 09:52	0.07	0.45	0.08
03/13/10 11:30	0.08	3.00	0.10
03/14/10 09:42	0.09	0.86	0.11
03/15/10 10:44	0.07	0.42	0.08
03/16/10 09:32	0.06	0.28	0.07
03/24/10 10:48	0.04	0.13	0.05
03/30/10 09:55	0.01 *		
04/06/10 10:19	0.05		
04/07/10 09:30	0.04	0.40	0.05
04/07/10 18:30	0.06	0.53	0.07
04/08/10 08:52	0.04	0.23	< 0.05
04/13/10 08:45	0.02	< 0.05	< 0.05
04/21/10 10:11	0.00		
04/24/10 22:15	0.08 *	0.70	0.08
04/25/10 12:00	0.09	1.20	0.08
04/25/10 19:20	0.10	0.67	0.10
04/26/10 10:48	0.07	0.33	0.10
04/27/10 10:33	0.06	0.17	0.05
05/04/10 10:00	0.05	0.09	0.05
05/11/10 07:22	0.08	1.01	0.07
05/11/10 14:35	0.06	1.39	< 0.05
05/12/10 08:54	0.07	0.36	0.07
05/13/10 04:25	0.06	5.60	0.07
05/13/10 11:47	0.08	2.04	0.09
05/13/10 23:45	0.08 *	1.28	0.08
05/14/10 08:39	0.08 *	1.08	0.07
05/18/10 09:03	0.07	0.26	0.07
05/25/10 10:40	0.06	0.14	< 0.05
06/02/10 00:10	0.06	0.40	0.09
06/02/10 03:10	0.14	2.53 *	0.15 *
06/02/10 09:56	0.08	2.50	0.10
06/02/10 22:15	0.09	1.00	0.09
06/03/10 11:39	0.08	0.56	0.07
06/08/10 09:41	0.07	0.22	0.07
06/13/10 15:41	0.10	1.29	0.12
06/14/10 07:05	0.08	0.95	0.09
06/14/10 14:17	0.14	0.96	0.15
06/15/10 10:15	0.08	0.36	0.10
06/18/10 22:00	0.08 *	1.74	0.06 *
06/19/10 10:49	0.12	1.30	0.12
06/20/10 07:08	0.09	0.53	0.09
06/21/10 12:15	0.07	0.29	0.06
06/29/10 08:48	0.08	0.18	0.08
07/06/10 18:15	0.08	1.29	0.11
07/07/10 12:25	0.08	0.23	0.13
07/07/10 20:30	0.09	1.92	0.15
07/08/10 12:05	0.10	0.73	0.15
07/12/10 08:07	0.07	0.14	0.10
07/20/10 07:38	0.09		
07/27/10 09:47	0.07	0.16	0.09
08/03/10 10:13	0.05		
08/10/10 09:57	0.05		
08/11/10 00:00	0.10	1.27	0.09
08/11/10 10:21	0.10	0.38	0.08
08/17/10 07:27	0.08	0.15	< 0.05
08/20/10 14:00	0.06 *	2.14	0.09
08/20/10 20:00	0.08 *	2.86	0.13
08/21/10 12:57	0.09	0.77	0.11

**Table E5. (Continued)**

<i>Date/Time (CST)</i>	<i>oPO<sub>4</sub>-P (mg/L)</i>	<i>Total P (mg/L)</i>	<i>Total Dissolved P (mg/L)</i>
08/24/10 05:49	0.07	0.16 *	0.09 *
08/30/10 15:00	0.04		
09/07/10 13:32	0.06		
09/14/10 06:30	0.05	0.10	0.06
09/21/10 10:25	0.11		
09/28/10 09:55	0.08		
10/05/10 10:46	0.05		
10/12/10 12:50	0.05		
10/19/10 11:37	0.04	0.07	< 0.05
10/26/10 06:15	0.18	1.11	0.18
10/26/10 11:19	0.60	1.12	0.57
10/27/10 09:57	0.16	0.36	0.18
11/02/10 10:51	0.04	< 0.05	< 0.05
11/09/10 10:47	0.02		
11/16/10 10:54	0.01	< 0.05	< 0.05
11/22/10 10:27	0.01		
11/29/10 11:14	0.01		
12/07/10 11:25	0.01		
12/14/10 12:45	0.01	< 0.05	< 0.05
12/21/10 10:01	0.01		
12/28/10 12:04	0.01		
12/31/10 15:00	0.15 *	1.18	0.17
01/04/11 11:18	0.04	0.06	< 0.05
01/11/11 07:58	0.03	< 0.05	< 0.05
01/19/11 10:08	0.02		
01/24/11 14:11	0.02		
01/31/11 09:27	0.02		
02/09/11 10:39	0.04		
02/15/11 10:37	0.26	0.42	0.26
02/17/11 11:56	0.17	0.98	0.19
02/20/11 15:15	0.11 *	1.84	0.13
02/21/11 12:30	0.08	0.45	0.06
02/22/11 11:42	0.06	0.26	0.10
02/28/11 11:29	0.09	0.60	< 0.05
03/01/11 13:50	0.05	0.18	< 0.05
03/07/11 11:10	0.03	0.08	< 0.05
03/15/11 10:11	0.03	< 0.05	< 0.05
03/22/11 09:48	0.01		
03/29/11 09:56	0.01		
04/05/11 10:14	0.01		
04/12/11 10:24	0.01	0.05	< 0.05
04/16/11 04:30	0.06	0.38	< 0.05
04/16/11 14:00	0.03	0.29	0.06
04/19/11 10:08	0.06	0.66	< 0.05
04/19/11 17:25	0.08	2.69	0.09
04/20/11 11:33	0.09	0.89	0.10
04/21/11 10:25	0.07	0.31	0.06
04/22/11 14:45	0.14 *	1.71	0.17
04/25/11 10:35	0.06	0.24	0.06
05/03/11 10:35	0.05	0.09	< 0.05
05/10/11 10:21	0.03		
05/17/11 10:27	0.05	0.13	0.06
05/24/11 12:01	0.05		
05/25/11 07:25	0.12	2.73	0.11
05/25/11 16:33	0.12	1.48	0.13
05/25/11 23:15	0.15	1.87	0.15 *
05/26/11 09:55	0.13	1.47	0.12
05/26/11 18:40	0.08	1.23	0.11
05/27/11 08:20	0.09	0.59	0.10
05/31/11 10:47	0.08	0.31	0.09
06/05/11 14:13	0.07	0.23	0.08
06/07/11 11:45	0.07	0.21	0.08
06/14/11 10:37	0.07	0.16	0.06
06/15/11 07:45	0.12	1.72	0.11
06/15/11 15:10	0.09	1.86	0.09
06/16/11 10:25	0.08	0.42	0.08
06/20/11 12:52	0.09	0.45	0.10

**Table E5. (Concluded)**

<i>Date/Time (CST)</i>	<i>oPO<sub>4</sub>-P (mg/L)</i>	<i>Total P (mg/L)</i>	<i>Total Dissolved P (mg/L)</i>
06/21/11 11:05	0.09	0.42	0.10
06/27/11 00:15	0.10	3.21	0.13
06/27/11 11:30	0.12	1.11	0.14
06/27/11 17:15	0.12	0.83	0.12
06/28/11 12:10	0.08	0.36	0.07
07/05/11 11:17	0.08	0.13	0.06
07/12/11 11:10	0.05	0.07	0.05
07/19/11 11:37	0.02		
07/26/11 10:24	0.04		
08/01/11 10:55	0.07		
08/09/11 10:09	0.05		
08/15/11 12:21	0.05	0.06	< 0.05
08/22/11 11:21	0.04		
08/30/11 11:15	0.04		
09/06/11 10:20	0.04		
09/13/11 10:16	0.04	0.11	< 0.05
09/20/11 10:34	0.03		
09/27/11 11:48	0.04		

**Table E6. Phosphorous Concentrations for Swan Creek (Station 305)**

<i>Date/Time (CST)</i>	<i>oPO<sub>4</sub>-P (mg/L)</i>	<i>Total P (mg/L)</i>	<i>Total Dissolved P (mg/L)</i>
09/26/06 11:07	0.06		
10/03/06 12:55	0.06		
10/11/06 12:10	0.09		
10/17/06 14:04	0.09	0.24	0.12
10/24/06 12:20	0.08		
10/31/06 13:00	0.16		
11/08/06 14:08	0.14		
11/14/06 15:04	0.10	0.13	0.11
11/20/06 14:55	0.06		
11/28/06 12:32	0.03		
12/06/06 14:26	0.06		
12/12/06 13:00	0.08		
12/18/06 13:38	0.05	0.10	0.07
12/27/06 14:00	0.04		
01/02/07 14:15	0.04		
01/05/07 00:45	0.07 *	0.15	0.07
01/05/07 12:55	0.04 *	0.18	0.05
01/09/07 12:31	0.03	< 0.05	< 0.05
01/17/07 14:02	0.03		
01/23/07 15:03	< 0.02		
01/30/07 12:56	< 0.02		
02/06/07 13:13	< 0.02	< 0.05	< 0.05
02/15/07 14:05	< 0.02		
02/21/07 12:20	0.83		
02/23/07 12:52	0.64 *	0.90	0.70
02/25/07 12:12	0.29	1.27	0.67
02/25/07 16:50	0.28	1.01	0.95
02/26/07 08:46	0.52	1.00	0.56
02/27/07 15:20	0.23	0.44	0.23
03/01/07 10:14	0.37	2.29	0.37
03/01/07 16:15	0.22	3.91	0.28
03/02/07 01:30	0.26	2.35	0.25
03/02/07 08:27	0.30 *	1.69	0.30
03/06/07 13:10	0.06	0.22	0.08
03/13/07 12:24	0.04	0.10	0.05
03/20/07 12:40	< 0.02		
03/23/07 02:45	0.06 *	0.31	0.06
03/23/07 07:40	0.04 *	0.29	0.07
03/23/07 13:53	0.06 *	0.47	0.08
03/24/07 10:50	0.10	1.28	0.09
03/24/07 19:27	0.10	0.56	0.11
03/25/07 10:16	0.10	0.52	0.10
03/26/07 13:07	0.05	0.21	0.09
04/03/07 12:08	0.06	0.27	0.08
04/09/07 12:56	0.03		
04/17/07 13:30	< 0.02	0.06	< 0.05
04/24/07 12:34	< 0.02		
04/25/07 09:10	0.14	0.45	0.13
04/25/07 15:05	0.06	0.34	0.08
04/26/07 00:45	0.11	0.41	0.12
04/26/07 10:42	0.19	0.54	0.18
05/01/07 12:09	0.02	0.07	< 0.05
05/08/07 12:02	< 0.02		
05/15/07 12:20	< 0.02		
05/22/07 12:17	0.02	0.07	< 0.05
05/29/07 14:05	0.07		
06/05/07 12:54	0.07		
06/11/07 13:23	0.07		
06/19/07 15:49	0.08	0.22	0.10
06/23/07 01:30	0.12	0.67	0.14
06/23/07 12:56	0.14	1.19	0.15
06/24/07 01:30	0.16	0.75	0.15
06/24/07 12:52	0.15	0.55	0.15
06/26/07 12:11	0.09	0.25	0.09
07/02/07 09:15	0.08 *		
07/10/07 12:09	0.09		
07/16/07 14:10	0.09		



**Table E6. (Continued)**

<i>Date/Time (CST)</i>	<i>oPO<sub>4</sub>-P (mg/L)</i>	<i>Total P (mg/L)</i>	<i>Total Dissolved P (mg/L)</i>
07/17/07 12:56	0.09	0.32	0.10
07/19/07 09:44	0.08	0.15	0.09
07/19/07 13:57	0.08	0.15	0.09
07/24/07 11:41	0.10	0.11 *	0.09 *
07/31/07 11:20	0.07		
08/07/07 11:46	0.10		
08/14/07 12:49	0.13		
08/21/07 12:07	0.12	0.21	0.13
08/24/07 08:24	0.22 *	0.69	0.25
08/24/07 13:26	0.11 *	0.53	0.13
08/24/07 20:12	0.12 *	0.78	0.18
08/28/07 12:43	0.16	0.34	0.20
09/05/07 11:52	0.12		
09/11/07 12:22	0.11		
09/19/07 12:11	0.08	0.14	0.07
09/25/07 12:12	0.08		
10/01/07 12:40	0.09		
10/10/07 10:05	0.09		
10/16/07 11:47	0.08	0.17	0.11
10/23/07 12:40	0.09		
10/30/07 11:50	0.14		
11/06/07 13:45	0.15		
11/13/07 14:28	0.11	0.26	0.12
11/19/07 14:38	0.13		
11/27/07 13:48	0.04		
12/04/07 16:25	0.07 *		
12/11/07 16:02	0.05 *	0.07	< 0.05
12/18/07 16:48	0.07		
12/26/07 13:12	0.10		
01/02/08 16:20	0.02		
01/08/08 02:33	0.26	0.59 *	0.30 *
01/08/08 11:00	0.16	0.41 *	0.18 *
01/09/08 10:47	0.30	0.74 *	0.36 *
01/15/08 13:50	0.05	0.10 *	0.05 *
01/22/08 15:00	0.03		
01/29/08 11:42	0.03		
02/05/08 10:54	0.24	0.29 *	0.24 *
02/05/08 14:03	0.21	0.32 *	0.22 *
02/05/08 19:43	0.62	0.96	0.67
02/06/08 10:36	0.67	1.69	0.79
02/06/08 15:15	0.66	1.78	0.88
02/07/08 08:24	0.74	1.02	0.58
02/13/08 13:54	0.36	0.44	0.39
02/17/08 12:07	0.57	1.68	0.54
02/17/08 16:19	0.52	1.62	0.49
02/18/08 08:52	0.53	1.24	0.56
02/18/08 16:08	0.39	1.08	0.36
02/19/08 14:28	0.31	0.50	0.28
02/25/08 15:42	0.07	0.15	0.07
03/03/08 12:15	0.48	1.76	0.47
03/03/08 23:04	0.42	1.92	0.41
03/04/08 13:59	0.40	0.83	0.37
03/11/08 13:13	0.06	0.11	0.06
03/17/08 16:43	0.08	0.19	0.08
03/18/08 12:40	0.14	0.63	0.15
03/24/08 13:03	0.05	< 0.05	0.06
04/01/08 13:22	0.05		
04/07/08 14:53	0.02		
04/10/08 11:45	0.08 *	2.62	0.10
04/11/08 08:38	0.15 *	0.51	0.16
04/11/08 13:18	0.16 *	2.06	0.17
04/15/08 13:20	0.05	0.17 *	0.05 *
04/22/08 12:49	0.04		
04/29/08 13:13	0.02		
05/06/08 12:14	< 0.01 *		
05/11/08 12:00	0.10	0.63	0.13
05/12/08 09:33	0.14	0.28	0.11

**Table E6. (Continued)**

<i>Date/Time (CST)</i>	<i>oPO<sub>4</sub>-P (mg/L)</i>	<i>Total P (mg/L)</i>	<i>Total Dissolved P (mg/L)</i>
05/13/08 13:17	0.07	0.12	0.07
05/20/08 12:12	0.03	0.06	< 0.05
05/27/08 15:20	0.03		
06/03/08 11:17	0.10	0.47	0.11
06/03/08 17:01	0.08	0.33	0.09
06/04/08 08:53	0.10	0.75	0.13
06/04/08 16:20	0.12	0.86	0.12
06/05/08 09:31	0.12	0.37	0.10
06/09/08 13:55	0.04	0.21	0.05
06/10/08 09:05	0.04	0.19	< 0.05
06/13/08 04:40	0.13 *	2.97	0.13
06/13/08 08:16	0.13 *	0.83	0.14
06/13/08 13:55	0.08 *	0.44	0.08
06/13/08 19:56	0.08 *	0.34	0.09
06/17/08 11:58	0.08	0.20	0.09
06/24/08 12:46	0.07		
07/01/08 14:10	0.08		
07/08/08 14:04	0.11	0.22	0.10
07/09/08 12:30	0.14	0.22	0.11
07/15/08 13:26	0.10	0.19	0.09
07/21/08 20:50	0.12	0.54	0.10
07/22/08 08:27	0.11	0.29	0.08
07/22/08 14:24	0.11	0.25	0.06
07/29/08 10:30	0.09 *		
08/04/08 13:46	0.12		
08/12/08 12:12	0.10		
08/20/08 12:16	0.10 *	< 0.05	< 0.05
08/26/08 12:32	0.12		
09/02/08 15:02	0.11		
09/04/08 09:49	0.20	0.44	0.17
09/04/08 14:35	0.40	0.64	0.33
09/05/08 05:35	0.20	0.44	0.17
09/10/08 12:38	0.21	0.42	0.18
09/13/08 02:30	0.21	0.97	0.19
09/13/08 09:15	0.22	0.84	0.21
09/14/08 02:30	0.23 *	0.90 *	0.24 *
09/14/08 12:24	0.28 *	0.96 *	0.26 *
09/14/08 23:30	0.29 *	1.11 *	0.29 *
09/15/08 13:05	0.22	0.61 *	0.20 *
09/16/08 11:50	0.15	0.31 *	0.13 *
09/23/08 13:10	0.12	0.20	0.11
10/01/08 12:06	0.10		
10/06/08 14:55	0.08		
10/14/08 12:08	0.12		
10/21/08 13:09	0.09	0.15	0.11
10/28/08 12:17	0.08		
11/04/08 12:58	0.05		
11/10/08 15:35	0.04		
11/18/08 14:02	0.02	0.07	< 0.05
11/24/08 14:50	0.02		
12/02/08 13:33	0.01		
12/09/08 13:01	0.03		
12/16/08 13:52	0.02	0.08	< 0.05
12/22/08 14:50	0.02		
12/27/08 13:22	0.19 *	2.42	0.23
12/27/08 19:12	0.28 *	1.45	0.32
12/28/08 12:30	0.30 *	1.06	0.30
12/29/08 09:07	0.13	0.49	0.13
01/06/09 12:47	0.03 *	0.11	< 0.05
01/13/09 10:50	0.02		
01/20/09 14:36	0.02	< 0.05	< 0.05
01/27/09 12:28	0.02		
02/03/09 12:40	0.03		
02/10/09 14:17	0.04		
02/11/09 09:59	0.05	0.33	0.05
02/11/09 13:52	0.10	0.47	0.10
02/12/09 08:41	0.27	1.66	0.27

**Table E6. (Continued)**

<i>Date/Time (CST)</i>	<i>oPO<sub>4</sub>-P (mg/L)</i>	<i>Total P (mg/L)</i>	<i>Total Dissolved P (mg/L)</i>
02/17/09 11:14	0.05	0.12 *	< 0.05 *
02/25/09 13:25	0.03		
03/03/09 13:29	0.05		
03/08/09 01:15	0.04 *	0.24	< 0.05
03/08/09 06:42	0.15 *	2.14	0.14
03/08/09 13:17	0.12 *	3.48	0.13
03/08/09 23:16	0.20 *	1.96	0.20
03/09/09 12:24	0.18	1.04	0.16
03/10/09 09:10	0.15 *	1.43	0.14
03/10/09 19:50	0.17 *	1.02	0.14
03/11/09 09:29	0.15	0.85	0.15
03/11/09 15:15	0.12	0.73	0.12
03/12/09 09:16	0.08	0.47	0.08
03/16/09 13:54	0.04	0.19	0.06
03/24/09 13:31	0.05		
03/30/09 13:34	0.08		
04/07/09 12:01	0.03		
04/13/09 13:37	0.07 *	0.76	0.10
04/13/09 19:30	0.06 *	0.73	0.11
04/14/09 14:10	0.04 *	0.21	0.08
04/19/09 14:30	0.03	0.24	0.07
04/20/09 13:08	0.13	0.52	0.16
04/27/09 21:45	0.10 *	1.11	0.13
04/28/09 12:27	0.15	0.86	0.15
04/28/09 22:31	0.11	0.39	0.12
04/30/09 03:30	0.07	0.88	0.10
04/30/09 09:55	0.10	1.84	0.14
04/30/09 18:40	0.11 *	1.33	0.15
05/01/09 00:30	0.15 *	1.01	0.18
05/01/09 07:50	0.14 *	0.72	0.14
05/05/09 13:51	0.04	0.13	< 0.05
05/12/09 12:30	0.03		
05/14/09 00:33	0.07	0.86	0.09
05/14/09 10:32	0.08	0.49	0.11
05/15/09 00:49	0.07	0.24	0.08
05/15/09 10:09	0.13 *	2.13	0.15
05/15/09 23:30	0.16 *	1.44	0.19
05/16/09 16:42	0.22	0.75	0.24
05/17/09 13:24	0.11	0.50	0.11
05/19/09 13:04	0.05 *	0.20	0.07
05/26/09 14:16	0.05	0.15	0.08
06/02/09 13:18	0.06	0.25	0.09
06/09/09 12:55	0.02	0.14	0.06
06/17/09 12:38	0.08		
06/22/09 14:45	0.04	0.29 *	0.05 *
06/28/09 04:30	0.05 *	0.79	0.06
06/28/09 12:14	0.08 *	1.26	0.11
06/29/09 13:14	0.07	0.27	0.09
07/07/09 12:17	0.05 *	0.17	0.05
07/14/09 13:22	0.07		
07/15/09 04:28	0.08	3.25	0.09
07/15/09 09:19	0.12	2.40	0.12
07/15/09 14:25	0.12	1.88	0.11
07/16/09 04:02	0.21	0.73	0.20
07/20/09 12:58	0.05	0.16	0.06
07/27/09 13:00	0.06		
08/04/09 11:57	0.05		
08/11/09 13:31	0.08		
08/17/09 10:31	0.08	0.28	0.10
08/18/09 11:05	0.13	0.31	0.13
08/25/09 10:22	0.10		
09/02/09 10:17	0.07		
09/09/09 09:51	0.06		
09/15/09 10:26	0.05	0.18	0.09
09/21/09 12:19	0.06		
09/28/09 09:52	0.08		
10/06/09 11:00	0.07		

**Table E6. (Continued)**

<i>Date/Time (CST)</i>	<i>oPO<sub>4</sub>-P (mg/L)</i>	<i>Total P (mg/L)</i>	<i>Total Dissolved P (mg/L)</i>
10/13/09 12:40	0.06	0.10	0.05
10/19/09 10:16	0.06		
10/22/09 19:30	0.32 *	0.73	0.32
10/23/09 11:17	0.17 *	0.56	0.17
10/23/09 19:43	0.24 *	0.62	0.26
10/26/09 11:29	0.14	0.31	0.12
10/27/09 13:25	0.13	0.20	0.11
10/30/09 03:24	0.18 *	1.09	0.17
10/30/09 15:54	0.23 *	1.03	0.23
10/31/09 09:13	0.16	0.42	0.16
11/03/09 13:24	0.07	0.13	0.06
11/10/09 14:19	0.05		
11/17/09 13:17	0.27	0.88	0.28
11/17/09 21:42	0.34	0.97	0.33
11/18/09 10:32	0.27	0.59	0.30
11/24/09 12:31	0.05	0.16	0.07
12/01/09 12:43	0.04		
12/08/09 13:11	0.03		
12/15/09 13:54	0.03	0.07	< 0.05
12/21/09 13:20	0.02		
12/24/09 08:47	0.22 *	0.81	0.24
12/29/09 12:24	0.06	0.16 *	0.07 *
01/05/10 14:08	0.03 *	0.07	0.06
01/12/10 12:02	0.03		
01/20/10 13:25	0.03		
01/24/10 13:54	0.35	1.46	0.37
01/24/10 19:40	0.25	1.26	0.25
01/25/10 12:40	0.23	0.75	0.24
01/26/10 12:16	0.11	0.36	0.14
02/02/10 12:41	0.04	0.13	< 0.05
02/09/10 13:31	0.04	0.09	< 0.05
02/16/10 12:32	0.03		
02/23/10 12:50	0.04		
03/02/10 12:26	0.04		
03/09/10 14:32	0.20	0.48	0.20
03/10/10 12:50	0.23	1.41	0.25
03/11/10 12:37	0.15	0.61	0.16
03/13/10 12:00	0.15	1.78	0.18
03/14/10 11:10	0.13	0.77	0.15
03/15/10 12:47	0.10	0.41	0.12
03/16/10 12:20	0.07	0.29	0.09
03/24/10 12:55	0.04	0.15	0.05
03/30/10 13:13	0.03		
04/06/10 12:03	0.02		
04/07/10 10:45	0.04	0.27	< 0.05
04/07/10 19:45	0.09	0.86	0.11
04/08/10 08:02	0.07	0.29	0.08
04/13/10 12:15	0.02	0.07	< 0.05
04/21/10 12:57	0.01		
04/24/10 20:00	0.04 *	1.12	< 0.05
04/25/10 12:00	0.14	1.13	0.16
04/25/10 20:40	0.14	0.75	0.14
04/26/10 12:35	0.10	0.41	0.11
04/27/10 12:06	0.07	0.20	0.06
05/04/10 13:12	0.05	0.08	< 0.05
05/10/10 23:30	0.09	0.43	0.07
05/11/10 09:00	0.06	0.72	< 0.05
05/11/10 12:46	0.08	1.09	0.07
05/12/10 08:10	0.08	0.32	0.08
05/13/10 05:27	0.16	2.88	0.17
05/13/10 14:00	0.11	1.60	0.10
05/14/10 09:24	0.15 *	0.69	0.16
05/15/10 12:00	0.08	0.37	0.07
05/16/10 11:24	0.06	0.24	0.06
05/18/10 11:03	0.12	0.42	0.11
05/25/10 13:27	0.05	0.18	< 0.05
06/01/10 23:11	0.05	0.15	0.05

**Table E6. (Continued)**

<i>Date/Time (CST)</i>	<i>oPO<sub>4</sub>-P (mg/L)</i>	<i>Total P (mg/L)</i>	<i>Total Dissolved P (mg/L)</i>
06/02/10 02:34	0.07	0.43	0.09
06/02/10 12:50	0.06	0.57	0.07
06/03/10 01:15	0.08	0.52	0.09
06/03/10 09:29	0.09	0.32	0.09
06/08/10 12:40	0.06	0.34	0.07
06/13/10 15:03	0.09	1.85	0.10
06/14/10 08:50	0.14	1.47	0.15
06/14/10 16:15	0.12	0.87	0.13
06/15/10 12:15	0.11	0.44	0.12
06/18/10 22:30	0.09*	1.70	0.10
06/19/10 13:05	0.14	1.11	0.14
06/20/10 08:07	0.15	0.48	0.16
06/21/10 10:45	0.09	0.32	0.09
06/29/10 12:21	0.08	0.22	0.13
07/07/10 11:07	0.06		
07/08/10 03:30	0.10	1.20	0.41
07/08/10 11:10	0.14	0.75	0.22
07/12/10 09:47	0.08	0.17	0.09
07/19/10 23:45	0.08	1.02	0.11
07/20/10 09:30	0.07	0.88	0.09
07/20/10 22:25	0.09	0.48	0.11
07/27/10 12:16	0.09	0.18	0.11
08/03/10 12:57	0.08		
08/10/10 11:09	0.08		
08/11/10 02:00	0.08	0.62	0.05
08/11/10 11:37	0.07	0.49	0.05
08/17/10 10:12	0.11	0.21	0.09
08/20/10 19:22	0.09*	0.23	0.10
08/21/10 14:34	0.04	0.29	0.07
08/24/10 08:03	0.09	0.18	0.10
08/30/10 12:30	0.07		
09/07/10 11:11	0.09		
09/14/10 08:35	0.08	0.18	0.07
09/21/10 12:07	0.16		
09/28/10 11:08	0.09		
10/05/10 12:27	0.07		
10/12/10 11:17	0.04		
10/19/10 14:00	0.05	0.14	0.08
10/26/10 11:15	0.08	0.24	0.09
10/26/10 13:40	0.10	0.26	0.15
10/27/10 08:36	0.07	0.18	0.08
11/02/10 12:37	0.05	0.07	0.05
11/09/10 11:46	0.03		
11/16/10 12:51	0.02	< 0.05	< 0.05
11/22/10 12:00	0.01		
11/29/10 14:00	0.01		
12/07/10 12:57	0.01		
12/14/10 15:48	0.01	< 0.05	< 0.05
12/21/10 12:24	0.01		
12/28/10 13:46	0.01		
12/31/10 16:20	0.07*	0.26	0.08
01/04/11 12:42	0.05	0.09	< 0.05
01/11/11 09:21	0.03	< 0.05	< 0.05
01/19/11 11:15	0.02		
01/24/11 15:13	0.02		
01/31/11 10:15	0.02		
02/09/11 11:34	0.02		
02/15/11 12:25	0.40	0.72	0.42
02/17/11 12:46	0.49	1.54	0.54
02/21/11 13:28	0.13	0.36	0.13
02/22/11 12:31	0.08	0.25	0.08
02/28/11 13:38	0.07	0.34	0.06
03/01/11 15:03	0.07	0.20	< 0.05
03/07/11 13:30	0.04	0.08	< 0.05
03/15/11 11:13	0.04	< 0.05	< 0.05
03/22/11 11:25	0.02		
03/29/11 10:53	0.01		

**Table E6. (Concluded)**

<i>Date/Time (CST)</i>	<i>oPO<sub>4</sub>-P (mg/L)</i>	<i>Total P (mg/L)</i>	<i>Total Dissolved P (mg/L)</i>
04/05/11 11:11	0.01		
04/12/11 12:16	0.02	0.07	< 0.05
04/19/11 11:28	0.07	0.28	0.06
04/20/11 10:47	0.13	0.78	0.15
04/21/11 11:47	0.06	0.20	0.08
04/22/11 17:33	0.12 *	1.31	0.16
04/25/11 12:35	0.06	0.18	0.05
05/03/11 13:18	0.04	0.09	< 0.05
05/10/11 11:18	0.05		
05/17/11 13:31	0.06	0.14	0.06
05/24/11 10:15	0.07		
05/25/11 04:45	0.20	4.80 *	0.20
05/25/11 08:47	0.10	2.48	0.09
05/25/11 15:31	0.09	1.53	0.11
05/26/11 00:00	0.11	1.13	0.14
05/26/11 10:50	0.13	1.35	0.14
05/26/11 23:45	0.13	1.01	0.15
05/27/11 09:47	0.11	0.59	0.12
05/31/11 12:45	0.07	0.29	0.09
06/05/11 15:41	0.10	0.75	0.10
06/06/11 15:35	0.08	0.32	0.09
06/07/11 13:15	0.08	0.30	0.08
06/14/11 12:40	0.08	0.50	0.10
06/15/11 02:00	0.15	1.41	0.18
06/15/11 11:03	0.12	1.44	0.12
06/15/11 20:31	0.14	1.10	0.14
06/16/11 09:13	0.10	0.53	0.10
06/20/11 06:30	0.11	1.34	0.10
06/20/11 14:43	0.14	0.91	0.15
06/21/11 13:01	0.09	0.38	0.10
06/27/11 02:15	0.11	1.50	0.14
06/27/11 10:07	0.13	1.46	0.15
06/27/11 20:30	0.14	0.88	0.17
06/28/11 14:36	0.10	0.51	0.09
07/05/11 13:23	0.08	0.32	0.07
07/12/11 13:14	0.07	0.22	0.06
07/19/11 13:28	0.08		
07/26/11 12:12	0.10		
08/01/11 13:18	0.10		
08/09/11 11:53	0.06		
08/15/11 14:19	0.04	0.15	< 0.05
08/22/11 14:00	0.02		
08/30/11 13:21	0.05		
09/06/11 13:13	0.05		
09/13/11 12:05	0.04	0.10	0.06
09/20/11 13:01	0.04		
09/27/11 13:27	0.03		

**Table E7. Phosphorous Concentrations for Cedar Creek (Station 306)**

<i>Date/Time (CST)</i>	<i>oPO<sub>4</sub>-P (mg/L)</i>	<i>Total P (mg/L)</i>	<i>Total Dissolved P (mg/L)</i>
09/26/06 10:10	0.12		
10/03/06 12:15	0.10		
10/11/06 11:34	0.12		
10/17/06 12:47	0.13	0.25	0.15
10/24/06 11:50	0.14		
10/31/06 11:37	0.18		
11/08/06 13:30	0.13		
11/14/06 13:35	0.24	0.35	0.26
11/20/06 14:18	0.20		
11/28/06 13:14	0.14		
12/06/06 15:04	0.16		
12/12/06 11:39	0.47		
12/18/06 13:11	0.10	0.16	0.12
12/27/06 12:54	0.08		
01/02/07 13:44	0.10		
01/05/07 12:12	0.21 *	1.14	0.22
01/05/07 14:06	0.21 *	1.02	0.19
01/09/07 11:07	0.06	0.12	< 0.05
01/17/07 13:33	0.07		
01/23/07 13:47	0.04		
01/30/07 12:35	0.05		
02/06/07 12:39	0.04	0.06	< 0.05
02/15/07 13:35	0.05		
02/21/07 11:07	0.63		
02/23/07 12:27	0.55 *	0.80	0.56
02/25/07 12:53	0.37	1.46	0.67
02/25/07 17:14	0.41	1.40	0.95
02/26/07 00:30	0.55	1.13	0.56
02/26/07 10:31	0.53	0.88	0.53
02/27/07 14:21	0.32	0.48	0.32
03/01/07 10:35	0.40	4.44	0.42
03/01/07 16:02	0.32	2.99	0.35
03/02/07 01:55	0.31	1.98	0.31
03/02/07 09:05	0.30 *	1.74	0.29
03/06/07 12:42	0.08	0.20	0.09
03/13/07 11:15	0.07	0.13	0.08
03/20/07 11:55	0.03		
03/23/07 01:00	0.06 *	0.17	0.08
03/23/07 07:26	0.11 *	0.50	0.12
03/23/07 12:54	0.21 *	0.80	0.19
03/24/07 10:24	0.10	0.34	0.09
03/24/07 19:10	0.17	1.13 *	0.18
03/25/07 10:45	0.12	0.45	0.12
03/26/07 12:17	0.07	0.23	0.12
04/03/07 10:31	0.07	0.22	0.12
04/09/07 12:12	0.03		
04/17/07 11:47	< 0.02	0.05	< 0.05
04/24/07 11:46	< 0.02		
04/25/07 08:42	0.25	1.92	0.26
04/25/07 14:46	0.23	1.13	0.25
04/26/07 01:00	0.15	0.38	0.14
04/26/07 10:04	0.27	0.94	0.25
05/01/07 10:28	0.06	0.09	< 0.05
05/08/07 11:08	0.04		
05/15/07 10:54	0.04		
05/22/07 11:37	0.04	0.08	0.05
05/29/07 13:25	0.09		
06/05/07 11:13	0.09		
06/11/07 12:47	0.09		
06/19/07 14:56	0.11	0.20	0.12
06/23/07 12:20	0.32	2.92	0.34
06/24/07 00:30	0.29	0.87	0.27
06/24/07 12:23	0.20	0.45	0.20
06/26/07 10:40	0.12	0.24	0.12
07/02/07 09:49	0.12 *		
07/10/07 10:44	0.12		
07/16/07 13:34	0.09		

**Table E7. (Continued)**

<i>Date/Time (CST)</i>	<i>oPO<sub>4</sub>-P (mg/L)</i>	<i>Total P (mg/L)</i>	<i>Total Dissolved P (mg/L)</i>
07/17/07 12:34	0.26	0.71	0.28
07/19/07 09:20	0.38	0.62	0.43
07/19/07 13:40	0.28	0.53	0.31
07/24/07 10:22	0.19	0.29 *	0.19 *
07/31/07 12:44	0.13		
08/07/07 10:26	0.12		
08/14/07 11:38	0.23		
08/21/07 10:42	0.15	0.26	0.15
08/24/07 07:54	0.47 *	1.73	0.51
08/24/07 13:05	0.62 *	3.30	0.79
08/24/07 20:01	0.59 *	1.66	0.70
08/28/07 12:01	0.16	0.31	0.22
09/05/07 10:41	0.15		
09/11/07 11:00	0.14		
09/19/07 11:40	0.09	0.16	0.08
09/25/07 10:57	0.09		
10/01/07 11:32	0.09		
10/10/07 09:32	0.09		
10/16/07 11:00	0.08	0.16	0.14
10/23/07 11:13	0.26		
10/30/07 10:32	0.14		
11/06/07 12:19	0.11		
11/13/07 13:55	0.10	0.16	0.08
11/19/07 13:01	0.09		
11/27/07 12:15	0.11		
12/04/07 15:44	0.15 *		
12/11/07 15:22	0.07 *	0.06	< 0.05
12/18/07 16:24	0.11		
12/26/07 12:44	0.13		
01/02/08 14:38	0.07		
01/08/08 02:08	0.22	0.40 *	0.23 *
01/08/08 12:36	0.40	1.01 *	0.41 *
01/09/08 10:20	0.28	0.64 *	0.33 *
01/15/08 12:30	0.07	0.15 *	0.07 *
01/22/08 14:37	0.05		
01/29/08 13:15	0.06		
02/05/08 10:11	0.39	0.61 *	0.40 *
02/05/08 13:50	0.67	1.09 *	0.75 *
02/05/08 19:18	1.05	1.72	1.12
02/06/08 10:12	0.92	1.83	1.05
02/06/08 15:30	0.89	1.85	1.09
02/07/08 08:44	0.93	1.14	0.95
02/13/08 13:21	0.19	0.26	0.21
02/17/08 11:38	0.96	2.76	0.93
02/17/08 13:55	0.75	2.43	0.74
02/18/08 04:00	0.68	1.68	0.68
02/18/08 09:36	0.53	1.40	0.50
02/18/08 15:42	0.46	1.19	0.43
02/19/08 13:53	0.41	0.60	0.36
02/25/08 14:10	0.13	0.16	0.11
03/03/08 11:27	0.66	3.22	0.65
03/03/08 22:50	0.50	1.99	0.51
03/04/08 13:18	0.41	0.81	0.38
03/11/08 11:55	0.14	0.21	0.15
03/17/08 17:10	0.07	0.12	0.05
03/18/08 11:45	0.18	0.61	0.19
03/24/08 12:00	0.05	0.08	< 0.05
04/01/08 12:01	0.08		
04/07/08 14:11	0.03		
04/10/08 12:00	0.15 *	0.87	0.16
04/11/08 09:05	0.20 *	1.92	0.21
04/11/08 13:00	0.21 *	1.37	0.21
04/15/08 11:10	0.09	0.21 *	0.06 *
04/22/08 12:03	0.05		
04/29/08 11:31	0.04		
05/06/08 11:20	0.02 *		
05/11/08 11:15	0.31	2.01	0.26



**Table E7. (Continued)**

<i>Date/Time (CST)</i>	<i>oPO<sub>4</sub>-P (mg/L)</i>	<i>Total P (mg/L)</i>	<i>Total Dissolved P (mg/L)</i>
05/12/08 08:49	0.15	0.37	0.13
05/13/08 11:20	0.11	0.23	0.08
05/20/08 11:30	0.04	0.08	0.07
05/27/08 13:48	0.07		
06/03/08 10:40	0.10	0.18	0.10
06/03/08 16:15	0.24	1.35	0.21
06/04/08 08:34	0.16	2.23	0.13
06/04/08 15:58	0.17	1.40	0.14
06/05/08 09:00	0.17	0.58	0.13
06/09/08 13:28	0.11	0.31	0.10
06/10/08 08:21	0.11	0.29	0.11
06/13/08 04:09	0.16 *	1.20	0.20
06/13/08 08:32	0.24 *	1.07	0.25
06/13/08 13:25	0.14 *	0.78	0.17
06/13/08 19:10	0.17 *	0.71	0.16
06/17/08 11:05	0.13	0.31	0.11
06/24/08 11:12	0.10		
07/01/08 13:32	0.12		
07/08/08 13:45	0.16	0.31	0.16
07/09/08 11:30	0.18	0.33	0.19
07/15/08 12:01	0.16	0.25	0.16
07/21/08 20:35	0.15	0.27	0.14
07/22/08 07:25	0.51	3.74	0.61
07/22/08 15:00	0.26	1.04	0.26
07/29/08 12:02	0.16 *	0.22	0.17
08/04/08 12:15	0.16		
08/12/08 10:40	0.21		
08/20/08 11:28	0.13 *	0.18	0.08
08/26/08 11:03	0.19		
09/02/08 14:19	0.24		
09/04/08 09:29	0.23	0.31	0.18
09/04/08 14:18	0.22	0.34	0.18
09/05/08 05:17	0.83	1.40	0.69
09/10/08 11:12	0.65	0.98	0.57
09/13/08 00:00	0.31	1.47	0.29
09/13/08 08:48	0.46	3.85	0.40
09/14/08 00:00	0.44	2.07	0.40
09/14/08 11:56	0.45	1.64 *	0.39 *
09/15/08 00:00	0.31	1.08 *	0.27 *
09/15/08 12:32	0.28	0.64 *	0.25 *
09/16/08 13:34	0.17	0.36 *	0.13 *
09/23/08 11:44	0.12	0.19	0.10
10/01/08 10:33	0.15		
10/06/08 14:08	0.08		
10/14/08 10:45	0.11		
10/21/08 12:00	0.08	0.11	0.10
10/28/08 10:40	0.08		
11/04/08 12:19	0.05		
11/10/08 15:00	0.05		
11/18/08 12:36	0.04	0.08	0.06
11/24/08 14:10	0.03		
12/02/08 12:16	0.03		
12/09/08 12:38	0.04		
12/16/08 14:16	0.10 *	0.22	0.14
12/22/08 14:30	0.04		
12/27/08 13:03	0.46 *	2.66	0.49
12/27/08 19:30	0.42 *	2.43	0.45
12/28/08 12:50	0.24 *	1.15	0.24
12/29/08 08:27	0.15	0.59	0.14
01/06/09 13:22	0.05 *	0.14	< 0.05
01/13/09 10:19	0.04		
01/20/09 14:08	0.03	0.06	< 0.05
01/27/09 13:00	0.03		
02/03/09 11:45	0.05		
02/10/09 12:51	0.09		
02/11/09 09:40	0.08	0.38	0.08
02/11/09 13:30	0.29	0.97	0.29

**Table E7. (Continued)**

<i>Date/Time (CST)</i>	<i>oPO<sub>4</sub>-P (mg/L)</i>	<i>Total P (mg/L)</i>	<i>Total Dissolved P (mg/L)</i>
02/12/09 09:02	0.38	1.70	0.36
02/17/09 10:47	0.06	0.13 *	< 0.05 *
02/25/09 12:10	0.05		
03/03/09 12:57	0.20		
03/08/09 02:15	0.06 *	0.21	0.07
03/08/09 06:10	0.27 *	2.12	0.25
03/08/09 13:01	0.44 *	4.23	0.43
03/08/09 22:51	0.28 *	2.21	0.27
03/09/09 11:50	0.18	1.15	0.17
03/10/09 08:40	0.25 *	2.17	0.25
03/10/09 19:36	0.27 *	1.33	0.25
03/11/09 09:05	0.18	0.93	0.19
03/11/09 14:01	0.14	0.81	0.17
03/12/09 08:57	0.11	0.49	0.10
03/16/09 13:11	0.07	0.22	0.08
03/24/09 11:46	0.10		
03/30/09 13:00	0.10		
04/07/09 10:22	0.04		
04/13/09 13:54	0.27 *	2.39	0.32
04/13/09 21:00	0.16 *	0.89	0.21
04/14/09 12:50	0.10 *	0.27	0.13
04/19/09 14:30	0.05	0.47	0.07
04/20/09 12:34	0.20	0.65	0.19
04/27/09 20:15	0.19 *	1.19	0.17
04/28/09 11:43	0.19	0.74	0.20
04/28/09 22:20	0.12	0.37	0.12
04/30/09 04:30	0.18	1.61	0.22
04/30/09 09:25	0.12	2.66	0.14
04/30/09 16:41	0.12 *	1.60	0.14
05/01/09 00:45	0.17 *	1.02	0.18
05/01/09 07:09	0.14 *	0.69	0.13
05/05/09 13:04	0.10	0.15	< 0.05
05/12/09 10:47	0.05		
05/14/09 00:05	0.11	0.97	0.15
05/14/09 09:51	0.14	1.75	0.16
05/15/09 00:12	0.19	0.53	0.18
05/15/09 09:52	0.17 *	3.20	0.18
05/15/09 21:30	0.18 *	1.84	0.20
05/16/09 15:23	0.17	0.78	0.19
05/17/09 13:02	0.10	0.50	0.11
05/19/09 10:49	0.06 *	0.24	0.08
05/26/09 13:38	0.05	0.12	0.07
06/02/09 12:38	0.10	0.91	0.13
06/09/09 11:21	0.05	0.22	0.10
06/17/09 12:04	0.07		
06/22/09 13:52	0.07	0.31 *	0.08 *
06/27/09 23:30	0.10 *	2.26	0.12
06/28/09 11:46	0.18 *	1.30	0.17
06/29/09 12:32	0.09	0.27	0.12
07/07/09 10:51	0.08 *	0.15	0.08
07/14/09 11:57	0.07		
07/15/09 04:13	0.19	2.41	0.18
07/15/09 08:48	0.13	2.28	0.14
07/15/09 14:51	0.19	1.49	0.18
07/16/09 03:41	0.25	0.60	0.21
07/20/09 12:25	0.08	0.16	0.09
07/27/09 12:25	0.13		
08/04/09 10:37	0.06		
08/11/09 11:19	0.14		
08/17/09 11:04	0.14	0.39	0.15
08/18/09 11:51	0.23	0.40	0.23
08/25/09 09:51	0.11		
09/02/09 09:48	0.09		
09/09/09 09:17	0.08		
09/15/09 09:16	0.08	0.12	0.08
09/21/09 12:40	0.09		
09/28/09 09:16	0.12		

**Table E7. (Continued)**

<i>Date/Time (CST)</i>	<i>oPO<sub>4</sub>-P (mg/L)</i>	<i>Total P (mg/L)</i>	<i>Total Dissolved P (mg/L)</i>
10/06/09 09:49	0.10		
10/13/09 14:06	0.09	0.12	0.08
10/19/09 09:45	0.08		
10/22/09 22:30	0.21 *	0.58	0.21
10/23/09 10:28	0.15 *	0.50	0.14
10/23/09 19:31	0.26 *	0.52	0.27
10/26/09 11:04	0.14	0.34	0.11
10/27/09 11:40	0.16	0.20	0.12
10/29/09 22:00	0.22 *	1.38	0.20
10/30/09 04:00	0.20 *	1.86	0.19
10/30/09 15:31	0.26 *	0.97	0.27
10/31/09 08:45	0.17	0.38	0.15
11/03/09 12:31	0.09	0.14	0.07
11/10/09 12:16	0.07		
11/17/09 03:45	0.14	0.35	0.14
11/17/09 12:24	0.25	0.83	0.26
11/17/09 21:25	0.24	0.89	0.25
11/18/09 10:00	0.24	0.52	0.25
11/24/09 10:42	0.05	0.09	0.07
12/01/09 12:00	0.05		
12/08/09 11:54	0.04		
12/15/09 12:38	0.05	0.09	< 0.05
12/21/09 12:19	0.03		
12/24/09 08:28	0.27 *	0.96	0.30
12/29/09 13:00	0.06	0.17 *	0.07 *
01/05/10 12:34	0.04 *	0.12	0.05
01/12/10 13:02	0.04		
01/20/10 11:48	0.04		
01/24/10 13:20	0.27	1.45	0.29
01/24/10 22:30	0.26	1.13	0.27
01/25/10 12:10	0.19	0.72	0.19
01/26/10 11:36	0.10	0.36	0.12
02/02/10 14:14	0.05	0.13	0.06
02/09/10 12:11	0.04	0.10	< 0.05
02/16/10 11:22	0.04		
02/23/10 11:21	0.05		
03/02/10 11:05	0.07		
03/09/10 12:35	0.12	0.33	0.12
03/10/10 11:51	0.14	1.16	0.15
03/11/10 10:47	0.11	0.50	0.12
03/13/10 12:00	0.13	2.48	0.15
03/14/10 10:35	0.14	0.75	0.15
03/15/10 12:24	0.10	0.39	0.11
03/16/10 10:34	0.07	0.28	0.09
03/24/10 12:16	0.05	0.14	0.06
03/30/10 11:29	0.04 *		
04/06/10 11:20	0.05		
04/07/10 07:45	0.09	0.67	0.09
04/07/10 16:45	0.10	0.64	0.10
04/08/10 07:30	0.06	0.21	0.05
04/13/10 10:38	0.04	0.06	< 0.05
04/21/10 11:38	0.02		
04/24/10 22:00	0.13 *	0.73	0.13
04/25/10 12:00	0.11	0.81	0.13
04/25/10 20:10	0.10	0.52	0.10
04/26/10 11:36	0.08	0.29	0.09
04/27/10 11:20	0.07	0.17	0.06
05/04/10 11:35	0.06	0.09	0.06
05/11/10 01:45	0.10	0.90	0.08
05/11/10 08:18	0.12	1.90	0.11
05/11/10 13:01	0.12	1.20	0.10
05/12/10 07:48	0.09	0.34	0.09
05/13/10 05:10	0.12	4.24	0.15
05/13/10 14:30	0.11	2.50	0.14
05/14/10 00:00	0.15 *	1.20	0.16
05/14/10 10:04	0.13 *	0.96	0.12
05/16/10 11:07	0.08	0.26	0.07

**Table E7. (Continued)**

<i>Date/Time (CST)</i>	<i>oPO<sub>4</sub>-P (mg/L)</i>	<i>Total P (mg/L)</i>	<i>Total Dissolved P (mg/L)</i>
05/18/10 12:28	0.10	0.33	0.10
05/25/10 12:46	0.07	0.19	0.06
06/01/10 23:25	0.07	0.16	0.07
06/02/10 13:10	0.12	2.10	0.13
06/02/10 21:15	0.16	0.93	0.18
06/03/10 07:50	0.13	0.59	0.14
06/08/10 12:01	0.09	0.34	0.10
06/13/10 01:15	0.13	1.33	0.14
06/13/10 14:40	0.12	1.82	0.14
06/14/10 08:13	0.17	1.06	0.18
06/14/10 15:00	0.15	0.96	0.16
06/15/10 11:42	0.11	0.39	0.10
06/18/10 22:45	0.12 *	1.35	0.15
06/19/10 11:50	0.15	1.07	0.13
06/20/10 07:45	0.12	0.49	0.10
06/21/10 11:15	0.09	0.24	0.10
06/29/10 10:43	0.09	0.18	0.09
07/07/10 11:35	0.09		
07/08/10 10:24	0.14	0.75	0.22
07/12/10 09:03	0.09	0.16	0.11
07/20/10 01:00	0.11	0.51	0.13
07/20/10 08:45	0.17	1.01	0.20
07/20/10 22:11	0.15	0.40	0.18
07/27/10 11:28	0.11	0.15	0.13
08/03/10 11:15	0.10		
08/10/10 11:56	0.08		
08/17/10 09:18	0.12	0.17	0.09
08/20/10 18:50	0.24 *	1.64	0.31
08/21/10 14:04	0.14	0.41	0.16
08/24/10 06:33	0.13	0.25 *	0.14 *
08/30/10 13:43	0.09		
09/07/10 12:27	0.13		
09/14/10 07:56	0.10	0.19	0.10
09/21/10 11:24	0.17		
09/28/10 11:51	0.11		
10/05/10 11:40	0.08		
10/12/10 11:49	0.07		
10/19/10 13:03	0.07	0.11	
10/26/10 12:31	0.25	0.47	0.28
10/27/10 09:11	0.17	0.27	0.17
11/02/10 11:52	0.07	0.09	0.06
11/09/10 12:28	0.04		
11/16/10 11:59	0.04	0.05	< 0.05
11/22/10 11:21	0.02		
11/29/10 12:24	0.04		
12/07/10 12:22	0.04		
12/14/10 13:45	0.02	< 0.05	< 0.05
12/21/10 10:46	0.03		
12/28/10 13:20	0.03		
12/31/10 15:46	0.31 *	0.94	0.35
01/04/11 13:21	0.07	0.10	0.06
01/11/11 08:40	0.05	0.06	0.06
01/19/11 10:51	0.04		
01/24/11 15:54	0.04		
01/31/11 11:44	0.04		
02/09/11 13:10	0.05		
02/15/11 13:17	0.43	0.72	0.50
02/17/11 13:20	0.33	1.11	0.38
02/21/11 15:30	0.13	0.39	0.11
02/22/11 13:04	0.09	0.27	0.08
02/28/11 14:15	0.14	0.53	0.14
03/01/11 14:33	0.08	0.20	< 0.05
03/07/11 14:33	0.05	0.07	< 0.05
03/15/11 12:09	0.04	0.05	< 0.05
03/22/11 10:45	0.03		
03/29/11 12:48	0.01		
04/05/11 11:47	0.02		

**Table E7. (Concluded)**

<i>Date/Time (CST)</i>	<i>oPO<sub>4</sub>-P (mg/L)</i>	<i>Total P (mg/L)</i>	<i>Total Dissolved P (mg/L)</i>
04/12/11 12:58	0.04	0.08	< 0.05
04/19/11 11:00	0.10	0.47	0.09
04/19/11 21:00	0.14 *	1.52	0.16
04/20/11 08:55	0.16	0.85	0.16
04/21/11 11:15	0.07	0.16	0.07
04/22/11 16:55	0.12 *	1.64	0.16
04/25/11 11:50	0.04	0.22	0.06
05/03/11 12:33	0.11	0.34	< 0.05
05/10/11 11:53	0.06		
05/17/11 12:37	0.07	0.17	0.07
05/24/11 10:50	0.09		
05/25/11 08:13	0.13	2.72	0.13
05/25/11 15:45	0.11	2.45	0.11
05/26/11 01:00	0.15	1.36	0.15
05/26/11 10:30	0.12	1.66	0.13
05/26/11 17:53	0.09	1.23	0.09 *
05/27/11 09:05	0.06	0.51	0.07
05/31/11 11:50	0.09	0.29	0.09
06/05/11 14:50	0.08	0.32	0.08
06/06/11 15:05	0.10	0.28	0.10
06/07/11 12:41	0.09	0.28	0.10
06/14/11 15:08	0.12	0.37	0.13
06/15/11 01:45	0.10	3.46	0.10
06/15/11 11:24	0.12	1.79	0.11
06/15/11 20:11	0.13	0.99	0.14
06/16/11 07:22	0.11	0.57	0.08
06/20/11 14:11	0.14	0.76	0.17
06/21/11 12:10	0.10	0.42	0.11
06/27/11 10:40	0.13	1.27	0.17
06/27/11 20:00	0.19	0.73	0.20
06/28/11 13:18	0.11	0.46	0.09
07/05/11 12:28	0.10	0.20	0.09
07/12/11 12:21	0.11	0.18	0.09
07/19/11 12:47	0.10		
07/26/11 11:21	0.10		
08/01/11 12:39	0.15		
08/09/11 11:09	0.09		
08/15/11 13:28	0.06	0.06	< 0.05
08/22/11 12:25	0.05		
08/30/11 12:42	0.05		
09/06/11 11:22	0.08		
09/13/11 11:21	0.05	0.12	< 0.05
09/20/11 11:51	0.05		
09/27/11 12:50	0.02		