

**ILLINOIS
NATURAL HISTORY
SURVEY**


Analysis of a Mussel Die-off in
Pools 14 and 15 of the Upper Mississippi River

Aquatic Biology Section
Technical Report

K. D. Blodgett and R. E. Sparks

Report submitted to Non-game
Check-off Program, Illinois
Department of Conservation

Aquatic Biology Technical Report 87/15



**ANALYSIS OF A MUSSEL DIE-OFF IN POOLS 14 AND 15
OF THE UPPER MISSISSIPPI RIVER**

by
K. Douglas Blodgett and Richard E. Sparks
Illinois Natural History Survey
River Research Laboratory
P.O. Box 599
Havana, Illinois 62644

14 Dec 1987
Richard E. Sparks
R.E. Sparks, Principal Investigator
Aquatic Biology Section

Robert W. Gorden
R.W. Gorden, Head
Aquatic Biology Section

December 1987

BACKGROUND

According to Fuller (1980), early mussel surveys on the Upper Mississippi River by Tyron (1865), Pratt (1886), and Coker (1919) recorded a total of 48 species, and surveys on the Illinois River by Calkins (1874), Kelly (1899), Baker (1906), Forbes and Richardson (1913), Danglade (1914), and Richardson (1928) recorded 45 species. However, modern surveys by Fink (1966) and Fuller (1978, 1980) show a 23% decline in the number of species in the Mississippi (37 species left), and Starrett (1971) reported a 44% decline in the Illinois (25 left).

Since the 1950's, freshwater mussels have been harvested from the Mississippi drainage for use in the cultured pearl industry in Japan. In 1984, prices climbed to \$800/ton of shells, stimulating exceptionally heavy harvesting; commercial shellers came from as far away as Texas and Oklahoma (Ballenger 1986). The discovery of pearls of exceptional value in Wisconsin and near Grafton, Illinois (Fritz 1986), apparently caused many commercial shellers to open every mussel they took, instead of culling undersize individuals back into the rivers (personal observation).

Since 1982, mussels in the Upper Mississippi River drainage have been affected by unexplained die-offs with the largest die-offs apparently occurring in 1982 and 1985 (Blodgett and Sparks 1987, Thiel 1987, Havlik 1987, Ballenger 1987). To date, no die-offs have been reported in the Illinois drainage, but die-offs have occurred in other major tributaries of the Mississippi River (Neves 1987).

In spring 1983, Arnold "Bill" Fritz, Commercial Fisheries Biologist, Illinois Department of Conservation, received a number

of reports from commercial shellers using diving gear that there were large numbers of freshly dead and dying mussels in the Mississippi River from Pool 12 downstream to Pool 19. At his request, the Illinois Natural History Survey (INHS) sampled known mussel beds in pools 14 and 15 near Rock Island, IL, in spring 1983 to document and quantify the die-off. During summer 1985, shellers again reported finding many recently dead mussels and we resampled Pool 15 in the fall. This report analyzes data collected in 1983 and 1985 and compares results of these collections with composition and density data collected by NUS Corporation in 1978 (Oblad 1979).

METHODS

We quantitatively sampled mussels using a 24-ft pontoon boat modified to support surface-supply diving (Figure 1) and techniques developed during prior mussel research (Sparks and Blodgett 1983). Divers placed all mussels and loose substrate from 1.0-m² sampling frames into canvas collecting bags (Figure 2) and sent them to the surface where shells were sorted to species, measured, and categorized based on the following criteria:

Live (LI) - soft parts intact; if valves gaped, they closed when prodded.

Recently Dead (RD) - if soft parts were present, they were unable to close valves when prodded; if soft parts were gone, periostracum was intact; valves firmly joined by hinge ligament; interior nacre shiny (not the least bit chalky).

Old Dead (OD) - soft parts lacking; valves joined; periostracum incomplete; nacre chalky.

Other - not meeting the above criteria--subfossil shells, valves not joined, etc.



Figure 1. Illinois Natural History Survey River Diver, a 24-ft pontoon boat modified to support surface-supplied diving.

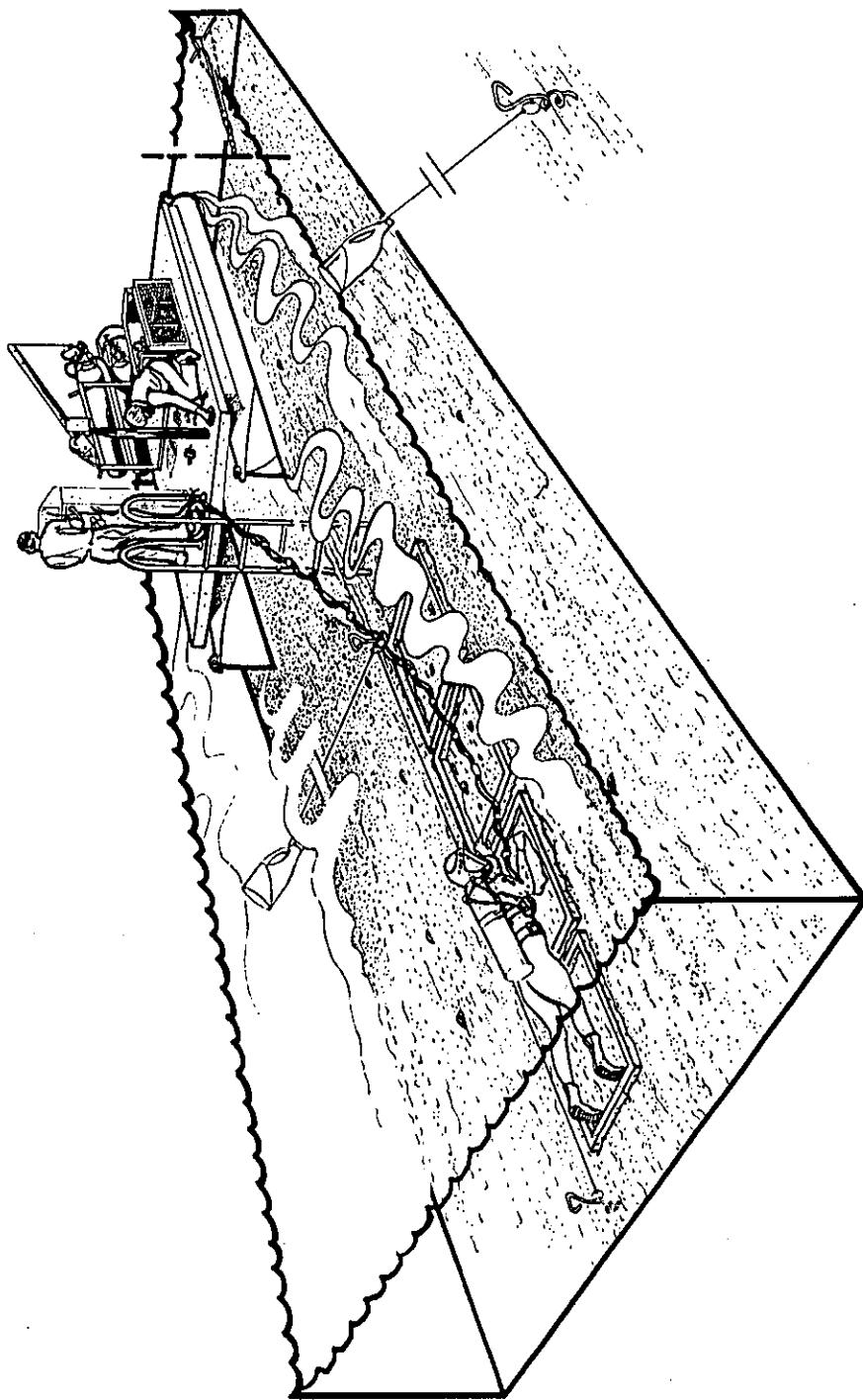


Figure 2. Schematic showing surface-supplied diving platform and a diver using sampling frames.

These criteria were developed from previous research (Sparks and Blodgett 1985) where we marked live mussels and recovered some of the shells of dead individuals 10 months later. The majority of these shells met the old dead criteria. Shellers indicated mussel soft-parts or "meats" were gone from shells a week after a die-off in Oklahoma (Zale and Suttles 1987). We are confident few if any shells we classified as recently dead had been dead more than one year; most probably had been dead less than 3-6 months.

Differences between procedures in 1983 and 1985 were: (1) in 1985 we divided mussels into the four categories described above, in 1983 we lumped "old dead" shells with "other" and (2) shell heights and lengths were measured in 1983, but only lengths were measured in 1985. In 1985, locations of sample sites were determined using a Motorola Mini-Ranger III Radar Ranging System.

In 1983 we sampled one mussel bed in Pool 14 and one in Pool 15 (Figure 3, Table 1). The bed in Pool 14 was on the Illinois side of the Mississippi River upstream of Lock and Dam 14 and directly downstream of the US Interstate 80 highway bridge near Le Claire, Iowa. Shellers said they had worked the upstream end of the bed but not the downstream end. We collected at two sites on the downstream end of the bed; one at river mile (RM) 494.6 (4 m² sampled) and the other at RM 494.7 (4 m² sampled). Both collections were approximately 100 m from the Illinois shore. In Pool 15 we sampled approximately 50 m from the Illinois shore at RM 486.0 (4 m²) just upstream of Arsenal Island at the entrance to Sylvan Slough, an area designated as "essential habitat" for the federally endangered Lampsilis higginsi (the Higgins' eye pearly

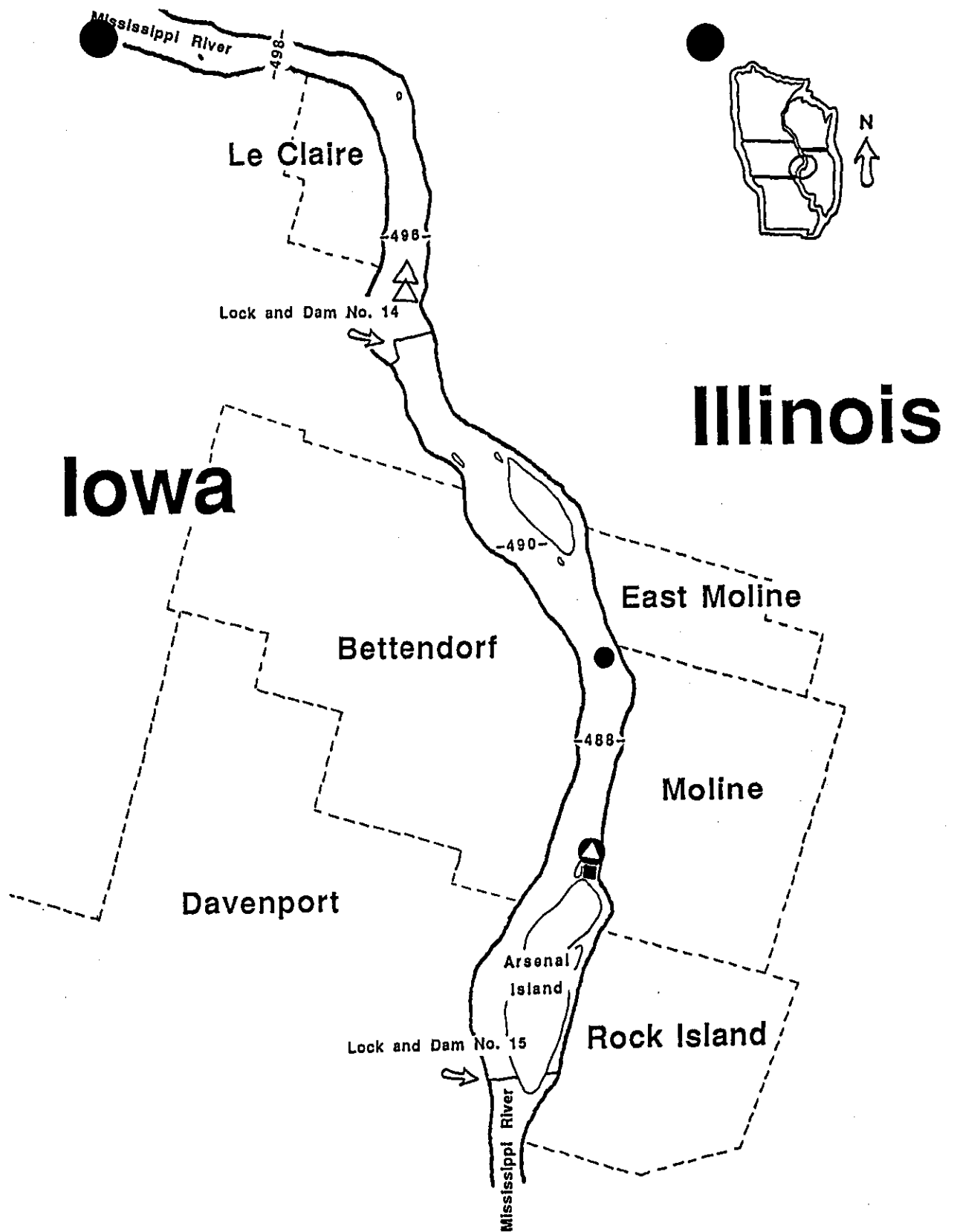


Figure 3. Map of the Upper Mississippi River near Moline, IL showing sites where mussels were quantitatively sampled by NUS Corporation in 1978 (■) and by the Illinois Natural History Survey in 1983 (▲) and 1985 (●).

mussel) by the Higgins' Eye Mussel Recovery Team (Stern 1982). We saw shellers using a hand-dredge (hand-rake) just upstream of our sampling site.

We resampled Pool 15 near RM 486.0 in 1985 (8 m² sampled) (Table 1). A local sheller told us the area had been shelled since our previous sampling, and we found a cull pile (unsalable shells -- too small or noncommercial species) on the shore of a nearby island. We also sampled a bed (6 m² sampled) that the sheller thought was unharvested, about 200 m from the left bank near RM 488.6 (Figure 3, Table 1).

Table 1. Summary of INHS mussel sampling at sites on the Upper Mississippi River near Rock Island, IL.

Pool	RM	No. of 1-m ² samples	
		May 1983	Sept. 1985
14	494.6	4	--
14	494.7	4	--
15	486.0	4	8
15	488.6	--	6
Total		12	14

If die-offs were caused by long-term accumulation of a contaminant, we would expect to see few young mussels dying. To determine whether mortality was size-selective, we made length-percent mortality histograms for five of the more numerous species, Amblema plicata (three-ridge), Megalonaias gigantea (washboard), Quadrula pustulosa (pimple-back), Ellipsaria lineolata (butterfly), and Leptodea fragilis (fragile papershell).

Sample sizes of other species were too small to construct meaningful histograms.

Because sample size in the small size classes was minimal, we used shell lengths to group individuals into two groups, juveniles (nonreproductive) and adults (reproductive), based on Stein's (1973) findings that a mussel's growth rate decreases markedly at the beginning of reproductive maturity, probably because energy is diverted to reproductive products at the expense of growth. We determined the shell length of Amblema plicata, Megalonaias gigantea, and Quadrula pustulosa where distance between shell annuli showed an abrupt decrease. For Amblema plicata, the decrease occurred when the shell was between 6.5 and 7.5 cm, so we chose 7.0 cm as the threshold for the onset of reproductive maturity. Stein (1973) found reproduction in Amblema plicata began when shells were from 5.7 to 8.3 cm long. For Megalonaias gigantea we determined a threshold of 12 cm and for Quadrula pustulosa 5 cm.

To determine whether mean densities of live mussels differed between sites and years, we used a t-test if variances of means were equal or an approximate t-test if they were unequal (Sokal and Rohlf 1969). We used a test of the equality of two percentages (Sokal and Rohlf 1969) to determine whether percent recently dead differed: (1) between pools 14 and 15 in 1983, the only year we sampled two pools; (2) between RM 488.6 and 486.0 in Pool 15 in 1985, where the largest difference in mortality rates occurred; and (3) between adults and juveniles of the three abundant species.

RESULTS

1983

We collected 11 species of live mussels from Pool 14 and 18 species from Pool 15 in 1983. Live mussel densities/m² were higher ($P < 0.01$) in Pool 15 than in Pool 14 (Table 2). The commercially important Amblema plicata and Megaloniaias gigantea collectively comprised 68.3% by number of the total live mussel population in Pool 14 and 20.7% in Pool 15 (Table 3).

Table 2. Ranges, means, and standard deviations of live mussel densities from three sites on the Upper Mississippi River in spring 1983.

Pool	RM	Mean (no./m ²)	SD	Range
14	494.6	12.3	3.1	7-15
14	494.7	17.8	11.2	9-37
15	486.0	89.5	13.5	75-109

The numbers of recently dead shells collected in 1983 were alarming and verified the commercial shellers' reports (Table 3). We collected a total of 478 live and 242 recently dead mussels: 33.6%, RD/(LI + RD), of the mussels had died within the previous year, including 35.4% (34 of 96) of the A. plicata and 40.5% (64 of 158) of the M. gigantea. In Pool 14, 41.7% (86 of 206) of the mussels collected were classified as recently dead and in Pool 15, 30.4% (156 of 514). Mortality estimates may have been biased upwards because shellers were harvesting only live mussels and leaving dead shells which shell buyers would not purchase (D.E. Ballenger 1986).

Table 3. Live and recently dead mussels collected in four 1-m² samples from each of three sites on the Mississippi River in 1983.

Species	Pool 14 River mile 494.6						Pool 14 River mile 494.7						Pool 15 River mile 486.0								
	Live			Recently dead			Live			Recently dead			Live			Recently dead					
	Sum	\bar{x}/m^2	SD	Sum	\bar{x}/m^2	SD	%	Sum	\bar{x}/m^2	SD	Sum	\bar{x}/m^2	SD	%	Sum	\bar{x}/m^2	SD	Sum	\bar{x}/m^2	SD	%
<u>Amblema plicata</u>	10	2.5	0.9	8	2.0	1.2	44.4%	11	2.8	1.8	4	1.0	0.7	26.7%	41	10.2	1.1	22	5.5	4.0	34.9%
<u>Anodonta grandis</u>	0	0.0	0.0	0	0.0	0.0		1	0.2	0.4	1	0.2	0.4	50.0%	5	1.2	1.3	0	0.0	0.0	0.0%
<u>Anodonta imbecillis</u>	2	0.5	0.5	1	0.2	0.4	33.3%	1	0.2	0.4	0	0.0	0.0	0.0%	12	3.0	1.0	1	0.2	0.4	7.7%
<u>Arcidens confragosus</u>	0	0.0	0.0	0	0.0	0.0		0	0.0	0.0	0	0.0	0.0		1	0.2	0.4	0	0.0	0.0	0.0%
<u>Cumberlandia monodonta</u>	0	0.0	0.0	0	0.0	0.0		0	0.0	0.0	0	0.0	0.0		1	0.2	0.4	0	0.0	0.0	0.0%
<u>Ellipsaria lineolata</u>	0	0.0	0.0	0	0.0	0.0		0	0.0	0.0	2	0.5	0.9	100.0%	29	7.2	3.1	7	1.8	0.8	19.4%
<u>Elliptio dilatata</u>	0	0.0	0.0	0	0.0	0.0		0	0.0	0.0	0	0.0	0.0		0	0.0	0.0	1	0.2	0.4	100.0%
<u>Fusconaia ebena</u>	0	0.0	0.0	0	0.0	0.0		0	0.0	0.0	2	0.5	0.9	100.0%	0	0.0	0.0	0	0.0	0.0	
<u>Fusconaia flava</u>	0	0.0	0.0	0	0.0	0.0		0	0.0	0.0	1	0.2	0.4	100.0%	5	1.2	0.4	2	0.5	0.5	28.6%
<u>Lampsilis ovata</u>	1	0.2	0.4	0	0.0	0.0	0.0%	1	0.2	0.4	0	0.0	0.0	0.0%	5	1.2	1.1	1	0.2	0.4	16.7%
<u>Leptodea fragilis</u>	7	1.8	0.8	2	0.5	0.9	22.2%	2	0.5	0.9	2	0.5	0.9	50.0%	37	9.2	0.8	4	1.0	1.2	9.8%
<u>Ligumia recta</u>	0	0.0	0.0	0	0.0	0.0		0	0.0	0.0	0	0.0	0.0		3	0.8	1.3	0	0.0	0.0	0.0%
<u>Megaloniais gigantea</u>	16	4.0	0.7	10	2.5	1.7	38.5%	45	11.2	12.1	27	6.8	3.7	37.5%	33	8.2	3.2	27	6.8	3.4	45.0%
<u>Obliquaria reflexa</u>	1	0.2	0.4	1	0.2	0.4	50.0%	0	0.0	0.0	1	0.2	0.4	100.0%	15	3.8	2.4	7	1.8	0.4	31.8%
<u>Potamilus alatus</u>	1	0.2	0.4	0	0.0	0.0	0.0%	2	0.5	0.5	0	0.0	0.0	0.0%	16	4.0	3.2	2	0.5	0.9	11.1%
<u>Quadrula metanevra</u>	0	0.0	0.0	0	0.0	0.0		0	0.0	0.0	0	0.0	0.0		8	2.0	1.2	3	0.8	0.8	27.3%
<u>Quadrula nodulata</u>	0	0.0	0.0	1	0.2	0.4	100.0%	0	0.0	0.0	1	0.2	0.4	100.0%	0	0.0	0.0	2	0.5	0.5	100.0%
<u>Quadrula pustulosa</u>	4	1.0	1.2	4	1.0	0.7	50.0%	0	0.0	0.0	9	2.2	2.9	100.0%	83	20.8	5.5	50	12.5	4.7	37.6%
<u>Quadrula quadrula</u>	7	1.8	1.3	3	0.8	0.4	30.0%	7	1.8	0.8	0	0.0	0.0	0.0%	11	2.8	1.5	2	0.5	0.9	15.4%
<u>Truncilla donaciformis</u>	0	0.0	0.0	0	0.0	0.0		0	0.0	0.0	2	0.5	0.9	100.0%	13	3.2	3.3	5	1.2	1.1	27.8%
<u>Truncilla truncata</u>	0	0.0	0.0	1	0.2	0.4	100.0%	1	0.2	0.4	3	0.8	0.8	75.0%	40	10.0	2.3	20	5.0	3.5	33.3%
Total	49	12.2	3.1	31	7.8	2.4	38.8%	71	17.8	11.2	55	13.8	8.2	43.7%	358	89.5	13.5	156	39.0	14.2	30.4%

1985

We collected 21 species of live mussels from Pool 15 in 1985. The mean density of live mussels/m² from the bed at RM 486.0 in 1985 was 100.1 (SD = 21.6, range = 69-132) (Table 4). The percent recently dead for all species combined was 17.9% (175 of 976). Mortality was 22.8% (23 of 101) for A. plicata and 21.9% (30 of 137) for M. gigantea. Mortality probably was not biased upwards by shellers because they could sell recently dead shells in 1985 (D.E. Ballenger 1986).

The site at RM 488.6 had the highest average density of live mussels we had ever observed (139.3/m², Table 4). One 1-m² frame contained 216 live mussels, another 213, and we discarded a sample with even more when both the diver and sampling frame were accidentally pulled away from the sample plot before completion of sampling. Distribution of live mussels between 1-m² samples was uneven, as can be seen from the range of 62-216 and the standard deviation of 62.1.

COMPARISONS BETWEEN SITES AND YEARS

Oblad (1979) reported that SCUBA diving collections by NUS corporation in 1978 produced 25 live mussel species and a mean density of 13.6/m² in two 12.2 x 21.4 m plots (522.2 m² sampled) in Sylvan Slough near river mile 485.8 (Table 5). INHS sampling at the mouth of Sylvan Slough (RM 486.0) in both 1983 and 1985 produced fewer species but higher densities (Table 5). Differences in densities between the study by NUS and INHS could be attributed to patchy distributions of mussels within the bed. The area sampled in 1978 by NUS may have been in a less dense part of the bed.

Table 4. Live and recently dead mussels collected from two sites in Pool 15, Mississippi River in 1985.

Species	River mile 486.0 (8 1-m ² samples)							River mile 488.6 (6 1-m ² samples)						
	Live			Recently dead				Live			Recently dead			
	Sum	\bar{x}/m^2	SD	Sum	\bar{x}/m^2	SD	%	Sum	\bar{x}/m^2	SD	Sum	\bar{x}/m^2	SD	%
<u>Amblema plicata</u>	78	9.8	2.6	23	2.9	2.8	22.8%	98	16.3	7.3	17	2.8	1.9	14.8%
<u>Anodonta grandis</u>	7	0.9	0.6	0	0.0	0.0	0.0%	0	0.0	0.0	0	0.0	0.0	
<u>Anodonta imbecillis</u>	33	4.1	1.8	4	0.5	0.7	10.8%	16	2.7	4.0	0	0.0	0.0	0.0%
<u>Arcidens confragosus</u>	2	0.2	0.4	0	0.0	0.0	0.0%	2	0.3	0.5	0	0.0	0.0	0.0%
<u>Ellipsaria lineolata</u>	42	5.2	2.8	3	0.4	0.7	6.7%	93	15.5	8.0	1	0.2	0.4	1.1%
<u>Fusconaia flava</u>	4	0.5	0.5	1	0.1	0.3	20.0%	4	0.7	0.8	0	0.0	0.0	0.0%
<u>Lampsilis ovata</u>	7	0.9	0.9	0	0.0	0.0	0.0%	7	1.2	1.1	0	0.0	0.0	0.0%
<u>Leptodea fragilis</u>	81	10.1	2.9	10	1.2	1.0	11.0%	121	20.2	10.8	6	1.0	1.2	4.7%
<u>Ligumia recta</u>	2	0.2	0.4	1	0.1	0.3	33.3%	2	0.3	0.5	0	0.0	0.0	0.0%
<u>Megaloniaias gigantea</u>	107	13.4	4.7	30	3.8	4.2	21.9%	16	2.7	2.2	6	1.0	1.8	27.3%
<u>Obliquaria reflexa</u>	33	4.1	2.0	8	1.0	1.1	19.5%	25	4.2	2.0	1	0.2	0.4	3.8%
<u>Obovaria olivaria</u>	1	0.1	0.3	1	0.1	0.3	50.0%	2	0.3	0.5	0	0.0	0.0	0.0%
<u>Plethobasus cyphus</u>	1	0.1	0.3	0	0.0	0.0	0.0%	0	0.0	0.0	0	0.0	0.0	
<u>Potamilus alatus</u>	18	2.2	0.7	1	0.1	0.3	5.3%	37	6.2	4.7	0	0.0	0.0	0.0%
<u>Potamilus laevis</u>	6	0.8	0.7	0	0.0	0.0	0.0%	4	0.7	1.1	0	0.0	0.0	0.0%
<u>Quadrula metanevra</u>	53	6.6	4.1	1	0.1	0.3	1.8%	2	0.3	0.5	0	0.0	0.0	0.0%
<u>Quadrula nodulata</u>	1	0.1	0.3	0	0.0	0.0	0.0%	3	0.5	0.5	0	0.0	0.0	0.0%
<u>Quadrula pustulosa</u>	158	19.8	6.2	55	6.9	4.1	25.8%	136	22.7	14.8	11	1.8	1.7	7.5%
<u>Quadrula quadrula</u>	14	1.8	0.8	3	0.4	0.7	17.6%	17	2.8	2.0	1	0.2	0.4	5.6%
<u>Truncilla donaciformis</u>	52	6.5	4.7	21	2.6	1.2	28.8%	44	7.3	4.3	12	2.0	2.9	21.4%
<u>Truncilla truncata</u>	101	12.6	4.3	13	1.6	1.6	11.4%	206	34.3	15.2	1	0.2	0.4	0.5%
Unidentified	0	0.0	0.0	0	0.0	0.0		1	0.2	0.4	0	0.0	0.0	0.0%
Total	801	100.1	21.6	175	21.9	7.8	17.9%	836	139.3	62.1	56	9.3	6.8	6.3%

Table 5. Species and mean densities of live mussels collected near the mouth of Sylvan Slough, Pool 15, Mississippi River, in 1978 by NUS Corporation (RM 485.8) and in 1983 and 1985 by the Illinois Natural History Survey (RM 486.0).

	NUS 1978	INHS 1983	INHS 1985
<u>Actinonaias ligamentina</u>	P	A	A
<u>Amblema plicata</u>	P	P	P
<u>Anodonta grandis</u>	P	P	P
<u>Anodonta imbecillis</u>	A ^a	P	P
<u>Arcidens confragosus</u>	P	P	P
<u>Cumberlandia monodonta</u>	P	P	A
<u>Ellipsaria lineolata</u>	P	P	P
<u>Elliptio dilatata</u>	A	A ^a	A
<u>Fusconaia ebena</u>	A ^a	A	A
<u>Fusconaia flava</u>	P	P	P
<u>Lampsilis higginsii</u>	P	A	A
<u>Lampsilis radiata</u>	A ^a	A	A
<u>Lampsilis teres</u>	A ^a	A	A
<u>Lampsilis ventricosa</u>	P	P	P
<u>Lasmigona complanata</u>	P	A	A
<u>Leptodea fragilis</u>	P	P	P
<u>Ligumia recta</u>	P	P	P
<u>Megalonaias gigantea</u>	P	P	P
<u>Obliquaria reflexa</u>	P	P	P
<u>Obovaria olivaria</u>	P	A	P
<u>Plethobasus cyphus</u>	P	A	P
<u>Potamilus alatus</u>	P	P	P
<u>Potamilus laevis</u>	A ^a	A	P
<u>Quadrula metanevra</u>	P	P	P
<u>Quadrula nodulata</u>	P	A ^a	P
<u>Quadrula pustulosa</u>	P	P	P
<u>Quadrula quadrula</u>	P	P	P
<u>Strophitus undulatus</u>	P	A	A
<u>Tritogonia verrucosa</u>	A ^a	A	A
<u>Truncilla donaciformis</u>	P	P	P
<u>Truncilla truncata</u>	P	P	P
Number of species ^b	24	18	21
Mean density (no./m ²)	13.6	89.5	100.1

P = present

A = absent

^a recently dead collected, however no live specimens observed

^b total number of live species = 26

In 1983, there were no significant differences in live mussel densities or mortalities between the two sites (RM 494.6 and RM 494.7) in Pool 14. However, Pool 14 had a significantly lower density of live mussels ($P = 0.01$) and significantly higher mortality ($P = 0.004$) than Pool 15 (Table 3).

The mortality of 6.3% (56 of 892) at RM 488.6 was significantly lower ($P < 0.001$) than at 486.0 (17.9%, 175 of 976) in 1985 (Table 4). Densities of live mussels were not significantly different. Site 488.6 was nearer the main channel where higher current velocities may have scoured away more recently and old dead shells than at the other site, perhaps depositing some downstream at RM 486.0. A less likely explanation is that the die-off was less severe in this bed than in the one just 2.6 miles downstream.

The significant difference ($P < 0.001$) in mortality at RM 486.0 between 1983 (30.4% RD) and 1985 (17.9% RD) may be attributable to shellers leaving recently dead shells in 1983 but harvesting them in 1985. The problem of separating the effects of selective harvest from those of a die-off illustrates the need to establish mussel preserves where harvesting would not be permitted. If shelling had no effect on the proportion of recently dead shells, a second hypothesis is that susceptible mussels died in response to some causative agent in 1983 leaving behind only more resistant mussels in 1985. A third hypothesis is that the intensity of some unidentified causative agent was less in 1985 than in 1983.

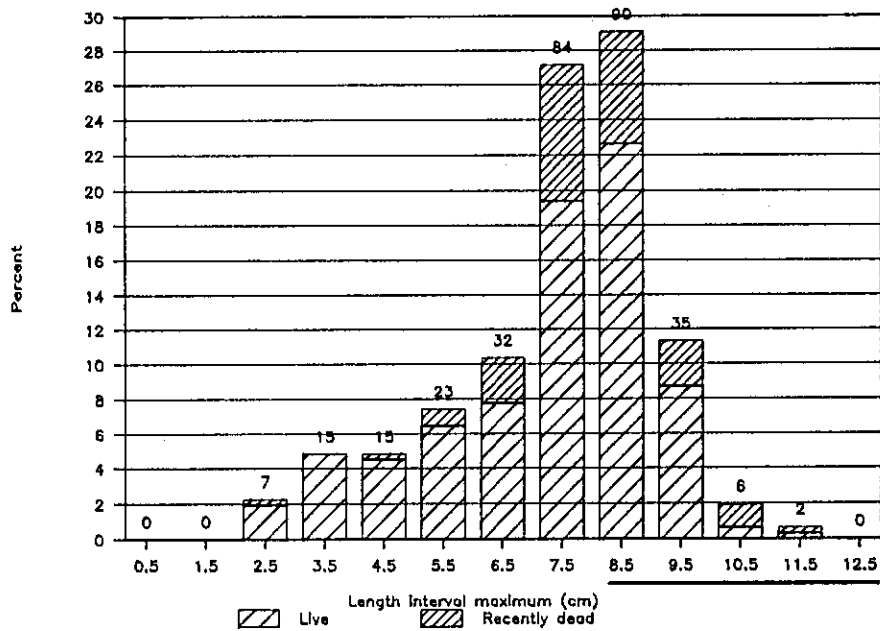
SIZE-SPECIFIC MORTALITY

Length-frequency histograms for five of the more numerous species, Amblema plicata, Megalonaias gigantea, Quadrula pustulosa, Ellipsaria lineolata, and Leptodea fragilis, were skewed to the right, indicating that there were more large individuals in the population (Figure 4). Similar skewed length frequencies have been reported from the Upper Mississippi River (Duncan and Thiel 1983; Coon et al. 1977). This skew is probably due, in part, to the fact that intervals on the right contain large, slow-growing individuals, hence multiple year classes, while intervals on the left contain small, rapidly-growing individuals, hence fewer year classes. Commercial harvesting reduces the number of large individuals of Amblema plicata and Megalonaias gigantea, so undisturbed populations of these mussels are even more skewed toward large individuals.

In future collections, we will age mussels and measure shell lengths to determine how many year classes are included in each size interval. Aging should be done routinely in mussel studies, so that recruitment and survival rates can be determined.

Larger size classes had higher mortality rates than smaller ones in most species (Figure 5). Mortality was significantly greater ($P < 0.08$) in reproductive adults than in juveniles of Amblema plicata, Quadrula pustulosa, and Megalonaias gigantea (Table 6). Mortality rates may be greater in older individuals because of stresses associated with reproduction or a greater body burden of toxicants. Again, more data on size-specific natural mortality rates and body burdens of contaminants in healthy, undisturbed mussel populations are needed for comparison.

Amblema plicata



Quadrula pustulosa

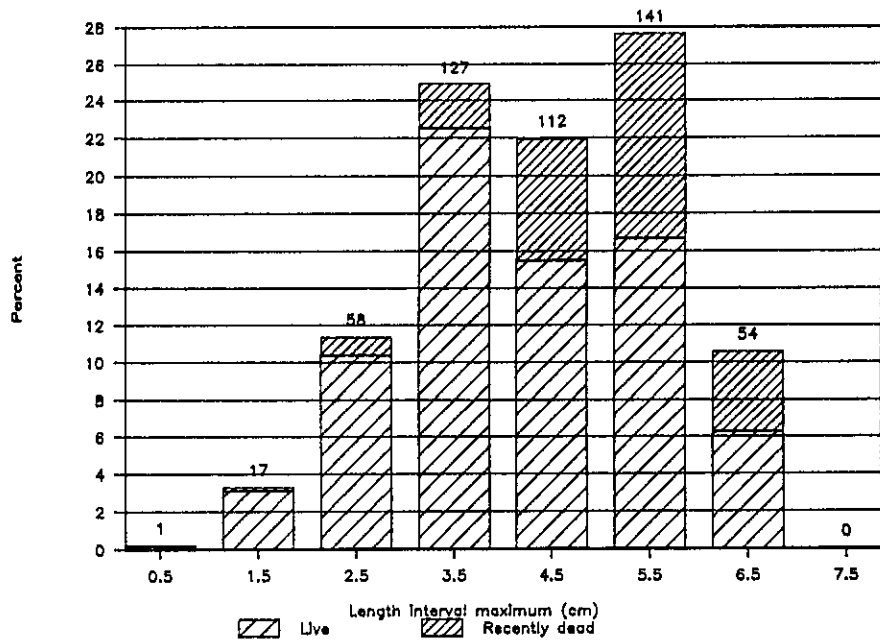
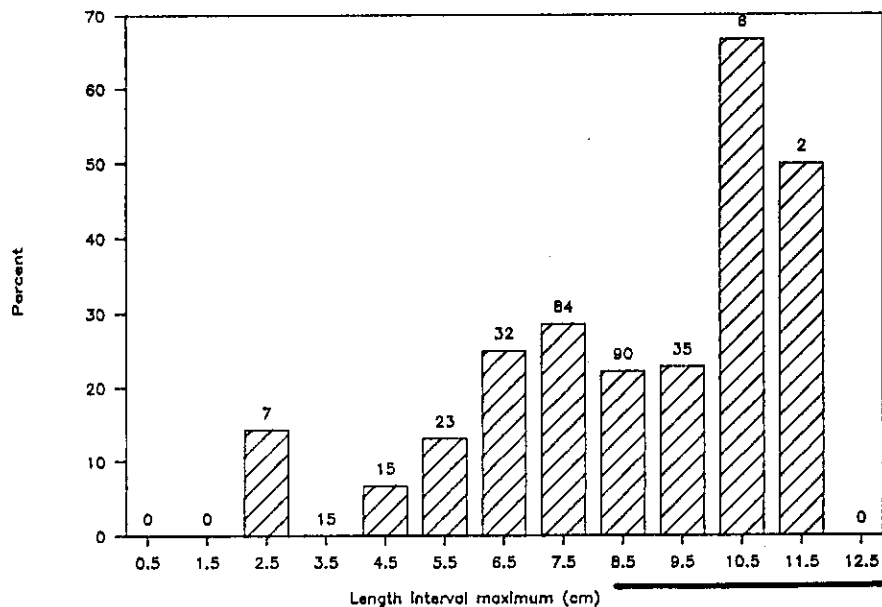


Figure 4. Length-percent live and recently dead *Amblema plicata* and *Quadrula pustulosa* collected from pools 14 and 15 of the Upper Mississippi River in 1983 and 1985. Numbers at the top of bars indicate total number of live and recently dead in that interval. Horizontal bar below x axis indicates legal size range for commercial harvest.

Amblema plicata



Quadrula pustulosa

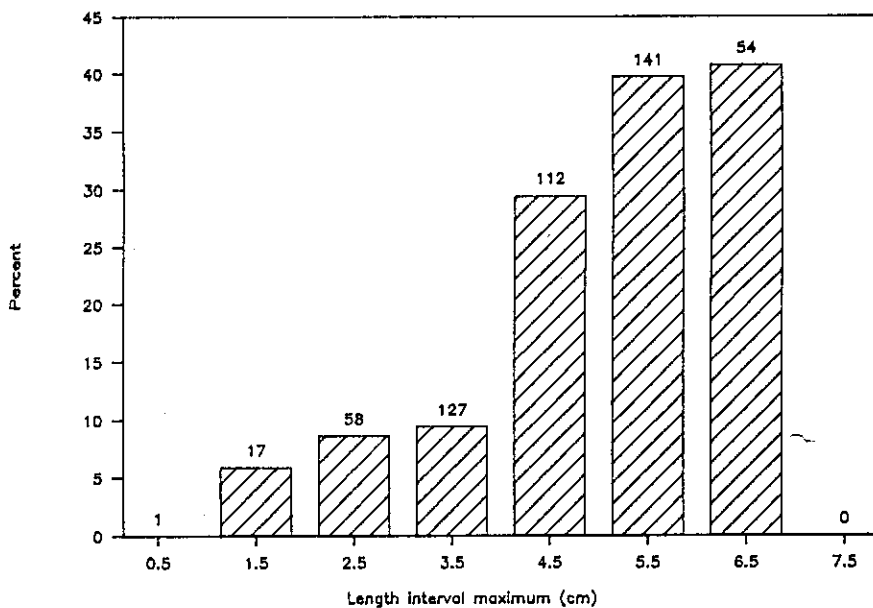


Figure 5. Percent recently dead, $RD/(LI + RD)$, for length intervals of *Amblema plicata* and *Quadrula pustulosa* collected from pools 14 and 15 of the Upper Mississippi River in 1983 and 1985. Numbers at the top of bars indicate total number of live and recently dead in that length interval. Horizontal bar below x axis indicates legal size range for commercial harvest.

Table 6. Comparison of recently dead percentages for juvenile and adults of three mussel species from pools 14 and 15 of the Upper Mississippi River.

Species	Samples ³	Juvenile ¹			Adult ²			P ⁴
		Live	Recently dead (RD)	% RD	Live	Recently dead (RD)	% RD	
<u>Amblema plicata</u>	All combined	79	13	14.1	160	57	26.3	0.014
<u>Amblema plicata</u>	All - RM 488.6	42	9	17.6	99	46	31.7	0.021
<u>Megaloniaias gigantea</u>	All combined	66	18	21.4	150	69	31.5	0.073
<u>Megaloniaias gigantea</u>	All - RM 488.6	62	17	21.5	138	64	31.7	0.081
<u>Quadrula pustulosa</u>	All combined	264	51	16.2	117	78	40.0	< 0.001
<u>Quadrula pustulosa</u>	All - RM 488.6	154	47	23.4	90	71	44.1	< 0.001
<u>Quadrula pustulosa</u>	1983	42	14	25.0	45	49	52.1	< 0.001

¹ Amblema plicata <7 cm
Megaloniaias gigantea <12 cm
Quadrula pustulosa <5 cm

² Amblema plicata >7 cm
Megaloniaias gigantea >12 cm
Quadrula pustulosa >5 cm

³ All combined = individuals from all sites and both years pooled
All - 488.6 = all combined minus individuals from river mile 488.6
1983 = all individuals collected from pools 14 and 15 in 1983

⁴ P = Probability that the difference in percentages between adults and juveniles results from chance -- arcsin transformation and statistic for comparison of percentages (Sokal and Rohlf 1969)

Detailed graphical or statistical analyses could not be run on the rarer species because sample sizes were too small, but a recent die-off appeared to have occurred in all species (Tables 3 and 4). Although we collected no Lampsilis higginsi in our routine sampling, we found one dead specimen in a sheller's cull pile on a small island near RM 486.

It is apparent that if the mortality rates we observed in 1983 and 1985 occur repeatedly and the recruitment is as low as our size distributions indicate (Figure 3), mussel populations in pools 14 and 15 are in jeopardy. The problem is more extensive than our study indicates -- papers presented at the recent workshop on mussel die-offs (Neves 1987) and reports from shellers, district fishery biologists, and other informed observers all indicate that the die-offs of 1983 and 1985 extended over a reach of the Upper Mississippi River several hundred miles long.

SUMMARY

1. In 1983, 33.6% of the mussels we collected in pools 14 and 15 of the Mississippi River had died within the year.
2. In 1985, 17.9% of the mussels collected near RM 486.0 and only 6.3% of those near RM 488.6 in Pool 15 had died recently.
3. Mortality rate estimates may have been biased upwards in 1983 because shellers were harvesting only live mussels and leaving dead unsalable shells. In 1985, shellers were able to sell recently dead shells so they probably did not bias mortality estimates.
4. If shelling had no effect on the proportion of recently dead shells, a second hypothesis is that susceptible mussels died in response to some causative agent in 1983 leaving behind only more resistant mussels in 1985. A third hypothesis is that the intensity of some unidentified causative agent was less in 1985 than in 1983.
5. Adults and juveniles of all species were affected in both years. However, mortality rates were significantly greater ($P < 0.08$) in reproductive adults (31.7%-44.1%) than in juveniles (17.6%-23.4%) of Amblema plicata, Quadrula pustulosa, and Megalonaias gigantea, the species for which we had the largest sample sizes. Increased mortality in adults could be associated with the stress of reproduction, or with greater accumulation of some unidentified toxic agent in older individuals.

RECOMMENDATIONS

1. Term definitions and techniques to be used in future investigations of mussel die-offs should be standardized to facilitate comparison of different die-off episodes. Terms to categorize the status of shells (live, recently dead, etc.) are defined in this report and may be useful to other investigators. Quantitative sampling using frames and divers should be standard practice, and substrate within sampling frames should be collected and transported to the surface and carefully examined for small specimens.
2. In addition to shell length, age of mussels should be determined by counting annuli if possible so that growth and recruitment rates can be determined.
3. To determine whether the causative agent for mussel die-offs in the Mississippi River is a transmittable infectious agent, healthy mussels should be exposed to moribund individuals in the laboratory.
4. Body and shell burdens of contaminants should be monitored in healthy mussel populations and in populations where die-offs occur. The effects of any contaminants found in significantly higher concentrations in populations experiencing die-offs should be determined in laboratory bioassays on healthy mussels.

5. Mussel sanctuaries should be established to provide unharvested mussel beds where scientists could study mussel ecology without the confounding effects of commercial harvest. The size distributions and recruitment, growth, and mortality rates of relatively undisturbed mussel populations should be determined for comparisons with populations subject to die-offs or harvesting. In addition, these sanctuary beds could serve as seed populations in the future.

ACKNOWLEDGMENTS

We wish to acknowledge the Illinois Department of Conservation and the National Marine Fisheries Service (U.S. Department of Commerce, NOAA, National Marine Fisheries Service, P.L. 88-309, project 3-373-R) for financial support for data collection. We received funds for data analysis from Illinois' Nongame Checkoff program, and we are grateful to the Department of Conservation, the Nongame Advisory Committee, and the taxpayers who checked off a portion of their tax returns for the benefit of nongame species. We are thankful to Bill Fritz (DOC) for providing information from commercial shellers and for his help in the field. We are indebted to DOC biologists Dan Sallee, Butch Atwood, and Bob Schanzle for helping us with the diving. This manuscript was reviewed by Dr. Richard V. Anderson, Kevin S. Cummings, and Bill Fritz; and edited by Jana Waite. The Motorola Mini-Ranger III Radar Ranging System was on loan from the Upper Mississippi River Basin Association.

LITERATURE CITED

- Baker, F.C., 1906. A catalogue of the mollusca of Illinois. Illinois State Laboratory of Natural History Bulletin 7(6):53-136.
- Ballenger, D.E., 1986. President, Mississippi Valley Shell Company, Muscatine, IA. Personal communication. 25 June 1986.
- Ballenger, D.E., 1987. The musseling industry of the Upper Mississippi River and impacts of the recent mussel die-off. Pages 151-153 in R.J. Neves (ed.), Proceedings of the workshop on die-offs of freshwater mussels in the United States, June 23-25, 1986, Davenport, Iowa. U.S. Fish and Wildlife Service and Upper Mississippi River Conservation Committee. 166 p.
- Blodgett, K.D., and R.E. Sparks, 1987. Documentation of a mussel die-off in pools 14 and 15 of the Upper Mississippi River. Pages 76-88 in R.J. Neves (ed.), Proceedings of the workshop on die-offs of freshwater mussels in the United States, June 23-25, 1986, Davenport, Iowa. U.S. Fish and Wildlife Service and Upper Mississippi River Conservation Committee. 166 p.
- Calkins, W.W., 1874. The land and freshwater shells of La Salle County, Illinois. Ottawa Academy of Natural Sciences Proceedings. 48p.
- Coker, R.E., 1919. Freshwater mussels and mussel industries of the United States. Bulletin of the U.S. Bureau of Fisheries 36:13-89. Separately issued as U.S. Bureau of Fisheries Document Number 865.
- Coon, T.G., J.W. Eckblad, and P.M. Trygstad, 1977. Relative abundance and growth of mussels in pools 8, 9, and 10 of the Mississippi River. Freshwater Biology 7: 279-285.
- Danglade, E., 1914. The mussel resources of the Illinois River. U.S. Bureau of Fisheries, Appendix 6 to the report of the U.S. Commissioner of Fisheries for 1913. 48p.
- Duncan, R.E., and P.A. Thiel, 1983. A survey of the mussel densities in Pool 10 of the Upper Mississippi River. Technical Bulletin No. 139. Wisconsin Department of Natural Resources, Madison, WI. 14 p.
- Finke, A.H., 1966. Report of a mussel survey in pools 4A (Lake Pepin), 5, 6, 7, and 9 of the Mississippi River during 1965. Wisconsin Department of Natural Resources, LaCrosse, WI. 5p.
- Forbes, S.A., and R.E. Richardson, 1913. Studies on the biology of the upper Illinois River. Illinois State Laboratory of Natural History Bulletin 9(10):481-574.

- Fritz, A.W., 1986. Commercial fisheries biologist, Illinois Department of Conservation, Carlyle, IL. Personal communication. May 1987.
- Fuller, S.L.H., 1978. Final report: freshwater mussels (Mollusca: Bivalvia: Unionidae) of the Upper Mississippi River: observations at selected sites within the 9-ft channel navigation project on behalf of the United States Army Corps of Engineers. The Academy of Natural Sciences of Philadelphia, PA. 401p.
- Fuller, S.L.H., 1980. Historical and current distributions of fresh-water mussels (Mollusca: Bivalvia: Unionidae) of the Upper Mississippi River. Pages 72-119 in J.L. Rasmussen (ed.), Proceedings of the UMRCC Symposium on Upper Mississippi River bivalve mollusks. Upper Mississippi River Conservation Committee.
- Havlik, M.E., 1987. Probable causes and considerations of the naiad mollusk die-off in the Upper Mississippi River. Pages 91-103 in R.J. Neves (ed.), Proceedings of the workshop on die-offs of freshwater mussels in the United States, June 23-25, 1986, Davenport, Iowa. U.S. Fish and Wildlife Service and Upper Mississippi River Conservation Committee. 166 p.
- Kelly, H.M., 1899. A statistical study of the parasites of the Unionidae. Illinois State Laboratory of Natural History Bulletin 5(8):399-418.
- Neves, R.J. (ed.), 1987. Proceedings of the workshop on die-offs of freshwater mussels in the United States, June 23-25, 1986, Davenport, Iowa. U.S. Fish and Wildlife Service and Upper Mississippi River Conservation Committee. 166 p.
- Oblad, B.R., 1979. An experiment in relocating endangered and rare naiad mollusks from a proposed bridge construction site at Sylvan Slough, Mississippi River near Moline, Illinois. Pages 211-222 in J.L. Rasmussen (ed.), Proceedings of the UMRCC Symposium on Upper Mississippi River bivalve mollusks. Upper Mississippi River Conservation Committee.
- Pratt, W.H. 1876. List of land and freshwater shells found at Davenport, Iowa. Proceedings of the Davenport Academy of Science 1:165-167.
- Richardson, R.E., 1928. The bottom fauna of the middle Illinois River, 1913-1925. Its distribution, abundance, valuation, and index value in the study of stream pollution. Illinois Natural History Survey Bulletin 17(12):387-475.
- Sokal, R.R., and F.J. Rohlf, 1969. Biometry. W.H. Freeman and Company, San Francisco, CA. 776 p.

- Sparks, R.E, and K.D. Blodgett, 1983. Effects of three commercial harvesting methods on mussel beds. Illinois Natural History Survey Aquatic Biology Technical Report 1983(10). 44 p.
- Sparks, R.E., and K.D. Blodgett, 1985. Effects of fleeting on mussels. Illinois Natural History Survey Aquatic Biology Technical Report 1985(8). 94 p.
- Starrett, W.C., 1971. A survey of the mussels (Unionacea) of the Illinois River, a polluted stream. Illinois Natural History Survey Bulletin 30(5):266-403.
- Stein, C.B., 1973. The life history of Amblema plicata, the three-ridge naiad. Ph.D. dissertation, Ohio State University, Columbus, OH. 174 p.
- Stern, E., 1982. Executive summary of the Higgins' eye mussel recovery plan. Submitted to the U.S. Fish and Wildlife Service. 17 p.
- Thiel, P.A., 1987. Recent events in the mussel mortality problem on the Upper Mississippi River. Pages 66-75 in R.J. Neves (ed.), Proceedings of the workshop on die-offs of freshwater mussels in the United States, June 23-25, 1986, Davenport, Iowa. U.S. Fish and Wildlife Service and Upper Mississippi River Conservation Committee. 166 p.
- Tryon, G.W., 1865. Catalogue of mollusca collected by Professor D.S. Sheldon at Davenport, Iowa. American Journal of Conchology 1:68-70.
- Zale, A.V., and R. Suttles. 1987. Mussel mortalities in the Neosho River System, Oklahoma. Pages 39-43 in R.J. Neves (ed.), Proceedings of the workshop on die-offs of freshwater mussels in the United States, June 23-25, 1986, Davenport, Iowa. U.S. Fish and Wildlife Service and Upper Mississippi River Conservation Committee. 166 p.